

1 PLANTATION
ROAD

SALES BROCHURE
售樓說明書



Phase I 第一期

You are advised to take the following steps before purchasing first-hand residential properties.

For all first-hand residential properties

1. Important information

- Make reference to the materials available on the Sales of First-hand Residential Properties Electronic Platform (SRPE) (www.srpe.gov.hk) on the first-hand residential property market.
- Study the information on the website designated by the vendor for the development, including the sales brochure, price lists, documents containing the sales arrangements, and the register of transactions of a development.
- Sales brochure for a development will be made available to the general public at least 7 days immediately before a date of sale while price list and sales arrangements will be made available at least 3 days immediately before the date of sale.
- Information on transactions can be found on the register of transactions on the website designated by the vendor for the development and the SRPE.

2. Fees, mortgage loan and property price

- Calculate the total expenses of the purchase, such as solicitors' fees, mortgage charges, insurance fees and stamp duties.
- Check with banks to find out if you will be able to obtain the needed mortgage loan, select the appropriate payment method and calculate the amount of the mortgage loan to ensure it is within your repayment ability.
- Check recent transaction prices of comparable properties for comparison.
- Check with the vendor or the estate agent the estimated management fee, the amount of management fee payable in advance (if any), special fund payable (if any), the amount of reimbursement of the deposits for water, electricity and gas (if any), and/or the amount of debris removal fee (if any) you have to pay to the vendor or the manager of the development.

3. Price list, payment terms and other financial incentives

- Vendors may not offer to sell all the residential properties that are covered in a price list. To know which residential properties the vendors may offer to sell, pay attention to the sales arrangements which will be announced by the vendors at least 3 days before the relevant residential properties are offered to be sold.
- Pay attention to the terms of payment as set out in a price list. If there are discounts on the price, gift, or any financial advantage or benefit to be made available in connection with the purchase of the residential properties, such information will also be set out in the price list.
- If you intend to opt for any mortgage loan plans offered by financial institutions specified by the vendor, before entering into a preliminary agreement for sale and purchase (PASP), you must study the details of various mortgage loan plans¹ as set out in the price list concerned. If you have any questions about these mortgage loan plans, you should check with the financial institutions concerned direct before entering into a PASP.

4. Property area and its surroundings

- Pay attention to the area information in the sales brochure and price list, and price per square foot/metre in the price list. According to the Residential Properties (First-hand Sales) Ordinance (Cap. 621) (the Ordinance), vendors can only present the area and price per square foot and per square metre of a residential property using saleable area. Saleable area, in relation to a residential property, means the floor area of the residential property, and includes the floor area of every one of the following to the extent that it forms part of the residential property - (i) a balcony; (ii) a utility platform; and (iii) a verandah. The saleable area excludes the area of the following which forms part of the residential property - air-conditioning plant room; bay window; cockloft; flat roof; garden; parking space; roof; stairhood; terrace and yard.
- Floor plans of all residential properties in the development have to be shown in the sales brochure. In a sales brochure, floor plans of residential

properties in the development must state the external and internal dimensions of each residential property². The external and internal dimensions of residential properties as provided in the sales brochure exclude plaster and finishes. You are advised to note this if you want to buy furniture before handing over of the residential property.

- Visit the development site and get to know the surroundings of the property (including transportation and community facilities). Check town planning proposals and decisions which may affect the property. Take a look at the location plan, aerial photograph, outline zoning plan and cross-section plan that are provided in the sales brochure.

5. Sales brochure

- Ensure that the sales brochure obtained is the latest version. According to the Ordinance, the sales brochure made available to the public should be printed or examined, or examined and revised within the previous 3 months.
- In respect of an uncompleted development, the vendor may alter the building plans (if any) whenever the vendor considers necessary. To know the latest information of an uncompleted development, keep paying attention to any revised sales brochures made available by the vendor.
- Read through the sales brochure and in particular, check the following information in the sales brochure -
 - whether there is a section on "relevant information" in the sales brochure, under which information on any matter that is known to the vendor but is not known to the general public, and is likely to materially affect the enjoyment of a residential property will be set out. Please note that information contained in a document that has been registered with the Land Registry will not be regarded as "relevant information";
 - the cross-section plan showing a cross-section of the building in relation to every street adjacent to the building, and the level of every such street in relation to a known datum and to the level of the lowest residential floor of the building. This will help you visualize the difference in height between the lowest residential floor of a building and the street level, regardless of how that lowest residential floor is named;
 - interior and exterior fittings and finishes and appliances;
 - the basis on which management fees are shared;
 - whether individual owners have obligations or need to share the expenses for managing, operating and maintaining the public open space or public facilities inside or outside the development, and the location of the public open space or public facilities; and
 - whether individual owners have responsibility to maintain slopes.

6. Government land grant and deed of mutual covenant (DMC)

- Read the Government land grant and the DMC (or the draft DMC). Information such as ownership of the rooftop and external walls can be found in the DMC. The vendor will provide copies of the Government land grant and the DMC (or the draft DMC) at the place where the sale is to take place for free inspection by prospective purchasers.

¹ The details of various mortgage loan plans include the requirements for mortgagors on minimum income level, the loan limit under the first mortgage and second mortgage, the maximum loan repayment period, the change of mortgage interest rate throughout the entire repayment period, and the payment of administrative fees.

² According to section 10(2)(d) in Part 1 of Schedule 1 to the Ordinance, each of the floor plans of the residential properties in the development in the sales brochure must state the following—

- (i) the external dimensions of each residential property;
- (ii) the internal dimensions of each residential property;
- (iii) the thickness of the internal partitions of each residential property;
- (iv) the external dimensions of individual compartments in each residential property.

According to section 10(3) in Part 1 of Schedule 1 to the Ordinance, if any information required by section 10(2)(d) in Part 1 of Schedule 1 to the Ordinance is provided in the approved building plans for the development, a floor plan must state the information as so provided.

- Check the Government land grant on whether individual owners are liable to pay Government rent.
 - Check the DMC on whether animals can be kept in the residential property.
- 7. Information on Availability of Residential Properties for Selection at Sales Office**
- Check with the vendor which residential properties are available for selection. If a “consumption table” is displayed by the vendor at the sales office, you may check from the table information on the progress of sale on a date of sale, including which residential properties are offered for sale at the beginning of that date of sale and which of them have been selected and sold during that date of sale.
 - Do not believe in rumours about the sales condition of the development and enter into a PASP rashly.
- 8. Register of Transactions**
- Pay attention to the register of transactions for a development. A vendor must, within 24 hours after entering into a PASP with a purchaser, enter transaction information of the PASP in the register of transactions. The vendor must, within 1 working day after entering into an agreement for sale and purchase (ASP), enter transaction information of the ASP in the register of transactions. Check the register of transactions for the concerned development to learn more about the sales condition of the development.
 - Never take the number of registrations of intent or cashier orders a vendor has received for the purpose of registration as an indicator of the sales volume of a development. The register of transactions for a development is the most reliable source of information from which members of the public can grasp the daily sales condition of the development.
- 9. Agreement for sale and purchase**
- Ensure that the PASP and ASP include the mandatory provisions as required by the Ordinance.
 - Pay attention that fittings, finishes and appliances to be included in the sale and purchase of the property are inserted in the PASP and ASP.
 - Pay attention to the area plan annexed to the ASP which shows the total area which the vendor is selling to you. The total area which the vendor is selling to you is normally greater than the saleable area of the property.
 - Pay attention to the vendor’s right to alter the building plans (if any) for an uncompleted development. The mandatory provisions to be incorporated in an ASP for uncompleted development as required by the Ordinance include a provision requiring the vendor to notify the purchaser in writing of such alteration if the same affects in any way the property within 14 days after its having been approved by the Building Authority.
 - A preliminary deposit of 5% of the purchase price is payable by you to the owner (i.e. the seller) on entering into a PASP.
 - If you do not execute the ASP within **5 working days** (working day means a day that is not a general holiday or a Saturday or a Black rainstorm warning day or gale warning day) after entering into the PASP, the PASP is terminated, the preliminary deposit (i.e. 5% of the purchase price) is forfeited, and the owner (i.e. the seller) does not have any further claim against you for not executing the ASP.
 - If you execute the ASP within 5 working days after the signing of the PASP, the owner (i.e. the seller) must execute the ASP within 8 working days after entering into the PASP.
 - The deposit should be made payable to the solicitors’ firm responsible for stakeholding purchasers’ payments for the property.
- 10. Expression of intent of purchasing a residential property**
- Note that vendors (including their authorized representative(s)) should not seek or accept any specific or general expression of intent of purchasing any residential property before the relevant price lists for such properties are made available to the public. You therefore should not make such an offer to the vendors or their authorized representative(s).
 - Note that vendors (including their authorized representative(s)) should not seek or accept any specific expression of intent of purchasing a particular residential property before the sale of the property has commenced. You therefore should not make such an offer to the vendors or their authorized representative(s).
- 11. Appointment of estate agent**
- Note that if the vendor has appointed one or more than one estate agents to act in the sale of any specified residential property in the development, the price list for the development must set out the name of all the estate agents so appointed as at the date of printing of the price list.
 - You may appoint any estate agent (not necessarily from those estate agency companies appointed by the vendor) to act in the purchase of any specified residential property in the development, and may also not appoint any estate agent to Act on your behalf.
 - Before you appoint an estate agent to look for a property, you should -
 - find out whether the agent will act on your behalf only. If the agent also acts for the vendor, he/she may not be able to protect your best interests in the event of a conflict of interest;
 - find out whether any commission is payable by you to the estate agent and, if so, its amount and the time of payment; and
 - note that only licensed estate agents or salespersons may accept your appointment. If in doubt, you should request the estate agent or salesperson to produce his/her Estate Agent Card, or check the Licence List on the Estate Agents Authority website: www.eaa.org.hk.
- 12. Appointment of solicitor**
- Consider appointing your own solicitor to protect your interests. If the solicitor also acts for the vendor, he/she may not be able to protect your best interests in the event of a conflict of interest.
 - Compare the charges of different solicitors.
- For first-hand uncompleted residential properties**
- 13. Pre-sale Consent**
- For uncompleted residential property under the Lands Department Consent Scheme, seek confirmation from the vendor whether the “Pre-sale Consent” has been issued by the Lands Department for the development.
- 14. Show flats**
- While the vendor is not required to make any show flat available for viewing by prospective purchasers or the general public, if the vendor wishes to make available show flats of a specified residential property, the vendor must first of all make available an unmodified show flat of that residential property and that, having made available such unmodified show flat, the vendor may then make available a modified show flat of that residential property. In this connection, the vendor is allowed to make available more than one modified show flat of that residential property.
 - If you visit the show flats, you should always look at the unmodified show flats for comparison with the modified show flats. That said, the Ordinance does not restrict the discretion of the vendor in arranging the sequence of the viewing of unmodified and modified show flats.
 - Sales brochure of the development should have been made available to the public when the show flat is made available for viewing. You are advised to get a copy of the sales brochure and make reference to it when viewing the show flats.
 - You may take measurements in modified and unmodified show flats, and take photographs or make video recordings of unmodified show flats, subject to reasonable restriction(s) which may be set by the vendor for ensuring safety of the persons viewing the show flat.

For first-hand uncompleted residential properties and completed residential properties pending compliance**15. Estimated material date and handing over date**

- Check the estimated material date³ for the development in the sales brochure -
 - The estimated material date for a development in the sales brochure is not the same as the date on which a residential property is handed over to purchaser. The latter is normally later than the former. However, the handing over date may be earlier than the estimated material date set out in the sales brochure in case of earlier completion of the development.
- Handing over date
 - The mandatory provisions to be incorporated in an ASP as required by the Ordinance include a provision requiring the vendor to apply in writing for an Occupation Document / a Certificate of Compliance or the Director of Lands' Consent to Assign (as the case may be) in respect of the development within 14 days after the estimated material date as stipulated in the ASP.
 - For development subject to the Lands Department Consent Scheme, the vendor is required to notify the purchaser in writing that the vendor is in a position validly to assign the property within one month after the issue of the Certificate of Compliance or the Consent to Assign, whichever first happens; or
 - For development not subject to the Lands Department Consent Scheme, the vendor is required to notify the purchaser in writing that the vendor is in a position validly to assign the property within 6 months after the issue of the Occupation Document including Occupation Permit.
 - The mandatory provisions to be incorporated in an ASP as required by the Ordinance include a provision requiring completion of the sale and purchase within 14 days after the date of the notification aforesaid. Upon completion, the vendor shall arrange handover of the property to the purchaser.
- Authorized Person (AP) may grant extension(s) of time for completion of the development beyond the estimated material date.
 - The mandatory provisions to be incorporated in an ASP as required by the Ordinance include a provision that the AP of a development may grant an extension of time for completion of the development beyond the estimated material date having regard to delays caused exclusively by any one or more of the following reasons:
 - strike or lock-out of workmen;
 - riots or civil commotion;
 - force majeure or act of God;
 - fire or other accident beyond the vendor's control;
 - war; or
 - inclement weather.
 - The AP may grant more than once such an extension of time depending on the circumstances. That means handover of the property may be delayed.
 - The mandatory provisions to be incorporated in an ASP as required by the Ordinance also include a provision requiring the vendor to, within 14 days after the issue of an extension of time granted by the AP, furnish the purchaser with a copy of the relevant certificate of extension.
- Ask the vendor if there are any questions on handing over date.

For first-hand completed residential properties**16. Vendor's information form**

- Ensure that you obtain the "vendor's information form(s)" printed within the previous 3 months in relation to the residential property/properties you intend to purchase.

17. Viewing of property

- Ensure that, before you purchase a residential property, you are arranged to view the residential property that you would like to purchase or, if it is not reasonably practicable to view the property in question, a comparable property in the development, unless you agree in writing that the vendor is not required to arrange such a comparable property for viewing for you. You are advised to think carefully before signing any waiver.
- You may take measurements, take photographs or make video recordings of the property, unless the property is held under a tenancy or reasonable restriction(s) is/are needed to ensure safety of the persons viewing the property.

For complaints and enquiries relating to the sales of first-hand residential properties by the vendors which the Ordinance applies, please contact the Sales of First-hand Residential Properties Authority -

Website	: www.srpa.gov.hk
Telephone	: 2817 3313
Email	: enquiry_srpa@hd.gov.hk
Fax	: 2219 2220

Other useful contacts:

Consumer Council	
Website	: www.consumer.org.hk
Telephone	: 2929 2222
Email	: cc@consumer.org.hk
Fax	: 2856 3611

Estate Agents Authority	
Website	: www.eaa.org.hk
Telephone	: 2111 2777
Email	: enquiry@eaa.org.hk
Fax	: 2598 9596

Real Estate Developers Association of Hong Kong	
Telephone	: 2826 0111
Fax	: 2845 2521

Sales of First-hand Residential Properties Authority

March 2023

³ Generally speaking, "material date" means the date on which the conditions of the land grant are complied with in respect of the development, or the date on which the development is completed in all respects in compliance with the approved building plans or the conditions subject to which the certificate of exemption is issued. For details, please refer to section 2 of the Ordinance.

您在購置一手住宅物業之前，應留意下列事項：

適用於所有一手住宅物業

1. 重要資訊

- 瀏覽一手住宅物業銷售資訊網（下稱「銷售資訊網」）（網址：www.srpe.gov.hk），參考「銷售資訊網」內有關一手住宅物業的市場資料。
- 閱覽賣方就該發展項目所指定的互聯網網站內的有關資訊，包括售樓說明書、價單、載有銷售安排的文件，及成交紀錄冊。
- 發展項目的售樓說明書，會在該項目的出售日期前最少七日向公眾發布，而有關價單和銷售安排，亦會在該項目的出售日期前最少三日公布。
- 在賣方就有關發展項目所指定的互聯網網站，以及「銷售資訊網」內，均載有有關物業成交資料的成交紀錄冊，以供查閱。

2. 費用、按揭貸款和樓價

- 計算置業總開支，包括律師費、按揭費用、保險費，以及印花稅。
- 向銀行查詢可否取得所需的按揭貸款，然後選擇合適的還款方式，並小心計算按揭貸款金額，以確保貸款額沒有超出本身的負擔能力。
- 查閱同類物業最近的成交價格，以作比較。
- 向賣方或地產代理瞭解，您須付予賣方或該發展項目的管理人的預計的管理費、管理費上期金額（如有）、特別基金金額（如有）、補還的水、電力及氣體按金（如有），以及/或清理廢料的費用（如有）。

3. 價單、支付條款，以及其他財務優惠

- 賣方未必會把價單所涵蓋的住宅物業悉數推售，因此應留意有關的銷售安排，以了解賣方會推售的住宅物業為何。賣方會在有關住宅物業推售日期前最少三日公布銷售安排。
- 留意價單所載列的支付條款。倘買家可就購置有關住宅物業而連帶獲得價格折扣、贈品，或任何財務優惠或利益，上述資訊亦會在價單內列明。
- 如您擬選用由賣方指定的財務機構提供的各類按揭貸款計劃，在簽訂臨時買賣合約前，應先細閱有關價單內列出的按揭貸款計劃資料¹。如就該些按揭貸款計劃的詳情有任何疑問，應在簽訂臨時買賣合約前，直接向有關財務機構查詢。

4. 物業的面積及四周環境

- 留意載於售樓說明書和價單內的物業面積資料，以及載於價單內的每平方呎/每平方米售價。根據《一手住宅物業銷售條例》（第 621 章）（下稱「條例」），賣方只可以實用面積表達住宅物業的面積和每平方呎及平方米的售價。就住宅物業而言，實用面積指該住宅物業的樓面面積，包括在構成該物業的一部分的範圍內的以下每一項目的樓面面積：(i)露台；(ii)工作平台；以及(iii)陽台。實用面積並不包括空調機房、窗台、閣樓、平台、花園、停車位、天台、梯屋、前庭及庭院的每一項目的面積，即使該些項目構成該物業的一部分的範圍。
- 售樓說明書必須顯示發展項目中所有住宅物業的樓面平面圖。在售樓說明書所載有關發展項目中住宅物業的每一份樓面平面圖，均須述明每個住宅物業的外部及內部尺寸²。售樓說明書所提供有關住宅物業外部及內部的尺寸，不會把批盪和裝飾物料包括在內。買家收樓前如欲購置家具，應留意這點。

- 親臨發展項目的所在地實地視察，以了解有關物業的四周環境（包括交通和社區設施）；亦應查詢有否任何城市規劃方案和議決，會對有關的物業造成影響；參考載於售樓說明書內的位置圖、鳥瞰照片、分區計劃大綱圖，以及橫截面圖。

5. 售樓說明書

- 確保所取得的售樓說明書屬最新版本。根據條例，提供予公眾的售樓說明書必須是在之前的三個月之內印製或檢視、或檢視及修改。
- 如屬未落成發展項目，賣方在認為有需要時可改動建築圖則（如有的話），因此應留意由賣方提供的任何經修改的售樓說明書，以了解有關未落成發展項目的最新資料。
- 閱覽售樓說明書，並須特別留意以下資訊：
 - 售樓說明書內有否關於「有關資料」的部分，列出賣方知悉但並非為一般公眾人士所知悉，關於相當可能對享有住宅物業造成重大影響的事宜的資料。請注意，已在土地註冊處註冊的文件，其內容不會被視為「有關資料」；
 - 橫截面圖會顯示有關建築物相對毗連該建築物的每條街道的橫截面，以及每條上述街道與已知基準面和該建築物最低的一層住宅樓層的水平相對的水平。橫截面圖能以圖解形式，顯示出建築物最低一層住宅樓層和街道水平的高低差距，不論該最低住宅樓層以何種方式命名；
 - 室內和外部的裝置、裝修物料和設備；
 - 管理費按甚麼基準分擔；
 - 小業主有否責任或需要分擔管理、營運或維持有關發展項目以內或以外的公眾休憩用地或公共設施的開支，以及有關公眾休憩用地或公共設施的位置；以及
 - 小業主是否須要負責維修斜坡。

6. 政府批地文件和公契

- 閱覽政府批地文件和公契（或公契擬稿）。公契內載有天台和外牆業權等相關資料。賣方會在售樓處提供政府批地文件和公契（或公契擬稿）的複本，供準買家免費閱覽。
- 留意政府批地文件內所訂明小業主是否須要負責支付地稅。
- 留意公契內訂明有關物業內可否飼養動物。

¹ 按揭貸款計劃的資料包括有關按揭貸款計劃對借款人的最低收入的要求、就第一按揭連同第二按揭可獲得的按揭貸款金額上限、最長還款年期、整個還款期內的按揭利率變化，以及申請人須繳付的手續費。

² 根據條例附表1第1部第10(2)(d)條述明，售樓說明書內顯示的發展項目中的住宅物業的每一份樓面平面圖須述明以下各項—

- 每個住宅物業的外部尺寸；
- 每個住宅物業的內部尺寸；
- 每個住宅物業的內部間隔的厚度；
- 每個住宅物業內個別分隔室的外部尺寸。

根據條例附表1第1部第10(3)條，如有關發展項目的經批准的建築圖則，提供條例附表1第1部第10(2)(d)條所規定的資料，樓面平面圖須述明如此規定的該資料。

7. 售樓處內有關可供揀選住宅物業的資料

- 向賣方查詢清楚有哪些一手住宅物業可供揀選。若賣方在售樓處內展示「消耗表」，您可從該「消耗表」得悉在每個銷售日的銷售進度資料，包括在該個銷售日開始時有哪些住宅物業可供出售，以及在該個銷售日內有哪些住宅物業已獲揀選及售出。
- 切勿隨便相信有關發展項目銷情的傳言，倉卒簽立臨時買賣合約。

8. 成交紀錄冊

- 留意發展項目的成交紀錄冊。賣方須於臨時買賣合約訂立後的24小時內，於紀錄冊披露該臨時買賣合約的資料，以及於買賣合約訂立後一個工作天內，披露該買賣合約的資料。您可透過成交紀錄冊得悉發展項目的銷售情況。
- 切勿將賣方接獲用作登記的購樓意向書或本票的數目視為銷情指標。發展項目的成交紀錄冊才是讓公眾掌握發展項目每日銷售情況的最可靠資料來源。

9. 買賣合約

- 確保臨時買賣合約和買賣合約包含條例所規定的強制性條文。
- 留意有關物業買賣交易所包括的裝置、裝修物料和設備，須在臨時買賣合約和買賣合約上列明。
- 留意夾附於買賣合約的圖則。該圖則會顯示所有賣方售予您的物業面積，而該面積通常較該物業的實用面積為大。
- 留意賣方有權改動未落成發展項目的建築圖則（如有的話）。如屬未落成發展項目，條例規定物業的買賣合約須載有強制性條文，列明如有關改動在任何方面對該物業造成影響，賣方須在改動獲建築事務監督批准後的14日內，將該項改動以書面通知買家。
- 訂立臨時買賣合約時，您須向擁有人（即賣方）支付樓價5%的臨時訂金。
- 如您在訂立臨時買賣合約後**五個工作日**（工作日指並非公眾假日、星期六、黑色暴雨警告日或烈風警告日的日子）之內，沒有簽立買賣合約，該臨時買賣合約即告終止，有關臨時訂金（即樓價的5%）會被沒收，而擁有人（即賣方）不得因您沒有簽立買賣合約而對您提出進一步申索。
- 在訂立臨時買賣合約後的五個工作日之內，倘您簽立買賣合約，則擁有人（即賣方）必須在訂立該臨時買賣合約後的八個工作日之內簽立買賣合約。
- 有關的訂金，應付予負責為所涉物業擔任保證金保存人的律師事務所。

10. 表達購樓意向

- 留意在賣方（包括其獲授權代表）就有關住宅物業向公眾提供價單前，賣方不得尋求或接納任何對有關住宅物業的購樓意向（不論是否屬明確選擇購樓意向）。因此您不應向賣方或其授權代表提出有關意向。
- 留意在有關住宅物業的銷售開始前，賣方（包括其獲授權代表）不得尋求或接納任何對該物業的有明確選擇購樓意向。因此您不應向賣方或其授權代表提出有關意向。

11. 委託地產代理

- 留意倘賣方委任一個或多於一個地產代理，以協助銷售其發展項目內任何指明住宅物業，該發展項目的價單必須列明在價單印刷日期當日所有獲委任為地產代理的姓名/名稱。

- 您可委託任何地產代理（不一定是賣方所指定的地產代理），以協助您購置發展項目內任何指明住宅物業；您亦可不委託任何地產代理。

- 委託地產代理以物色物業前，您應該 —

- 了解該地產代理是否只代表您行事。該地產代理若同時代表賣方行事，倘發生利益衝突，未必能夠保障您的最大利益；
- 了解您須否支付佣金予該地產代理。若須支付，有關的佣金金額和支付日期為何；以及
- 留意只有持牌地產代理或營業員才可以接受您的委託。如有疑問，應要求該地產代理或營業員出示其「地產代理證」，或瀏覽地產代理監管局的網頁（網址：www.eaa.org.hk），查閱牌照目錄。

12. 委聘律師

- 考慮自行委聘律師，以保障您的利益。該律師若同時代表賣方行事，倘發生利益衝突，未必能夠保障您的最大利益。
- 比較不同律師的收費。

適用於一手未落成住宅物業**13. 預售樓花同意書**

- 洽購地政總署「預售樓花同意方案」下的未落成住宅物業時，應向賣方確認地政總署是否已就該發展項目批出「預售樓花同意書」。

14. 示範單位

- 賣方不一定須設置示範單位供準買家或公眾參觀，但賣方如為某指明住宅物業設置示範單位，必須首先設置該住宅物業的無改動示範單位，才可設置該住宅物業的經改動示範單位，並可以就該住宅物業設置多於一個經改動示範單位。
- 參觀示範單位時，務必視察無改動示範單位，以便與經改動示範單位作出比較。然而，條例並沒有限制賣方安排參觀無改動示範單位及經改動示範單位的先後次序。
- 賣方設置示範單位供公眾參觀時，應已提供有關發展項目的售樓說明書。因此，緊記先行索取售樓說明書，以便在參觀示範單位時參考相關資料。
- 您可以在無改動示範單位及經改動示範單位中進行量度，並在無改動示範單位內拍照或拍攝影片，惟在確保示範單位參觀者人身安全的前提下，賣方可能會設定合理的限制。

適用於一手未落成住宅物業及尚待符合條件的已落成住宅物業**15. 預計關鍵日期及收樓日期**

- 查閱售樓說明書中有關發展項目的預計關鍵日期³。
- 售樓說明書中有關發展項目的預計關鍵日期並不同買家的「收樓日期」。買家的「收樓日期」一般會較發展項目的預計關鍵日期遲。然而，假若發展項目比預期早落成，「收樓日期」可能會較售樓說明書列出的預計關鍵日期為早。

- 收樓日期
 - 條例規定買賣合約須載有強制性條文，列明賣方須於買賣合約內列出的預計關鍵日期後的14日內，以書面為發展項目申請佔用文件、合格證明書，或地政總署署長的轉讓同意（視屬何種情況而定）。
 - 如發展項目屬地政總署預售樓花同意方案所規管，賣方須在合格證明書或地政總署署長的轉讓同意發出後的一個月內（以較早者為準），就賣方有能力有效地轉讓有關物業一事，以書面通知買家；或
 - 如發展項目並非屬地政總署預售樓花同意方案所規管，賣方須在佔用文件（包括佔用許可證）發出後的六個月內，就賣方有能力有效地轉讓有關物業一事，以書面通知買家。
 - 條例規定買賣合約須載有強制性條文，列明有關物業的買賣須於賣方發出上述通知的日期的14日內完成。有關物業的買賣完成後，賣方將安排買家收樓事宜。
- 認可人士可批予在預計關鍵日期之後完成發展項目
 - 條例規定買賣合約須載有強制性條文，列明發展項目的認可人士可以在顧及純粹由以下一個或多於一個原因所導致的延遲後，批予在預計關鍵日期之後，完成發展項目：
 - 工人罷工或封閉工地；
 - 暴動或內亂；
 - 不可抗力或天災；
 - 火警或其他賣方所不能控制的意外；
 - 戰爭；或
 - 惡劣天氣。
 - 發展項目的認可人士可以按情況，多於一次批予延後預計關鍵日期以完成發展項目，即收樓日期可能延遲。
 - 條例規定買賣合約須載有強制性條文，列明賣方須於認可人士批予延期後的14日內，向買家提供有關延期證明書的文本。
- 如對收樓日期有任何疑問，可向賣方查詢。

適用於一手已落成住宅物業

16. 賣方資料表格

- 確保取得最近三個月內印製有關您擬購買的一手已落成住宅物業的「賣方資料表格」。

17. 參觀物業

- 購置住宅物業前，確保已獲安排參觀您打算購置的住宅物業。倘參觀有關物業並非合理地切實可行，則應參觀與有關物業相若的物業，除非您以書面同意賣方無須開放與有關物業相若的物業供您參觀。您應仔細考慮，然後才決定是否簽署豁免上述規定的書面同意。
- 除非有關物業根據租約持有，或為確保物業參觀者的人身安全而須設定合理限制，您可以對該物業進行量度、拍照或拍攝影片。

任何與賣方銷售受條例所規管的一手住宅物業有關的投訴和查詢，請與一手住宅物業銷售監管局聯絡。

網址	: www.srpa.gov.hk
電話	: 2817 3313
電郵	: enquiry_srpa@hd.gov.hk
傳真	: 2219 2220

其他相關聯絡資料：

消費者委員會	
網址	: www.consumer.org.hk
電話	: 2929 2222
電郵	: cc@consumer.org.hk
傳真	: 2856 3611
地產代理監管局	
網址	: www.eaa.org.hk
電話	: 2111 2777
電郵	: enquiry@eaa.org.hk
傳真	: 2598 9596
香港地產建設商會	
電話	: 2826 0111
傳真	: 2845 2521

一手住宅物業銷售監管局

2023年3月

³ 一般而言，「關鍵日期」指該項目符合批地文件的條件的日期，或該項目在遵照經批准的建築圖則的情況下或按照豁免證明書的發出的條件在各方面均屬完成的日期。有關詳情請參考條例第2條。

2

INFORMATION ON THE PHASE 期數的資料

Name of the Phase of the Development

Phase 1 of 1 Plantation Road

發展項目的期數的名稱

1 Plantation Road 第一期

Name of the street at which the Phase is situated and the street number

1 Plantation Road

期數所位於的街道名稱及門牌號數

種植道一號

The total number of houses

8 houses

洋房的總數

8座洋房

The house numbering as provided in the approved building plans for the Phase

Plantation Boulevard House 1-3, 5-9

期數的經批准的建築圖則所規定的門牌號數

Plantation Boulevard 1-3、5-9 號洋房

Omitted house number

Plantation Boulevard House 4

被略去的門牌號數

Plantation Boulevard 4號洋房

Notes:

"House 8" labeled in the latest approved building plans is also referred to as "Plantation Boulevard House 1" thereunder.
"House 9" labeled in the latest approved building plans is also referred to as "Plantation Boulevard House 2" thereunder.
"House 10" labeled in the latest approved building plans is also referred to as "Plantation Boulevard House 3" thereunder.
"House 11" labeled in the latest approved building plans is also referred to as "Plantation Boulevard House 5" thereunder.
"House 12" labeled in the latest approved building plans is also referred to as "Plantation Boulevard House 6" thereunder.
"House 15" labeled in the latest approved building plans is also referred to as "Plantation Boulevard House 7" thereunder.
"House 16" labeled in the latest approved building plans is also referred to as "Plantation Boulevard House 8" thereunder.
"House 17" labeled in the latest approved building plans is also referred to as "Plantation Boulevard House 9" thereunder.

附註：

在最新經批准圖則中所標注的「House 8」亦在該圖中稱為「Plantation Boulevard 1號洋房」。
在最新經批准圖則中所標注的「House 9」亦在該圖中稱為「Plantation Boulevard 2號洋房」。
在最新經批准圖則中所標注的「House 10」亦在該圖中稱為「Plantation Boulevard 3號洋房」。
在最新經批准圖則中所標注的「House 11」亦在該圖中稱為「Plantation Boulevard 5號洋房」。
在最新經批准圖則中所標注的「House 12」亦在該圖中稱為「Plantation Boulevard 6號洋房」。
在最新經批准圖則中所標注的「House 15」亦在該圖中稱為「Plantation Boulevard 7號洋房」。
在最新經批准圖則中所標注的「House 16」亦在該圖中稱為「Plantation Boulevard 8號洋房」。
在最新經批准圖則中所標注的「House 17」亦在該圖中稱為「Plantation Boulevard 9號洋房」。

3

INFORMATION ON VENDOR AND OTHERS INVOLVED IN THE PHASE 賣方及有參與期數的其他人的資料

Vendor

Excellent Direction Limited (applicable to Plantation Boulevard Houses 1-3 and 5-6)
Absolute Ventures Limited (applicable to Plantation Boulevard House 7)
Beyond Star Limited (applicable to Plantation Boulevard House 8)
Central Summit Limited (applicable to Plantation Boulevard House 9)

Holding Companies of the Vendor

Applicable to all Vendors:

Wharf Development Limited, The Wharf (Holdings) Limited, Innovative Circle Limited, World International Asset Management Limited, World International Holdings Limited, Wheelock and Company Limited

Applicable to Excellent Direction Limited:

Direction Superior Limited and Silver Flags Limited

Applicable to Absolute Ventures Limited:

Big Success Ventures Limited and Admiral Dream Limited

Applicable to Beyond Star Limited:

Wealthy Delight Enterprises Limited and Admiral Dream Limited

Applicable to Central Summit Limited:

Deal Achiever Limited and Admiral Dream Limited

Authorized Person for the Phase

Ronald Liang

The firm or corporation of which the Authorized Person for the Phase is a proprietor, director or employee in his or her professional capacity

LWK & Partners (HK) Limited

Building Contractor for the Phase

Gammon Engineering & Construction Company Limited

The firm of solicitors acting for the owner in relation to the sale of residential properties in the Phase

Baker & McKenzie

Authorized institution that has made a loan, or has undertaken to provide finance, for the construction of the Phase

Not applicable

Other person who has made a loan for the construction of the Phase

Wharf Finance Limited

賣方

Excellent Direction Limited (適用於Plantation Boulevard 1至3及5至6號洋房)
Absolute Ventures Limited (適用於Plantation Boulevard 7號洋房)
Beyond Star Limited (適用於Plantation Boulevard 8號洋房)
Central Summit Limited (適用於Plantation Boulevard 9號洋房)

賣方的控權公司

適用於所有賣方：

Wharf Development Limited、九龍倉集團有限公司、Innovative Circle Limited、World International Asset Management Limited、World International Holdings Limited 及會德豐有限公司

適用於Excellent Direction Limited：

Direction Superior Limited 及 Silver Flags Limited

適用於Absolute Ventures Limited：

Big Success Ventures Limited 及 Admiral Dream Limited

適用於Beyond Star Limited：

Wealthy Delight Enterprises Limited 及 Admiral Dream Limited

適用於Central Summit Limited：

Deal Achiever Limited 及 Admiral Dream Limited

期數的認可人士

梁鵬程

期數的認可人士以其專業身分擔任經營人、董事或僱員的商號或法團
梁黃顧建築師(香港)事務所有限公司

期數的承建商

Gammon Engineering & Construction Company Limited

就期數中的住宅物業的出售而代表擁有人行事的律師事務所

貝克·麥堅時律師事務所

已為期數的建造提供貸款或已承諾為該項建造提供融資的認可機構

不適用

已為期數的建造提供貸款的其他人

Wharf Finance Limited

4

RELATIONSHIP BETWEEN PARTIES INVOLVED IN THE PHASE

有參與期數的各方的關係

(a)	The vendor or a building contractor for the phase is an individual, and that vendor or contractor is an immediate family member of an authorized person for the phase; 賣方或有關期數的承建商屬個人，並屬該期數的認可人士的家人；	Not Applicable 不適用
(b)	The vendor or a building contractor for the phase is a partnership, and a partner of that vendor or contractor is an immediate family member of such an authorized person; 賣方或該期數的承建商屬合夥，而該賣方或承建商的合夥人屬上述認可人士的家人；	Not Applicable 不適用
(c)	The vendor or a building contractor for the phase is a corporation, and a director or the secretary of that vendor or contractor (or a holding company of that vendor) is an immediate family member of such an authorized person; 賣方或該期數的承建商屬法團，而該賣方或承建商（或該賣方的控權公司）的董事或秘書屬上述認可人士的家人；	No 否
(d)	The vendor or a building contractor for the phase is an individual, and that vendor or contractor is an immediate family member of an associate of such an authorized person; 賣方或該期數的承建商屬個人，並屬上述認可人士的有聯繫人士的家人；	Not Applicable 不適用
(e)	The vendor or a building contractor for the phase is a partnership, and a partner of that vendor or contractor is an immediate family member of an associate of such an authorized person; 賣方或該期數的承建商屬合夥，而該賣方或承建商的合夥人屬上述認可人士的有聯繫人士的家人；	Not Applicable 不適用
(f)	The vendor or a building contractor for the phase is a corporation, and a director or the secretary of that vendor or contractor (or a holding company of that vendor) is an immediate family member of an associate of such an authorized person; 賣方或該期數的承建商屬法團，而該賣方或承建商（或該賣方的控權公司）的董事或秘書屬上述認可人士的有聯繫人士的家人；	No 否
(g)	The vendor or a building contractor for the phase is an individual, and that vendor or contractor is an immediate family member of a proprietor of a firm of solicitors acting for the owner in relation to the sale of residential properties in the phase; 賣方或該期數的承建商屬個人，並屬就該期數內的住宅物業的出售代表擁有人行事的律師事務所行事的經營人的家人；	Not Applicable 不適用
(h)	The vendor or a building contractor for the phase is a partnership, and a partner of that vendor or contractor is an immediate family member of a proprietor of a firm of solicitors acting for the owner in relation to the sale of residential properties in the phase; 賣方或該期數的承建商屬合夥，而該賣方或承建商的合夥人屬就該期數內的住宅物業的出售代表擁有人行事的律師事務所行事的經營人的家人；	Not Applicable 不適用
(i)	The vendor or a building contractor for the phase is a corporation, and a director or the secretary of that vendor or contractor (or a holding company of that vendor) is an immediate family member of a proprietor of such a firm of solicitors; 賣方或該期數的承建商屬法團，而該賣方或承建商(或該賣方的控權公司)的董事或秘書屬上述律師事務所的經營人的家人；	No 否
(j)	The vendor, a holding company of the vendor, or a building contractor for the phase, is a private company, and an authorized person for the phase, or an associate of such an authorized person, holds at least 10% of the issued shares in that vendor, holding company or contractor; 賣方、賣方的控權公司或有關期數的承建商屬私人公司，而該期數的認可人士或該認可人士的有聯繫人士持有該賣方、控權公司或承建商最少10%的已發行股份；	No 否

4

RELATIONSHIP BETWEEN PARTIES INVOLVED IN THE PHASE

有參與期數的各方的關係

(k)	The vendor, a holding company of the vendor, or a building contractor for the phase, is a listed company, and such an authorized person, or such an associate, holds at least 1% of the issued shares in that vendor, holding company or contractor; 賣方、賣方的控權公司或該期數的承建商屬上市公司，而上述認可人士或上述有聯繫人士持有該賣方、控權公司或承建商最少1%的已發行股份；	No 否
(l)	The vendor or a building contractor for the phase is a corporation, and such an authorized person, or such an associate, is an employee, director or secretary of that vendor or contractor or of a holding company of that vendor; 賣方或該期數的承建商屬法團，而上述認可人士或上述有聯繫人士屬該賣方、承建商或該賣方的控權公司的僱員、董事或秘書；	No 否
(m)	The vendor or a building contractor for the phase is a partnership, and such an authorized person, or such an associate, is an employee of that vendor or contractor; 賣方或該期數的承建商屬合夥，而上述認可人士或上述有聯繫人士屬該賣方或承建商的僱員；	Not Applicable 不適用
(n)	The vendor, a holding company of the vendor, or a building contractor for the phase, is a private company, and a proprietor of a firm of solicitors acting for the owner in relation to the sale of residential properties in the phase holds at least 10% of the issued shares in that vendor, holding company or contractor; 賣方、賣方的控權公司或該期數的承建商屬私人公司，而就該期數中的住宅物業的出售而代表擁有人行事的律師事務所的經營人持有該賣方、控權公司或承建商最少10%的已發行股份；	No 否
(o)	The vendor, a holding company of the vendor, or a building contractor for the phase, is a listed company, and a proprietor of such a firm of solicitors holds at least 1% of the issued shares in that vendor, holding company or contractor; 賣方、賣方的控權公司或該期數的承建商屬上市公司，而上述律師事務所的經營人持有該賣方、控權公司或承建商最少1%的已發行股份；	No 否
(p)	The vendor or a building contractor for the phase is a corporation, and a proprietor of such a firm of solicitors is an employee, director or secretary of that vendor or contractor or of a holding company of that vendor; 賣方或該期數的承建商屬法團，而上述律師事務所的經營人屬該賣方或承建商或該賣方的控權公司的僱員、董事或秘書；	No 否
(q)	The vendor or a building contractor for the phase is a partnership, and a proprietor of such a firm of solicitors is an employee of that vendor or contractor; 賣方或該期數的承建商屬合夥，而上述律師事務所的經營人屬該賣方或承建商的僱員；	Not Applicable 不適用
(r)	The vendor or a building contractor for the phase is a corporation, and the corporation of which an authorized person for the phase is a director or employee in his or her professional capacity is an associate corporation of that vendor or contractor or of a holding company of that vendor; 賣方或該期數的承建商屬法團，而該期數的認可人士以其專業身份擔任董事或僱員的法團為該賣方或承建商或該賣方的控權公司的有聯繫法團；	No 否
(s)	The vendor or a building contractor for the phase is a corporation, and that contractor is an associate corporation of that vendor or of a holding company of that vendor. 賣方或該期數的承建商屬法團，而該承建商屬該賣方或該賣方的控權公司的有聯繫法團。	No 否

There are non-structural prefabricated external walls forming part of the enclosing walls of the Phase.

期數有構成圍封牆的一部分的非結構的預製外牆。

The thickness of the non-structural prefabricated external walls of each block is 150mm.

每幢建築物的非結構的預製外牆的厚度為150毫米。

There are no curtain wall forming part of the enclosing walls of the Phase.

期數沒有構成圍封牆一部分的幕牆。

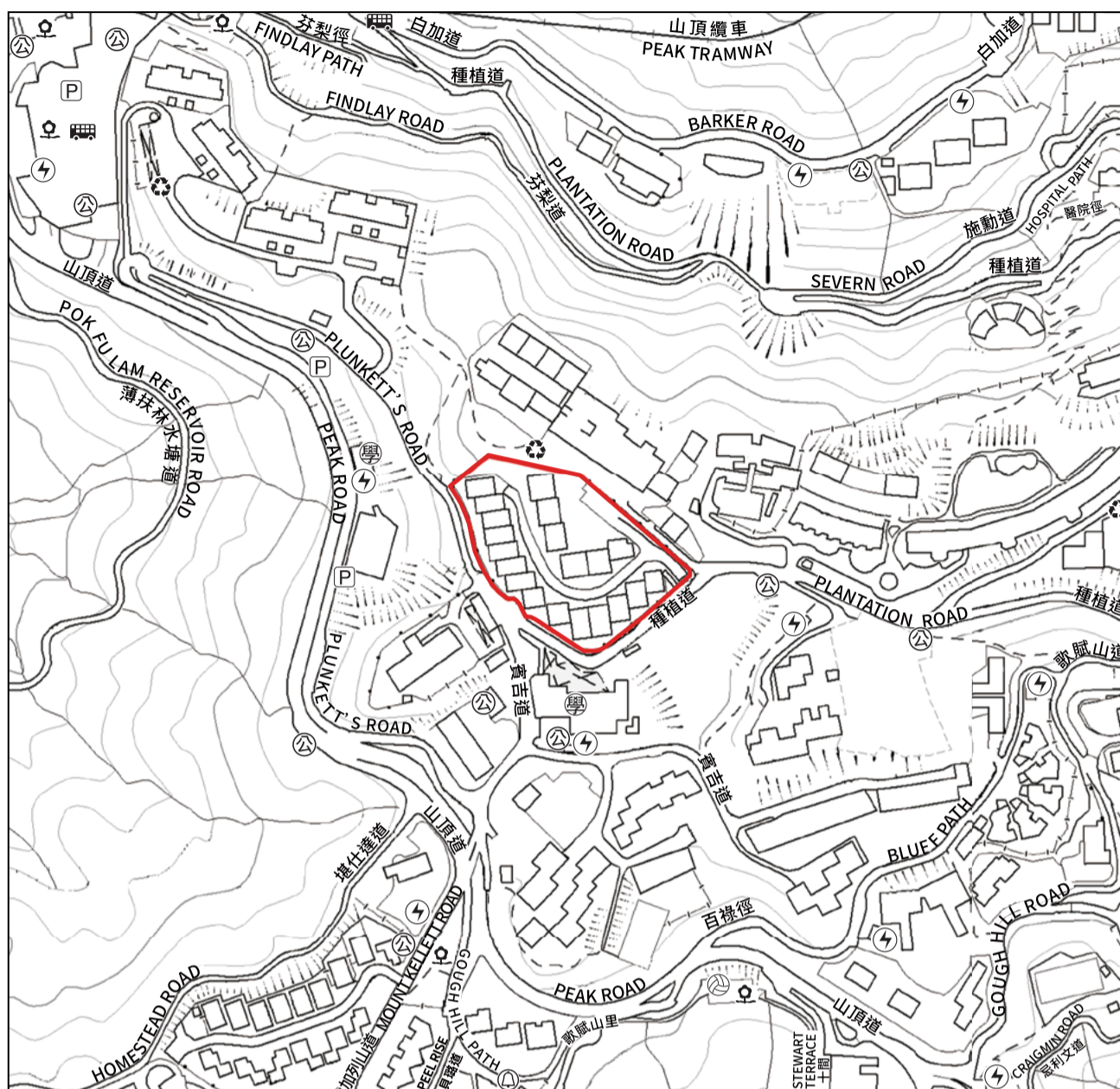
Schedule of Total Areas of the Non-structural Prefabricated External Walls of Each Residential Property:

每個住宅物業的非結構的預製外牆的總面積表：


House Number 洋房編號	Total area of the non-structural prefabricated external walls of each residential property (sq.m.) 每個住宅物業的非結構的預製外牆的總面積 (平方米)
Plantation Boulevard House 1 Plantation Boulevard 1號洋房	8.465
Plantation Boulevard House 2 Plantation Boulevard 2號洋房	9.384
Plantation Boulevard House 3 Plantation Boulevard 3號洋房	9.384
Plantation Boulevard House 5 Plantation Boulevard 5號洋房	9.384
Plantation Boulevard House 6 Plantation Boulevard 6號洋房	10.062
Plantation Boulevard House 7 Plantation Boulevard 7號洋房	10.410
Plantation Boulevard House 8 Plantation Boulevard 8號洋房	9.834
Plantation Boulevard House 9 Plantation Boulevard 9號洋房	2.724

Harriman Property Management Limited is appointed as the Manager of the Phase under the deed of mutual covenant that has been executed.

根據已簽立的公契，獲委任為該期數的管理人為夏利文物業管理有限公司。












 Location of the Development
發展項目的位置

SCALE 0M(米) 250M(米)
比例 

The location plan is prepared by the Vendor with reference to Survey Sheet No. T11-SW-C dated 9 April 2026 and T11-SW-D dated 9 April 2026 from Survey and Mapping Office of the Lands Department, with adjustment where necessary.

此所在位置圖是由賣方參考了地政總署測繪處於2026年4月9日出版之測繪圖 (編號T11-SW-C)及2026年4月9日出版之測繪圖 (編號T11-SW-D) 所擬備，並經修正處理。

NOTATION 圖例


- | | | | |
|---|---|---|---|
|  | Power Plant (including electricity sub-stations)
發電廠 (包括電力分站) |  | Public utility installation
公用事業設施裝置 |
|  | Fire Station
消防局 |  | School (including a kindergarten)
學校 (包括幼稚園) |
|  | Refuse collection point
垃圾收集站 |  | Sports facilities (including a sports ground and a swimming pool)
體育設施 (包括運動場及游泳池) |
|  | Public carpark (including a lorry park)
公眾停車場 (包括貨車停泊處) |  | Public park
公園 |
|  | Public transport terminal (including a rail station)
公共交通總站 (包括鐵路車站) | | |

Notes :

- The Vendor advises prospective purchasers to conduct an on-site visit for a better understanding of the development site, its surrounding environment and the public facilities nearby.
- The location plan may show more than the area required under the Residential Properties (First-hand Sales) Ordinance due to the technical reason that the boundary of the Development is irregular.
- The map is provided by the Hong Kong GeoData Store and intellectual property rights are owned by the Government of the HKSAR.

附註：

- 賣方建議準買方到該發展地盤作實地考察，以對該發展地盤、其周邊地區環境及附近的公共設施有較佳了解。
- 由於發展項目的邊界不規則的技術原因，所在位置圖可能顯示多於《一手住宅物業銷售條例》所要求顯示的範圍。
- 地圖由香港地理數據站提供，香港特別行政區政府為知識產權擁有人。



This blank area falls
outside the coverage
of the relevant aerial
photograph

有關鳥瞰照片並不
覆蓋本空白範圍

● Location of the Phase
期數的位置

Extract from the aerial photograph taken by the Survey and Mapping Office of the Lands Department at a flying height of 6,900 feet, photo No.E256283C, dated 22 March 2025.


摘錄自地政總署測繪處於2025年3月22日在6,900呎飛行高度拍攝之鳥瞰照片，編號為E256283C。

Notes :

1. The Aerial Photo is provided by the Hong Kong GeoData Store and intellectual property rights are owned by the Government of the HKSAR.
2. Survey and Mapping Office, Lands Department, The Government of HKSAR © copyright reserved - reproduction by permission only.
3. The Vendor advises prospective purchasers to conduct an on-site visit for a better understanding of the development site, its surrounding environment and the public facilities nearby.
4. The aerial photograph may show more than the area required under the Residential Properties (First-hand Sales) Ordinance due to the technical reason that the boundary of the Phase is irregular.

附註：

1. 航空照片由香港地理數據站提供，香港特別行政區政府為知識產權擁有人。
2. 香港特別行政區地政總署測繪處©版權所有，未經許可，不得複製。
3. 賣方建議買方到該發展地盤作實地考察，以獲取對該發展地盤以及周圍地區的公共設施及環境較佳的了解。
4. 由於期數的邊界不規則的技術原因，鳥瞰照片可能顯示多於《一手住宅物業銷售條例》所要求顯示的範圍。



This blank area falls
outside the coverage
of the relevant aerial
photograph
有關鳥瞰照片並不
覆蓋本空白範圍

● Location of the Phase
期數的位置

Extract from the aerial photograph taken by the Survey and Mapping Office of the Lands Department at a flying height of 6,900 feet, photo No.E256282C, dated 22 March 2025.


摘錄自地政總署測繪處於2025年3月22日在6,900呎飛行高度拍攝之鳥瞰照片，編號為E256282C。

Notes :

1. The Aerial Photo is provided by the Hong Kong GeoData Store and intellectual property rights are owned by the Government of the HKSAR.
2. Survey and Mapping Office, Lands Department, The Government of HKSAR © copyright reserved - reproduction by permission only.
3. The Vendor advises prospective purchasers to conduct an on-site visit for a better understanding of the development site, its surrounding environment and the public facilities nearby.
4. The aerial photograph may show more than the area required under the Residential Properties (First-hand Sales) Ordinance due to the technical reason that the boundary of the Phase is irregular.

附註：

1. 航空照片由香港地理數據站提供，香港特別行政區政府為知識產權擁有人。
2. 香港特別行政區地政總署測繪處©版權所有，未經許可，不得複製。
3. 賣方建議買方到該發展地盤作實地考察，以獲取對該發展地盤以及周圍地區的公共設施及環境較佳的了解。
4. 由於期數的邊界不規則的技術原因，鳥瞰照片可能顯示多於《一手住宅物業銷售條例》所要求顯示的範圍。



This blank area falls outside
the coverage of the relevant
aerial photograph
有關鳥瞰照片並不覆蓋本
空白範圍

● Location of the Phase
期數的位置

Extract from the aerial photograph taken by the Survey and Mapping Office of the Lands Department at a flying height of 6,900 feet, photo No.E254994C, dated 22 March 2025.

摘錄自地政總署測繪處於2025年3月22日在6,900呎飛行高度拍攝之鳥瞰照片，編號為E254994C。

Notes :

1. The Aerial Photo is provided by the Hong Kong GeoData Store and intellectual property rights are owned by the Government of the HKSAR.
2. Survey and Mapping Office, Lands Department, The Government of HKSAR © copyright reserved - reproduction by permission only.
3. The Vendor advises prospective purchasers to conduct an on-site visit for a better understanding of the development site, its surrounding environment and the public facilities nearby.
4. The aerial photograph may show more than the area required under the Residential Properties (First-hand Sales) Ordinance due to the technical reason that the boundary of the Phase is irregular.

附註：

1. 航空照片由香港地理數據站提供，香港特別行政區政府為知識產權擁有人。
2. 香港特別行政區地政總署測繪處©版權所有，未經許可，不得複製。
3. 賣方建議買方到該發展地盤作實地考察，以獲取對該發展地盤以及周圍地區的公共設施及環境較佳的了解。
4. 由於期數的邊界不規則的技術原因，鳥瞰照片可能顯示多於《一手住宅物業銷售條例》所要求顯示的範圍。



This blank area falls outside
the coverage of the relevant
aerial photograph
有關鳥瞰照片並不覆蓋本
空白範圍

● Location of the Phase
期數的位置

Extract from the aerial photograph taken by the Survey and Mapping Office of the Lands Department at a flying height of 6,900 feet, photo No.E254996C, dated 22 March 2025.

摘錄自地政總署測繪處於2025年3月22日在6,900呎飛行高度拍攝之鳥瞰照片，編號為E254996C。

Notes :

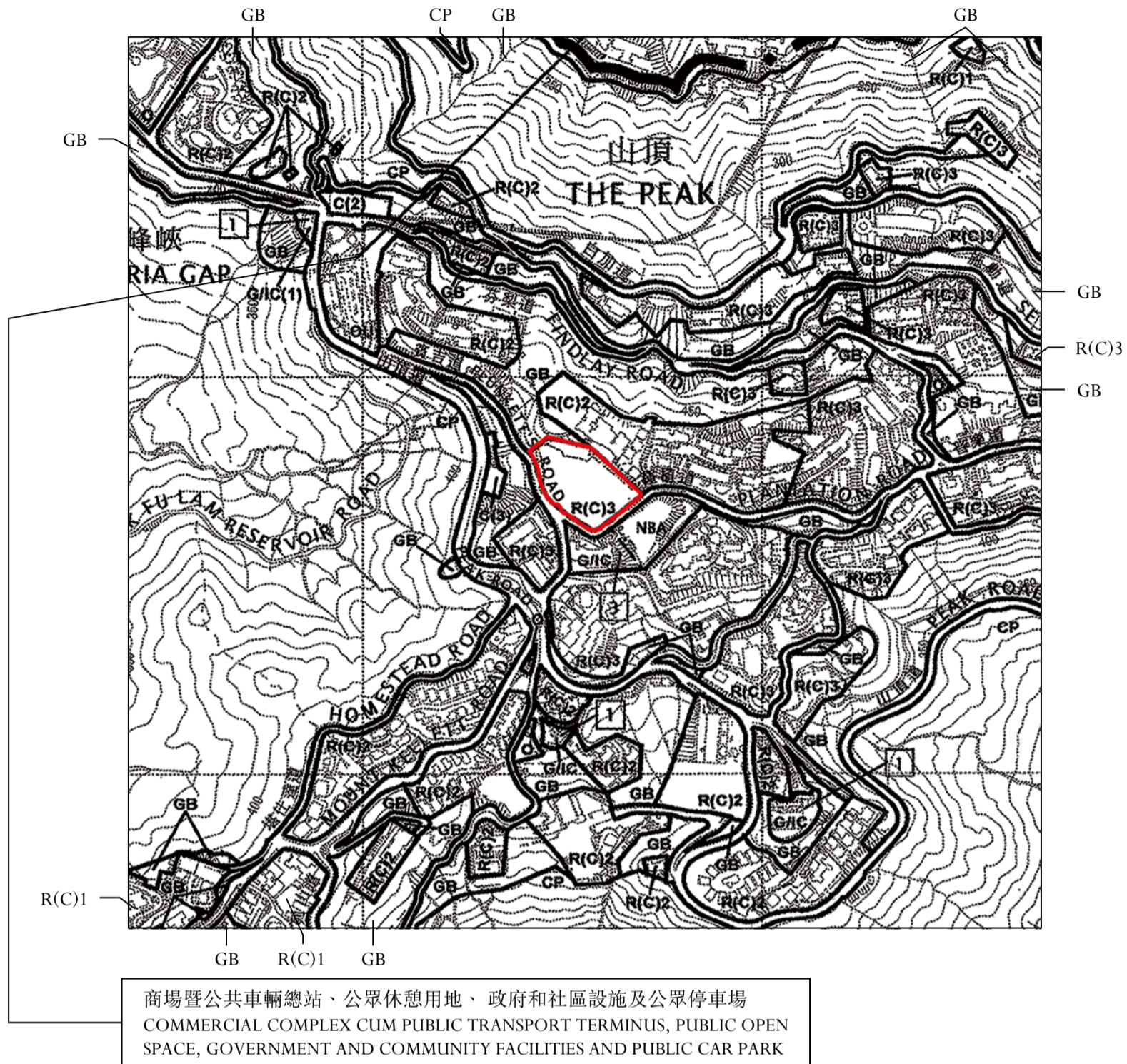
1. The Aerial Photo is provided by the Hong Kong GeoData Store and intellectual property rights are owned by the Government of the HKSAR.
2. Survey and Mapping Office, Lands Department, The Government of HKSAR © copyright reserved - reproduction by permission only.
3. The Vendor advises prospective purchasers to conduct an on-site visit for a better understanding of the development site, its surrounding environment and the public facilities nearby.
4. The aerial photograph may show more than the area required under the Residential Properties (First-hand Sales) Ordinance due to the technical reason that the boundary of the Phase is irregular.

附註：

1. 航空照片由香港地理數據站提供，香港特別行政區政府為知識產權擁有人。
2. 香港特別行政區地政總署測繪處©版權所有，未經許可，不得複製。
3. 賣方建議買方到該發展地盤作實地考察，以獲取對該發展地盤以及周圍地區的公共設施及環境較佳的了解。
4. 由於期數的邊界不規則的技術原因，鳥瞰照片可能顯示多於《一手住宅物業銷售條例》所要求顯示的範圍。

This page left blank intentionally
本頁故意留白

A blank page is added
新增空白頁



Boundary of the Development
 發展項目的邊界

SCALE 0M(米)

500M(米)

比例



Extract from the approved The Peak Area Outline Zoning Plan No. S/H14/13, gazetted on 6 April 2018, with adjustment where necessary.

摘錄自於2018年4月6日憲報公布之山頂區分區計劃大綱核准圖，編號為S/H14/13，並經修正處理。

NOTATION 圖例

ZONES 地帶

Commercial 商業	C
Residential (Group C) 住宅 (丙類)	R(C)
Government, Institution or Community 政府、機構或社區	G/IC
Open Space 休憩用地	O
Other Specified Uses 其他指定用途	OU
Green Belt 綠化地帶	GB
Country Park 郊野公園	CP

MISCELLANEOUS 其他

Boundary of Planning Scheme 規劃範圍界線	
Boundary of Country Park 郊野公園界線	
Building Height Control Zone Boundary 建築物高度管制區界線	
Maximum Building Height (in number of storeys) 最高建築物高度 (樓層數目)	2
Non-building Area 非建築用地	NBA

COMMUNICATIONS 交通

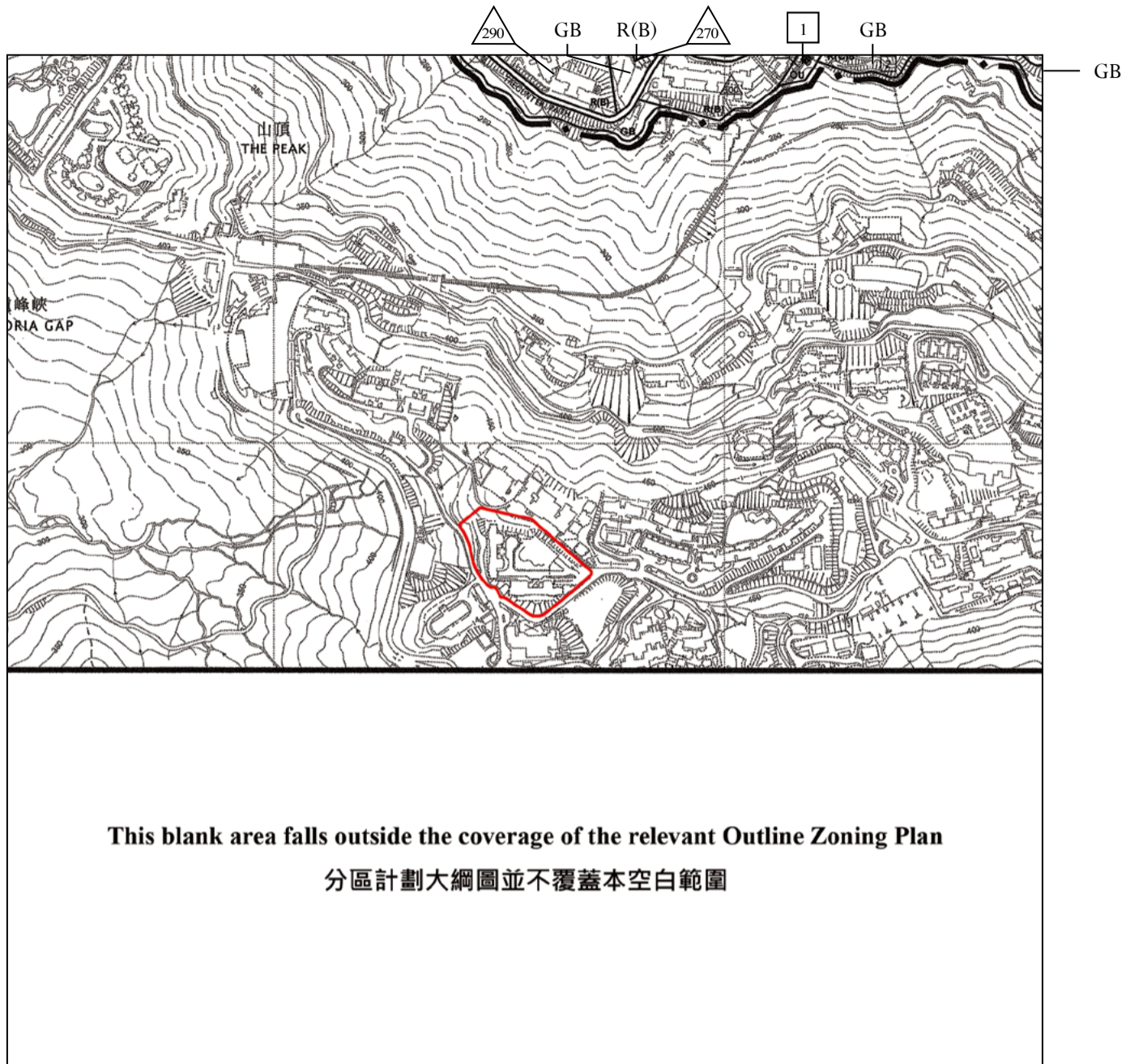
Major Road and Junction 主要道路及路口

Notes :

- The map, prepared by the Planning Department under the direction of the Town Planning Board, is reproduced with permission of the Director of Lands © Government of Hong Kong SAR.
- The Vendor advises prospective purchasers to conduct an on-site visit for a better understanding of the development site, its surrounding environment and the public facilities nearby.
- The outline zoning plan may show more than the area required under the Residential Properties (First-hand Sales) Ordinance due to the technical reason that the boundary of the Development is irregular.

附註：

- 地圖為規劃署遵照城市規劃委員會指示擬備，版權屬香港特別行政區政府，經地政總署准許複印。
- 賣方建議買方到該發展地盤作實地考察，以獲取對該發展地盤以及周圍地區的公共設施及環境較佳的了解。
- 由於發展項目的邊界不規則的技術原因，分區計劃大綱圖可能顯示多於《一手住宅物業銷售條例》所要求顯示的範圍。



Boundary of the Development
 發展項目的邊界

SCALE 0M(米) 500M(米)
 比例

Extract from the approved Mid-levels West Outline Zoning Plan No. S/H11/15, gazetted on 19 March 2010, with adjustment where necessary.

摘錄自於2010年3月19日憲報公布之半山區西部分區計劃大綱核准圖，編號為S/H11/15，並經修正處理。

NOTATION 圖例

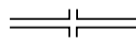
ZONES 地帶

- Residential (Group B) 住宅 (乙類)
- Other Specified Uses 其他指定用途
- Green Belt 綠化地帶

- R(B)
- OU
- GB

COMMUNICATIONS 交通

- Major Road and Junction 主要道路及路口



MISCELLANEOUS 其他

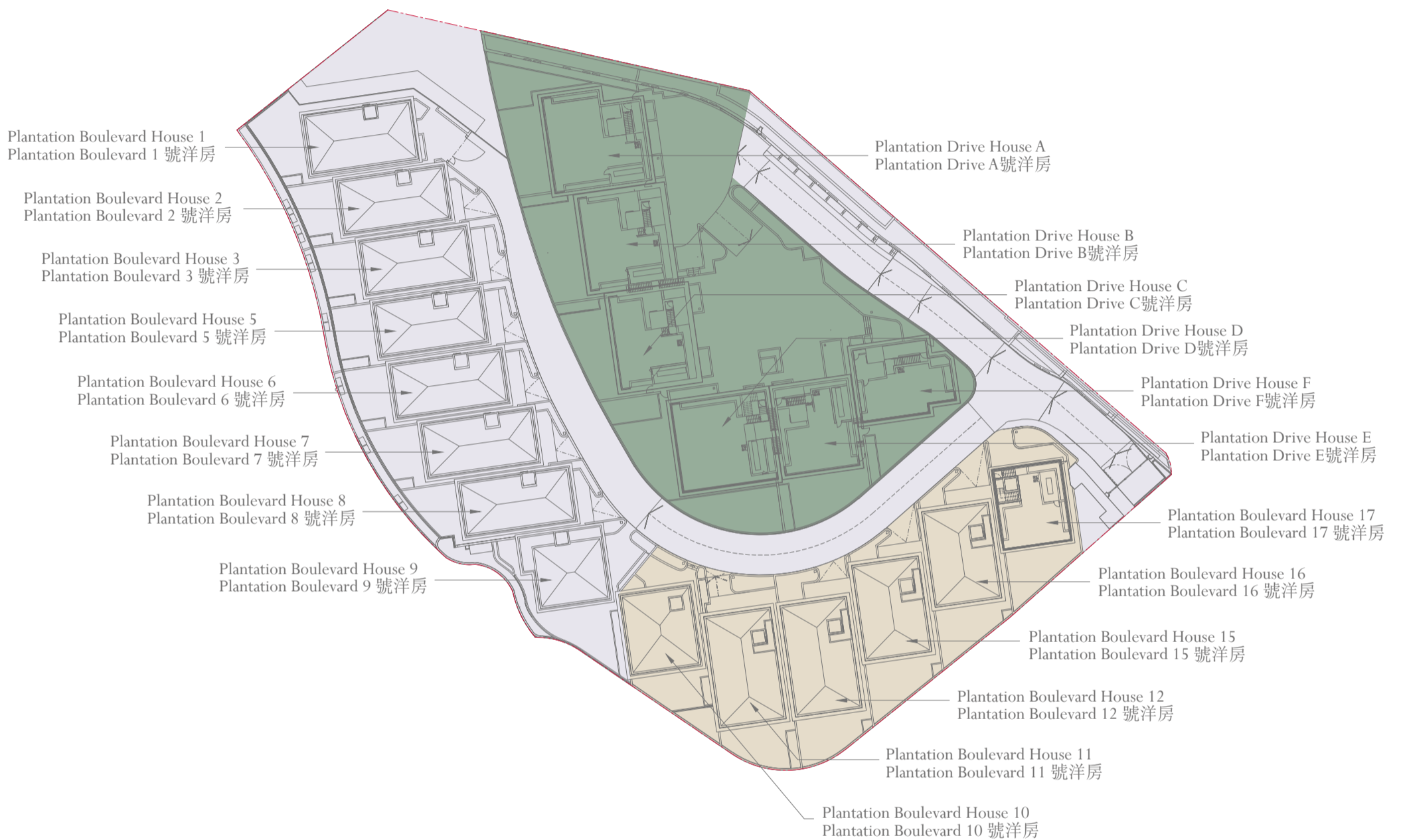
- Boundary of Planning Scheme 規劃範圍界線
- Building Height Control Zone Boundary 建築物高度管制區界線
- Maximum Building Height (In Metres Above Principal Datum) 最高建築物高度 (在主水平基準上若干米)
- Maximum Building Height (in number of storeys) 最高建築物高度 (樓層數目)

Notes :

1. The map, prepared by the Planning Department under the direction of the Town Planning Board, is reproduced with permission of the Director of Lands © Government of Hong Kong SAR.
2. The Vendor advises prospective purchasers to conduct an on-site visit for a better understanding of the development site, its surrounding environment and the public facilities nearby.
3. The outline zoning plan may show more than the area required under the Residential Properties (First-hand Sales) Ordinance due to the technical reason that the boundary of the Development is irregular.

附註 :

1. 地圖為規劃署遵照城市規劃委員會指示擬備，版權屬香港特別行政區政府，經地政總署准許複印。
2. 賣方建議買方到該發展地盤作實地考察，以獲取對該發展地盤以及周圍地區的公共設施及環境較佳的了解。
3. 由於發展項目的邊界不規則的技術原因，分區計劃大綱圖可能顯示多於《一手住宅物業銷售條例》所要求顯示的範圍。



- BOUNDARY LINE OF DEVELOPMENT
發展項目的邊界線
- PHASE 1 OF THE DEVELOPMENT
發展項目的第一期
- PHASE 2 OF THE DEVELOPMENT
發展項目的第二期
- PHASE 3 OF THE DEVELOPMENT
發展項目的第三期

SCALE 0M(米) 15M(米) 30M(米)
比例

Notes:

This plan shows the layout of the Development from an aerial view only. The boundaries and areas of the phases on different floors could be different from those shown here.

備註：

本圖僅顯示從上空鳥瞰可見之發展項目佈局。各期數於不同樓層上的邊界和範圍可能與本圖所示者不同。

Legend of Terms and Abbreviations used on Floor Plans
平面圖中所使用名詞及簡稱之圖例

A/C Platform = Air-conditioning Platform	空調機平台
A/C Rm. = Air-conditioning Plant Room	空調機房
Balcony	露台
Bathroom 1/2/3	浴室 1/2/3
Bedroom 1/2/3	套房 1/2/3
Canopy	簷篷
Carpark	停車位
Closet 1/2/3	衣帽間 1/2/3
Corridor	走廊
Dining Room	飯廳
DN = Down	向下
Elect. = Electrical Room	電錶房
Elect. Duct = Electrical Duct	電線槽
Family Room	起居室
F.H. = Fire Hydrant	消防栓
Fill	回填
Flat Roof	平台
Foyer	前廳
F.S. Pump Rm. = Fire Services Pump Room	消防泵房
F.S. Fibre Glass Water Tank = Fire Services Fibre Glass Water Tank	消防玻璃纖維水缸
Garden	花園
Garden Deck	花園平台
G.M.C. = Gas Meter Cabinet	煤氣錶箱
Glass Balustrade	玻璃欄杆
Guest Closet	客人衣帽間
H.R. = Hose Reel	消防喉轆
Kitchen	廚房
Lift	升降機
Lift Hall	升降機大堂
Living Room	客廳
Lobby	大堂
Mass Concrete Fill	大體積混凝土填充
Master Bath 1/2 = Master Bathroom 1/2	主人浴室 1/2
Master Bedroom	主人寢室
Master Closet 1/2	主人衣帽間 1/2/3
P.D. = Pipe Duct	管槽
Pitch Roof	斜屋頂
Planter	花槽
Potable & Flushing Water Pump Rm. = Potable & Flushing Water Pump Room	食水和沖廁水泵房
Store	儲物室
Study	書房
UP	向上
Utility	工作間
W/C 1/2 = Water Closet 1/2	洗手間 1/2
W.M.C. = Water Meter Cabinet 1/2	水錶箱
Yard	庭院

Note applicable to this section:

Floor-to-floor height: refer to the height between the top surface of the structural slab of the floor and the top surface of the structural slab of its immediate upper floor.

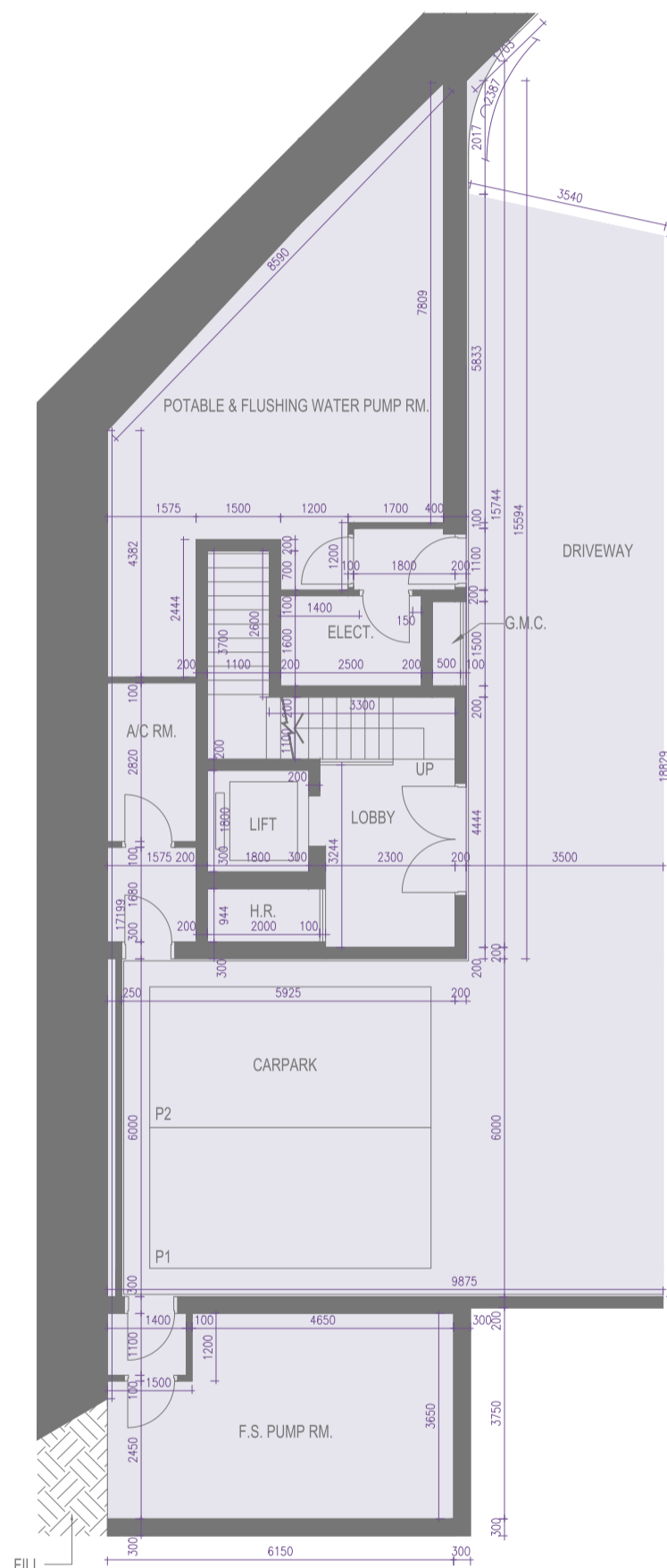
本節適用之備註：

層與層之間的高度：指該樓層之石屎地台面與上一層石屎地台面之高度距離。

Plantation Boulevard House 1 Plantation Boulevard 1 號洋房



Basement Floor Plan 地庫平面圖



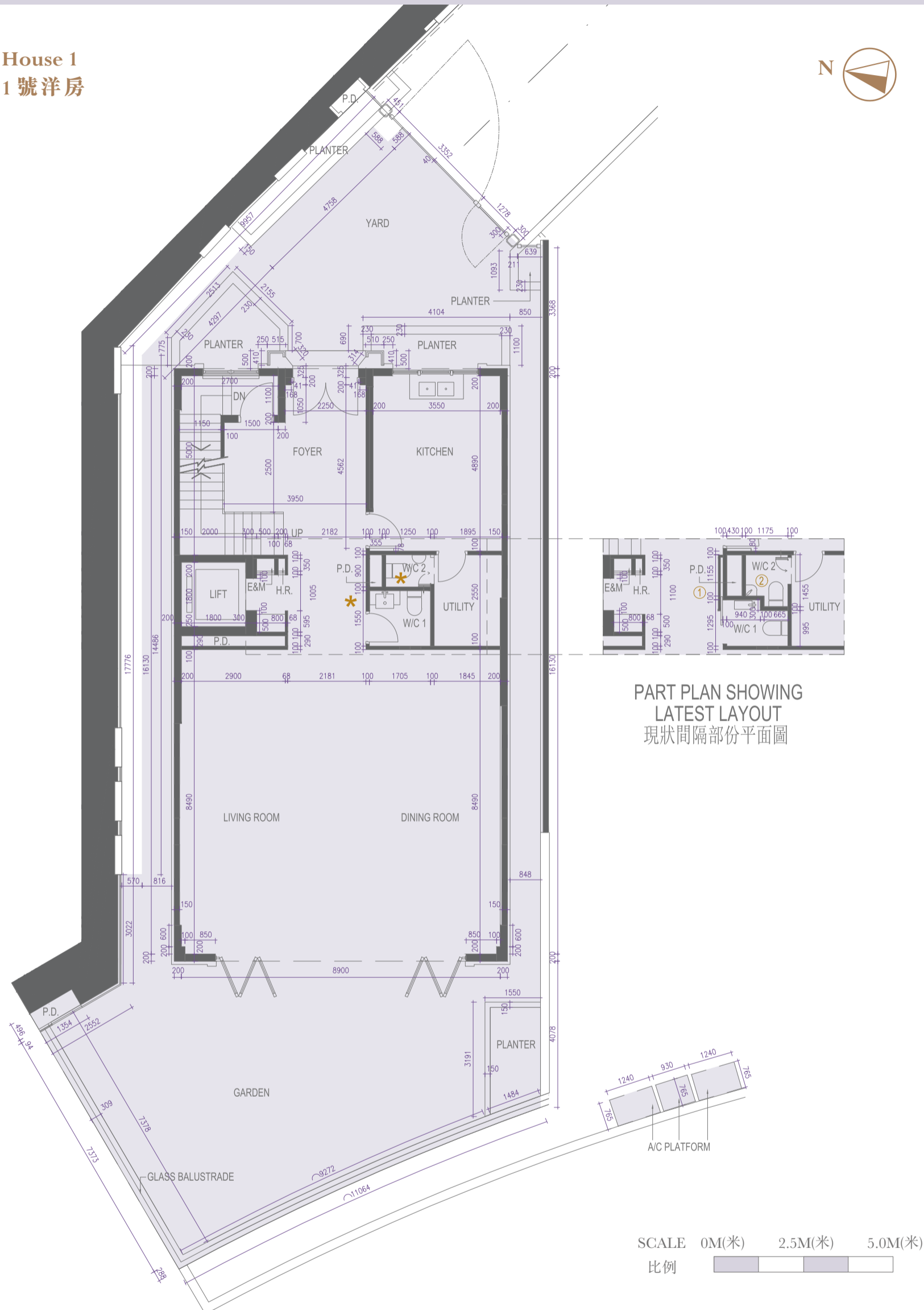
SCALE 0M(米) 2.5M(米) 5.0M(米)
比例

The internal areas of the residential properties on the upper floors will generally be slightly larger than those on the lower floors because of the reducing thickness of the structural walls on the upper floors (Not applicable).

Please refer to the first page of the section "Floor Plans of Residential Properties in the Phase" for legend of the terms and abbreviation shown on the floor plan above.

因住宅物業的較高樓層的結構牆的厚度遞減，較高樓層的內部面積，一般比較低樓層的內部面積稍大(不適用)。

以上平面圖中顯示之名詞及簡稱請參閱「期數的住宅物業的樓面平面圖」一節首頁。

Plantation Boulevard House 1
Plantation Boulevard 1 號洋房Ground Floor Plan
地下平面圖

The internal areas of the residential properties on the upper floors will generally be slightly larger than those on the lower floors because of the reducing thickness of the structural walls on the upper floors (Not applicable).

Please refer to the first page of the section "Floor Plans of Residential Properties in the Phase" for legend of the terms and abbreviation shown on the floor plan above.

*This part of House 1 has been altered by way of minor works or exempted building works under the Building Ordinance after completion of the development, the latest condition of which is shown on the relevant part plan. The alteration works are as follows:

1. Non-structural wall within lift hall on G/F has been amended. Swing door at W/C 1 has been changed to sliding door.
2. Partition walls between W/C 1, W/C 2 and P.D. on G/F have been amended. Positions of sanitary fittings and drainage works within W/C 1 and W/C 2 on G/F have been amended.

因住宅物業的較高樓層的結構牆的厚度遞減，較高樓層的內部面積，一般比較低樓層的內部面積稍大(不適用)。

以上平面圖中顯示之名詞及簡稱請參閱「期數的住宅物業的樓面平面圖」一節首頁。

*1號洋房此部份因在發展項目落成後進行小型工程或獲《建築物條例》豁免的工程而有所改動，現狀請參閱有關部份平面圖。該等改動如下：

1. 地下升降機大堂的非結構牆布局改動。洗手間1掩門更改為趟門。
2. 地下洗手間1，洗手間2與管槽之間的非結構牆布局改動。地下洗手間1與洗手間2的衛浴潔具及排水渠位置改動。

Plantation Boulevard House 1
Plantation Boulevard 1 號洋房First Floor Plan
一樓平面圖

SCALE 0M(米) 2.5M(米) 5.0M(米)
比例

The internal areas of the residential properties on the upper floors will generally be slightly larger than those on the lower floors because of the reducing thickness of the structural walls on the upper floors (Not applicable).

Please refer to the first page of the section "Floor Plans of Residential Properties in the Phase" for legend of the terms and abbreviation shown on the floor plan above.

*This part of House 1 has been altered by way of minor works or exempted building works under the Building Ordinance after completion of the development, the latest condition of which is shown on the relevant part plan. The alteration works are as follows::

1. Non-structural walls within P.D. and H.R. and Bedroom 3 on 1/F have been amended.
2. Sliding door of Bedroom 3 on 1/F has changed to swing door.
3. Non-structural walls and direction of swing doors of Bedroom 1 and Bedroom 2 on 1/F have been amended.

因住宅物業的較高樓層的結構牆的厚度遞減，較高樓層的內部面積，一般比較低樓層的內部面積稍大(不適用)。

以上平面圖中顯示之名詞及簡稱請參閱「期數的住宅物業的樓面平面圖」一節首頁。

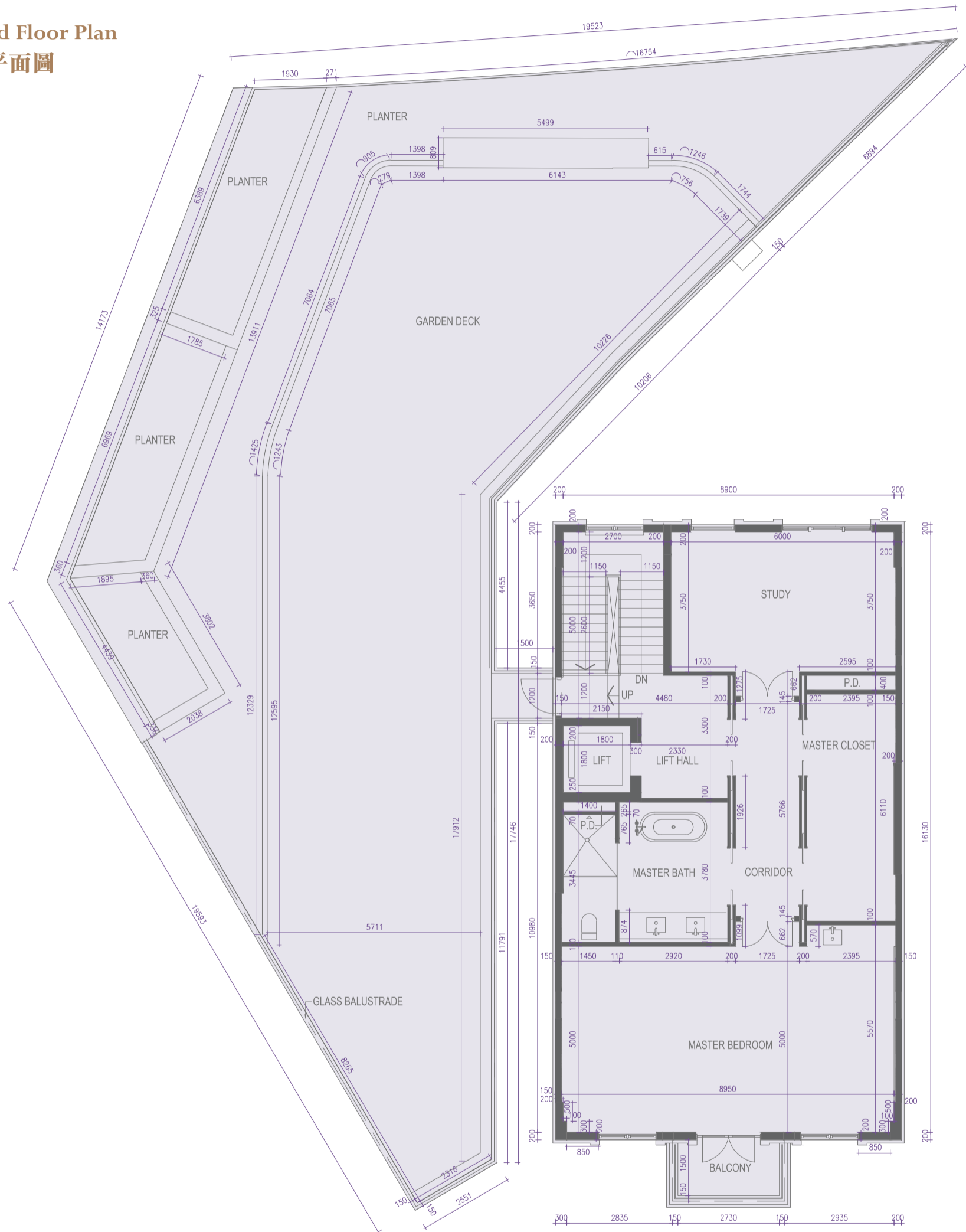
*1號洋房此部份因在發展項目落成後進行小型工程或獲《建築物條例》豁免的工程而有所改動，現狀請參閱有關部份平面圖。該等改動如下：

1. 一樓管槽與消防喉轆之間和套房3的非結構牆布局改動。
2. 一樓套房3的趟門更改為掩門。
3. 一樓走廊的非結構牆布局和掩門方向改動。

Plantation Boulevard House 1 Plantation Boulevard 1 號洋房



Second Floor Plan 二樓平面圖



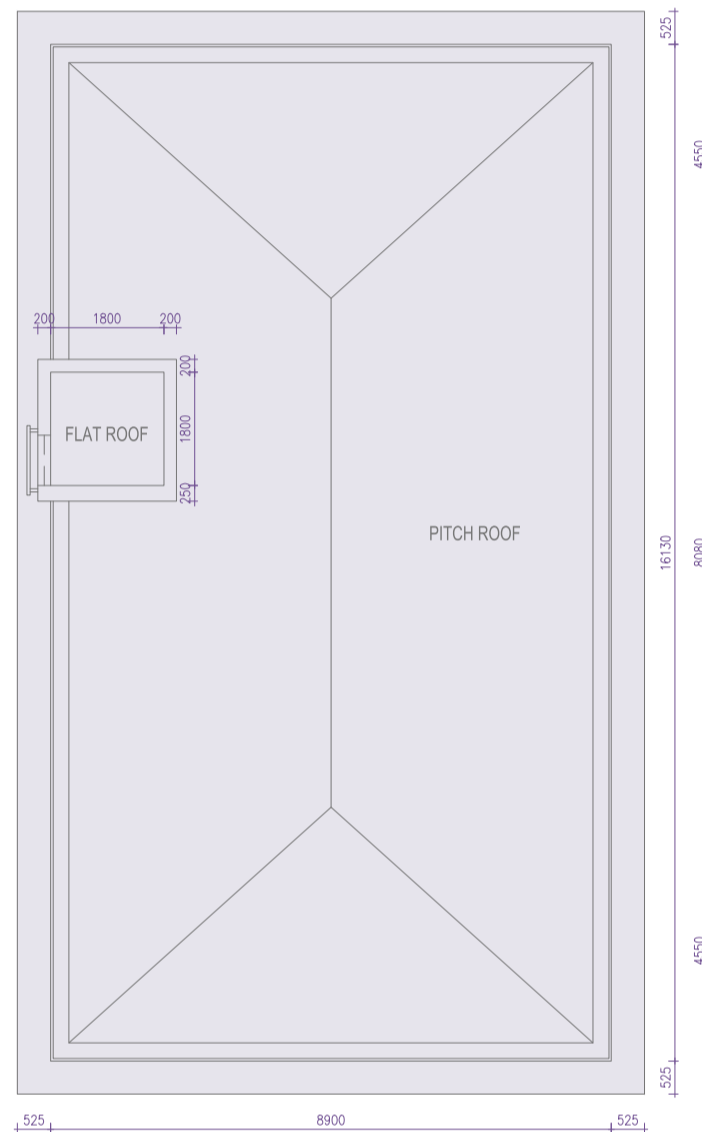
SCALE 0M(米) 2.5M(米) 5.0M(米)
比例

The internal areas of the residential properties on the upper floors will generally be slightly larger than those on the lower floors because of the reducing thickness of the structural walls on the upper floors (Not applicable).

Please refer to the first page of the section "Floor Plans of Residential Properties in the Phase" for legend of the terms and abbreviation shown on the floor plan above.

因住宅物業的較高樓層的結構牆的厚度遞減，較高樓層的內部面積，一般比較低樓層的內部面積稍大(不適用)。

以上平面圖中顯示之名詞及簡稱請參閱「期數的住宅物業的樓面平面圖」一節首頁。

Plantation Boulevard House 1
Plantation Boulevard 1 號洋房Roof Floor Plan
天台平面圖

SCALE 0M(米) 2.5M(米) 5.0M(米)
比例

The internal areas of the residential properties on the upper floors will generally be slightly larger than those on the lower floors because of the reducing thickness of the structural walls on the upper floors. (Not applicable)

Please refer to the first page of the section "Floor Plans of Residential Properties in the Phase" for legend of the terms and abbreviation shown on the floor plan above.

Notes :

- The dimensions in the floor plans are all structural dimensions in millimetre.

因住宅物業的較高樓層的結構牆的厚度遞減，較高樓層的內部面積，一般比較低樓層的內部面積稍大(不適用)。

以上平面圖中顯示之名詞及簡稱請參閱「期數的住宅物業的樓面平面圖」一節首頁。

備註：

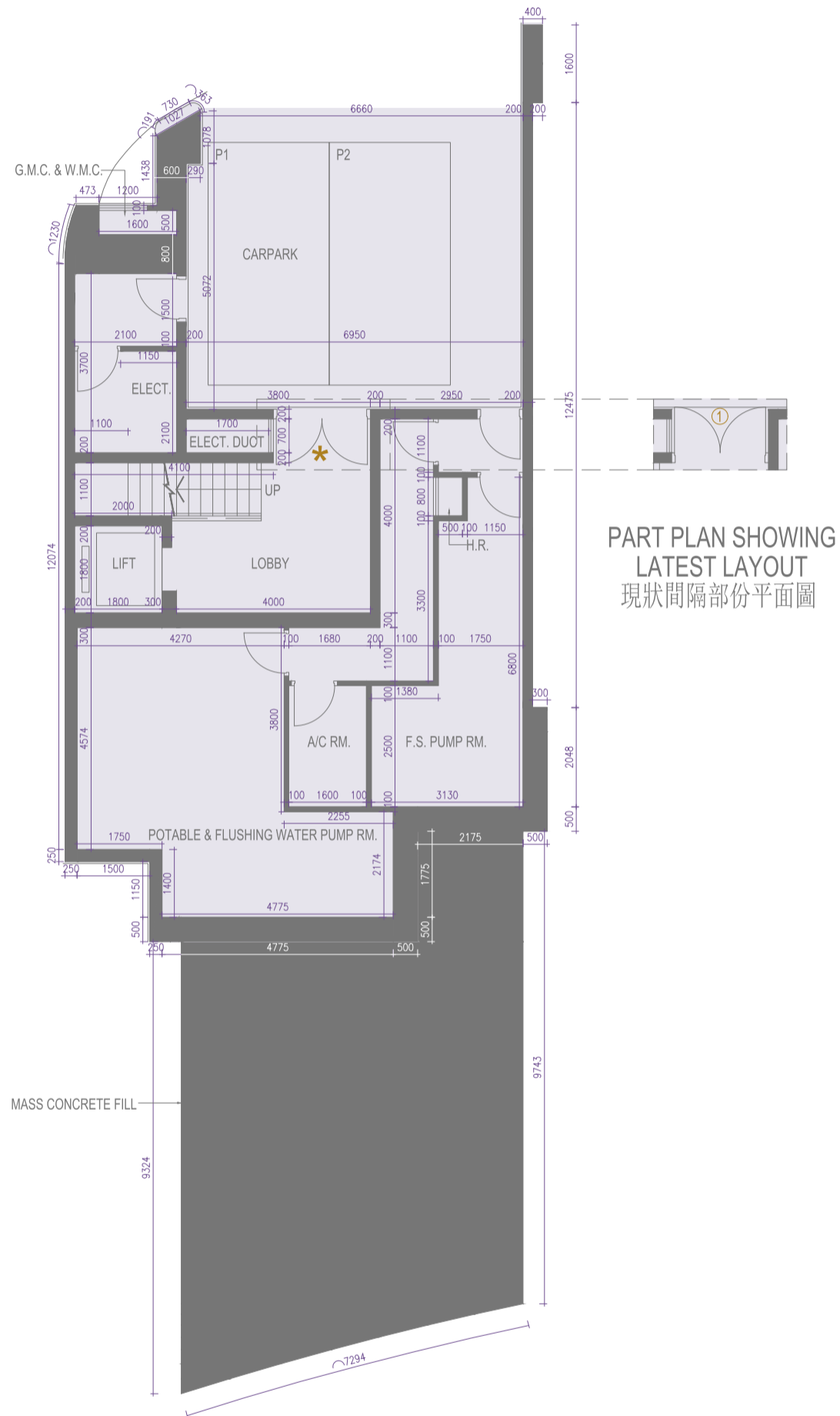
- 樓面平面圖所列之尺寸為以毫米標示之建築結構尺寸。

Plantation Boulevard House 1 Plantation Boulevard 1 號洋房	Basement Floor 地庫	Ground Floor 地下	First Floor 一樓	Second Floor 二樓	Roof Floor 天台
The floor-to-floor height of the residential property (mm) 住宅物業的層與層之間的高度(毫米)	4000, 4300	4200	3500	3325-4325	N/A
The thickness of the floor slabs (excluding plaster) of the residential property (mm) 住宅物業的樓板(不包括灰泥)的厚度(毫米)	300, 400, 1000	175, 200, 250, 325	150, 200, 250, 325	175, 200, 250, 325	N/A

Plantation Boulevard House 2 Plantation Boulevard 2 號洋房



Basement Floor Plan 地庫平面圖



PART PLAN SHOWING
LATEST LAYOUT
現狀間隔部份平面圖

SCALE 0M(米) 2.5M(米) 5.0M(米)
比例

The internal areas of the residential properties on the upper floors will generally be slightly larger than those on the lower floors because of the reducing thickness of the structural walls on the upper floors (Not applicable).

Please refer to the first page of the section "Floor Plans of Residential Properties in the Phase" for legend of the terms and abbreviation shown on the floor plan above.

*This part of House 2 has been altered by way of exempted building works under the Building Ordinance after completion of the development, the latest condition of which is shown on the relevant part plan. The alteration works are as follows:

1. Layout and direction of swing doors of Lobby on B/F have been amended.

因住宅物業的較高樓層的結構牆的厚度遞減，較高樓層的內部面積，一般比較低樓層的內部面積稍大(不適用)。

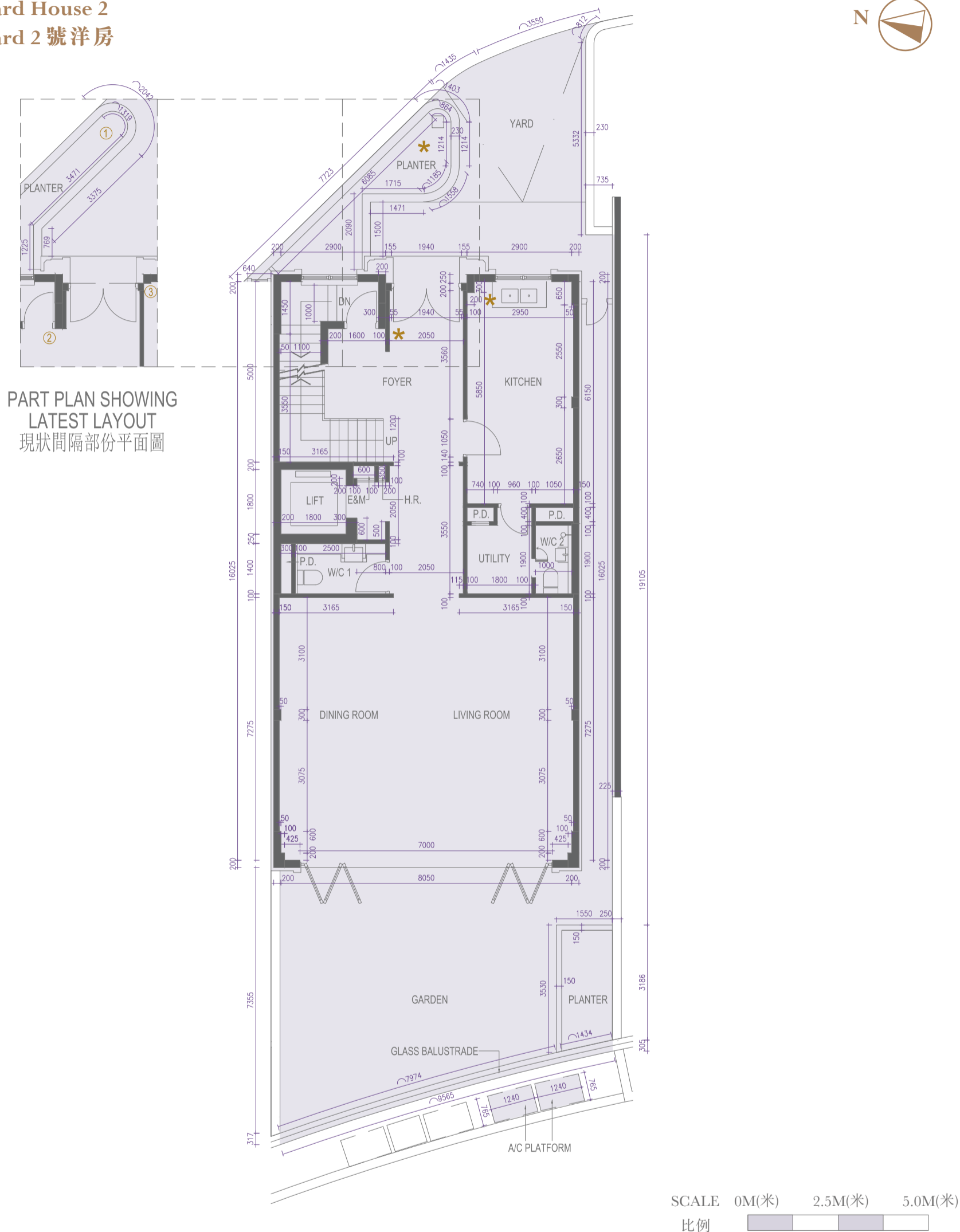
以上平面圖中顯示之名詞及簡稱請參閱「期數的住宅物業的樓面平面圖」一節首頁。

*2號洋房此部份因在發展項目落成後進行獲《建築物條例》豁免的工程而有所改動，現狀請參閱有關部份平面圖。該等改動如下：

1. 地庫大堂的掩門布局 and 方向改動。

Plantation Boulevard House 2 Plantation Boulevard 2 號洋房

Ground Floor Plan 地下平面圖



The internal areas of the residential properties on the upper floors will generally be slightly larger than those on the lower floors because of the reducing thickness of the structural walls on the upper floors (Not applicable).

Please refer to the first page of the section "Floor Plans of Residential Properties in the Phase" for legend of the terms and abbreviation shown on the floor plan above.

*This part of House 2 has been altered by way of exempted building works under the Building Ordinance after completion of the development, the latest condition of which is shown on the relevant part plan. The alteration works are as follow:

1. G/F Yard planter has been amended.
2. Non-structural wall within Foyer on G/F has been removed.
3. Non-structural wall within Kitchen on G/F has been removed.

因住宅物業的較高樓層的結構牆的厚度遞減，較高樓層的內部面積，一般比較低樓層的內部面積稍大(不適用)。

以上平面圖中顯示之名詞及簡稱請參閱「期數的住宅物業的樓面平面圖」一節首頁。

*2號洋房此部份因在發展項目落成後進行獲《建築物條例》豁免的工程而有所改動，現狀請參閱有關部份平面圖。該等改動如下：

1. 地下庭院花槽布局改動。
2. 地下前廳的非結構牆已移除。
3. 地下廚房的非結構牆已移除。

Plantation Boulevard House 2
Plantation Boulevard 2 號洋房First Floor Plan
一樓平面圖

SCALE 0M(米) 2.5M(米) 5.0M(米)
比例

The internal areas of the residential properties on the upper floors will generally be slightly larger than those on the lower floors because of the reducing thickness of the structural walls on the upper floors (Not applicable).

Please refer to the first page of the section "Floor Plans of Residential Properties in the Phase" for legend of the terms and abbreviation shown on the floor plan above.

*This part of House 2 has been altered by way of Alterations and Additions works or minor works under the Building Ordinance after completion of the development, the latest condition of which is shown on the relevant part plan. The alteration works are as follow:

1. Structural wall of Lift on 1/F has been amended.
2. Non-structural wall and location of swing doors of Corridor on 1/F have been amended.

因住宅物業的較高樓層的結構牆的厚度遞減，較高樓層的內部面積，一般比較低樓層的內部面積稍大(不適用)。

以上平面圖中顯示之名詞及簡稱請參閱「期數的住宅物業的樓面平面圖」一節首頁。

*2號洋房此部份因在發展項目落成後進行根據《建築物條例》加建改動的工程或小型工程而有所改動，現狀請參閱有關部份平面圖。該等改動如下：

1. 一樓升降機的結構牆改動。
2. 一樓走廊的非結構牆和掩門位置改動。

Plantation Boulevard House 2
Plantation Boulevard 2 號洋房Second Floor Plan
二樓平面圖

SCALE 0M(米) 2.5M(米) 5.0M(米)
比例

The internal areas of the residential properties on the upper floors will generally be slightly larger than those on the lower floors because of the reducing thickness of the structural walls on the upper floors (Not applicable).

Please refer to the first page of the section "Floor Plans of Residential Properties in the Phase" for legend of the terms and abbreviation shown on the floor plan above.

*This part of House 2 has been altered by way of Alterations and Additions works or exempted building works under the Building Ordinance after completion of the development, the latest condition of which is shown on the relevant part plan. The alteration works are as follow:

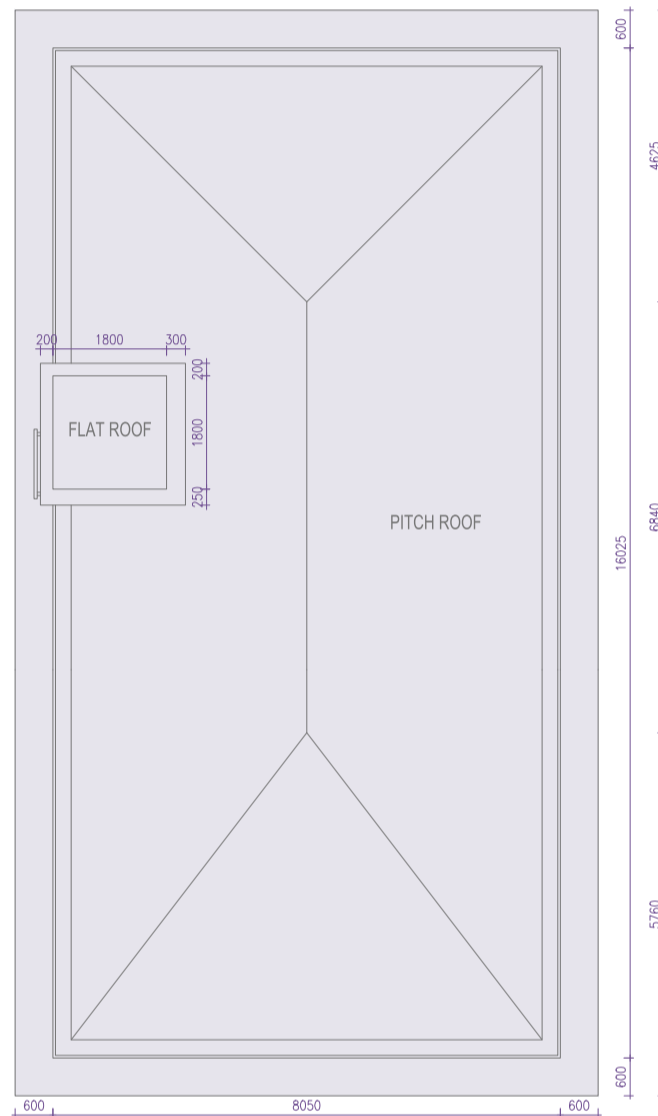
1. Structural wall of Lift on 2/F has been amended.
2. The partition wall of master closet 1 on 2/F has been removed and non-structural wall extended to 2450mm.
3. Sliding door at Lift Hall on 2/F has been changed to swing door.
4. Location of swing doors of Master Closet 1 on 2/F has been altered.

因住宅物業的較高樓層的結構牆的厚度遞減，較高樓層的內部面積，一般比較低樓層的內部面積稍大(不適用)。

以上平面圖中顯示之名詞及簡稱請參閱「期數的住宅物業的樓面平面圖」一節首頁。

*2號洋房此部份因在發展項目落成後進行根據《建築物條例》加建改動的工程或獲《建築物條例》豁免的工程而有所改動，現狀請參閱有關部份平面圖。該等改動如下：

1. 二樓升降機的結構牆改動。
2. 二樓主人衣帽間1的間隔牆已移除和非結構牆延長至2450毫米。
3. 二樓升降機大堂的趟門更改為掩門。
4. 二樓主人衣帽間1的掩門位置改動。

Plantation Boulevard House 2
Plantation Boulevard 2 號洋房Roof Floor Plan
天台平面圖

SCALE 0M(米) 2.5M(米) 5.0M(米)
比例

The internal areas of the residential properties on the upper floors will generally be slightly larger than those on the lower floors because of the reducing thickness of the structural walls on the upper floors. (Not applicable)

Please refer to the first page of the section "Floor Plans of Residential Properties in the Phase" for legend of the terms and abbreviation shown on the floor plan above.

Notes :

- The dimensions in the floor plans are all structural dimensions in millimetre.

因住宅物業的較高樓層的結構牆的厚度遞減，較高樓層的內部面積，一般比較低樓層的內部面積稍大（不適用）。

以上平面圖中顯示之名詞及簡稱請參閱「期數的住宅物業的樓面平面圖」一節首頁。

備註：

- 樓面平面圖所列之尺寸為以毫米標示之建築結構尺寸。

Plantation Boulevard House 2 Plantation Boulevard 2 號洋房	Basement Floor 地庫	Ground Floor 地下	First Floor 一樓	Second Floor 二樓	Roof Floor 天台
The floor-to-floor height of the residential property (mm) 住宅物業的層與層之間的高度 (毫米)	4000, 4300	4200	3500	3325-4325	N/A
The thickness of the floor slabs (excluding plaster) of the residential property (mm) 住宅物業的樓板(不包括灰泥)的厚度 (毫米)	300, 400, 1000	175, 200, 250, 325	150, 175, 200, 250, 325	175, 200, 250, 325	N/A

Plantation Boulevard House 3 Plantation Boulevard 3 號洋房



Basement Floor Plan 地庫平面圖



The internal areas of the residential properties on the upper floors will generally be slightly larger than those on the lower floors because of the reducing thickness of the structural walls on the upper floors (Not applicable).

Please refer to the first page of the section "Floor Plans of Residential Properties in the Phase" for legend of the terms and abbreviation shown on the floor plan above.

*This part of House 3 has been altered by way of exempted building works under the Building Ordinance after completion of the development, the latest condition of which is shown on the relevant part plan. The alteration works are as follows:

1. Layout and direction of swing doors of Lobby on B/F have been amended.

因住宅物業的較高樓層的結構牆的厚度遞減，較高樓層的內部面積，一般比較低樓層的內部面積稍大(不適用)。

以上平面圖中顯示之名詞及簡稱請參閱「期數的住宅物業的樓面平面圖」一節首頁。

*3號洋房此部份因在發展項目落成後進行獲《建築物條例》豁免的工程而有所改動，現狀請參閱有關部份平面圖。該等改動如下：

1. 地庫大堂的掩門布局和方向改動。

Plantation Boulevard House 3 Plantation Boulevard 3 號洋房



Ground Floor Plan 地下平面圖



The internal areas of the residential properties on the upper floors will generally be slightly larger than those on the lower floors because of the reducing thickness of the structural walls on the upper floors (Not applicable).

Please refer to the first page of the section "Floor Plans of Residential Properties in the Phase" for legend of the terms and abbreviation shown on the floor plan above.

*This part of House 3 has been altered by way of exempted building works under the Building Ordinance after completion of the development, the latest condition of which is shown on the relevant part plan. The alteration works are as follow:

1. G/FYard planter has been amended.
2. Non-structural wall within Foyer on G/F has been removed.
3. Non-structural wall within Kitchen on G/F has been removed.

因住宅物業的較高樓層的結構牆的厚度遞減，較高樓層的內部面積，一般比較低樓層的內部面積稍大(不適用)。

以上平面圖中顯示之名詞及簡稱請參閱「期數的住宅物業的樓面平面圖」一節首頁。

*3號洋房此部份因在發展項目落成後進行獲《建築物條例》豁免的工程而有所改動，現狀請參閱有關部份平面圖。該等改動如下：

1. 地下庭院花槽改動。
2. 地下前廳的非結構牆已移除。
3. 地下廚房的非結構牆已移除。

Plantation Boulevard House 3
Plantation Boulevard 3 號洋房First Floor Plan
一樓平面圖

SCALE 0M(米) 2.5M(米) 5.0M(米)
比例

The internal areas of the residential properties on the upper floors will generally be slightly larger than those on the lower floors because of the reducing thickness of the structural walls on the upper floors (Not applicable).

Please refer to the first page of the section "Floor Plans of Residential Properties in the Phase" for legend of the terms and abbreviation shown on the floor plan above.

*This part of House 3 has been altered by way of Alterations and Additions works or minor works under the Building Ordinance after completion of the development, the latest condition of which is shown on the relevant part plan. The alteration works are as follow:

1. Structural wall of Lift on 1/F has been amended.
2. Non-structural wall and location of swing doors of Corridor on 1/F have been amended.

因住宅物業的較高樓層的結構牆的厚度遞減，較高樓層的內部面積，一般比較低樓層的內部面積稍大(不適用)。

以上平面圖中顯示之名詞及簡稱請參閱「期數的住宅物業的樓面平面圖」一節首頁。

*3號洋房此部份因在發展項目落成後根據《建築物條例》進行加建改動的工程或小型工程而有所改動，現狀請參閱有關部份平面圖。該等改動如下：

1. 一樓升降機的結構牆改動。
2. 一樓走廊的非結構牆和掩門位置改動。

Plantation Boulevard House 3
Plantation Boulevard 3 號洋房Second Floor Plan
二樓平面圖

SCALE 0M(米) 2.5M(米) 5.0M(米)
比例

The internal areas of the residential properties on the upper floors will generally be slightly larger than those on the lower floors because of the reducing thickness of the structural walls on the upper floors (Not applicable).

Please refer to the first page of the section "Floor Plans of Residential Properties in the Phase" for legend of the terms and abbreviation shown on the floor plan above.

*This part of House 3 has been altered by way of Alterations and Additions works or exempted building works under the Building Ordinance after completion of the development, the latest condition of which is shown on the relevant part plan. The alteration works are as follow:

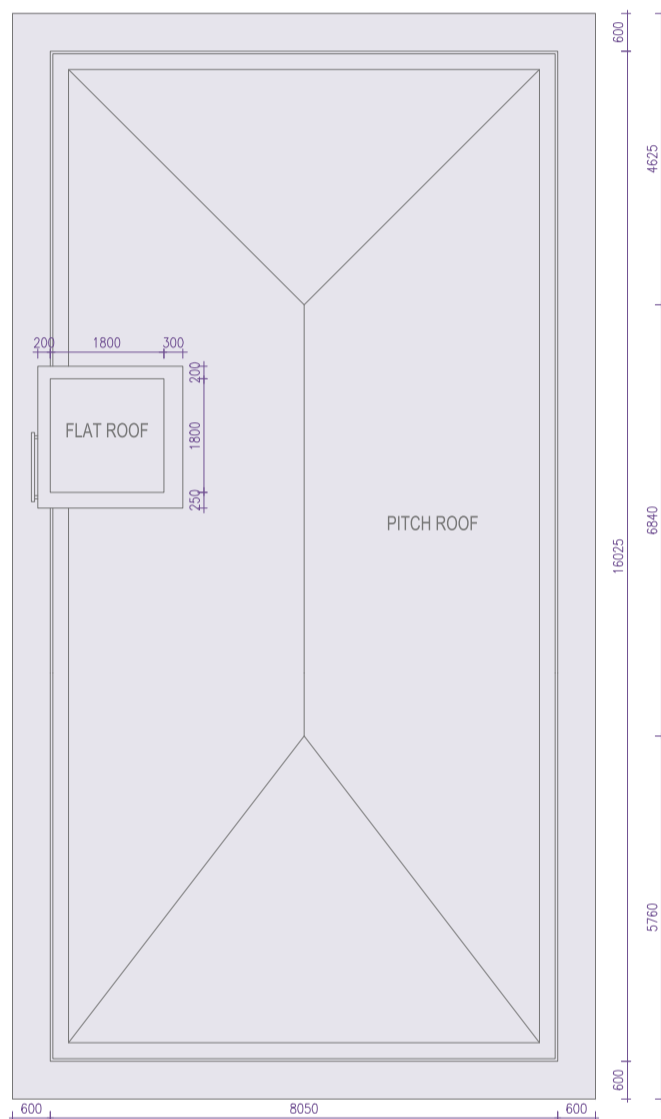
1. Structural wall of Lift on 2/F has been amended.
2. The partition wall of master closet 1 on 2/F has been removed and non-structural wall extended to 2450mm.
3. Sliding door at Lift Hall on 2/F has been changed to swing door.
4. Location of swing doors of Master Closet 1 on 2/F has been altered.

因住宅物業的較高樓層的結構牆的厚度遞減，較高樓層的內部面積，一般比較低樓層的內部面積稍大(不適用)。

以上平面圖中顯示之名詞及簡稱請參閱「期數的住宅物業的樓面平面圖」一節首頁。

*3號洋房此部份因在發展項目落成後進行加建改動的工程或獲《建築物條例》豁免的工程而有所改動，現狀請參閱有關部份平面圖。該等改動如下

1. 二樓升降機的結構牆改動。
2. 二樓主人衣帽間1的間隔牆已移除和非結構牆延長至2450毫米。
3. 二樓升降機大堂的趟門更改為掩門。
4. 二樓主人衣帽間1的掩門位置改動。

Plantation Boulevard House 3
Plantation Boulevard 3 號洋房Roof Floor Plan
天台平面圖

SCALE 0M(米) 2.5M(米) 5.0M(米)
比例

The internal areas of the residential properties on the upper floors will generally be slightly larger than those on the lower floors because of the reducing thickness of the structural walls on the upper floors. (Not applicable)

Please refer to the first page of the section "Floor Plans of Residential Properties in the Phase" for legend of the terms and abbreviation shown on the floor plan above.

Notes :

- The dimensions in the floor plans are all structural dimensions in millimetre.

因住宅物業的較高樓層的結構牆的厚度遞減，較高樓層的內部面積，一般比較低樓層的內部面積稍大（不適用）。

以上平面圖中顯示之名詞及簡稱請參閱「期數的住宅物業的樓面平面圖」一節首頁。

備註：

- 樓面平面圖所列之尺寸為以毫米標示之建築結構尺寸。

Plantation Boulevard House 3 Plantation Boulevard 3 號洋房	Basement Floor 地庫	Ground Floor 地下	First Floor 一樓	Second Floor 二樓	Roof Floor 天台
The floor-to-floor height of the residential property (mm) 住宅物業的層與層之間的高度 (毫米)	4000, 4300	4200	3500	3325-4325	N/A
The thickness of the floor slabs (excluding plaster) of the residential property (mm) 住宅物業的樓板 (不包括灰泥) 的厚度 (毫米)	300, 400, 1000	175, 200, 250, 325	150, 175, 200, 250, 325	175, 200, 250, 325	N/A

Plantation Boulevard House 5 Plantation Boulevard 5 號洋房



Basement Floor Plan 地庫平面圖



The internal areas of the residential properties on the upper floors will generally be slightly larger than those on the lower floors because of the reducing thickness of the structural walls on the upper floors (Not applicable).

Please refer to the first page of the section "Floor Plans of Residential Properties in the Phase" for legend of the terms and abbreviation shown on the floor plan above.

*This part of House 5 has been altered by way of exempted building works under the Building Ordinance after completion of the development, the latest condition of which is shown on the relevant part plan. The alteration works are as follows:

1. Layout and direction of swing doors of Lobby on B/F have been amended.

因住宅物業的較高樓層的結構牆的厚度遞減，較高樓層的內部面積，一般比較低樓層的內部面積稍大(不適用)。

以上平面圖中顯示之名詞及簡稱請參閱「期數的住宅物業的樓面平面圖」一節首頁。

*5號洋房此部份因在發展項目落成後進行獲《建築物條例》豁免的工程而有所改動，現狀請參閱有關部份平面圖。該等改動如下：

1. 地庫大堂的掩門布局 and 方向改動。

Plantation Boulevard House 5 Plantation Boulevard 5 號洋房

Ground Floor Plan 地下平面圖



PART PLAN SHOWING
LATEST LAYOUT
現狀間隔部份平面圖

The internal areas of the residential properties on the upper floors will generally be slightly larger than those on the lower floors because of the reducing thickness of the structural walls on the upper floors (Not applicable).

Please refer to the first page of the section "Floor Plans of Residential Properties in the Phase" for legend of the terms and abbreviation shown on the floor plan above.

*This part of House 5 has been altered by way of exempted building works under the Building Ordinance after completion of the development, the latest condition of which is shown on the relevant part plan. The alteration works are as follow:

1. G/F Yard planter has been amended.
2. Non-structural wall within Foyer on G/F has been removed.
3. Non-structural wall within Kitchen on G/F has been removed.

因住宅物業的較高樓層的結構牆的厚度遞減，較高樓層的內部面積，一般比較低樓層的內部面積稍大（不適用）。

以上平面圖中顯示之名詞及簡稱請參閱「期數的住宅物業的樓面平面圖」一節首頁。

*5號洋房此部份因在發展項目落成後進行獲《建築物條例》豁免的工程而有所改動，現狀請參閱有關部份平面圖。該等改動如下：

1. 地下庭院花槽改動。
2. 地下前廳的非結構牆已移除。
3. 地下廚房的非結構牆已移除。

Plantation Boulevard House 5 Plantation Boulevard 5 號洋房



First Floor Plan 一樓平面圖



SCALE 0M(米) 2.5M(米) 5.0M(米)
比例

The internal areas of the residential properties on the upper floors will generally be slightly larger than those on the lower floors because of the reducing thickness of the structural walls on the upper floors (Not applicable).

Please refer to the first page of the section "Floor Plans of Residential Properties in the Phase" for legend of the terms and abbreviation shown on the floor plan above.

*This part of House 5 has been altered by way of Alterations and Additions works or minor works under the Building Ordinance after completion of the development, the latest condition of which is shown on the relevant part plan. The alteration works are as follow:

1. Structural wall of Lift on 1/F has been amended.
2. Non-structural wall and location of swing doors of Corridor on 1/F have been amended.

因住宅物業的較高樓層的結構牆的厚度遞減，較高樓層的內部面積，一般比較低樓層的內部面積稍大(不適用)。

以上平面圖中顯示之名詞及簡稱請參閱「期數的住宅物業的樓面平面圖」一節首頁。

*5號洋房此部份因在發展項目落成後根據《建築物條例》進行加建改動的工程或小型工程而有所改動，現狀請參閱有關部份平面圖。該等改動如下：

1. 一樓升降機的結構牆改動。
2. 一樓走廊的非結構牆和掩門位置改動。

Plantation Boulevard House 5
Plantation Boulevard 5 號洋房Second Floor Plan
二樓平面圖PART PLAN SHOWING
LATEST LAYOUT
現狀間隔部份平面圖PART PLAN SHOWING
LATEST LAYOUT
現狀間隔部份平面圖SCALE 0M(米) 2.5M(米) 5.0M(米)
比例

The internal areas of the residential properties on the upper floors will generally be slightly larger than those on the lower floors because of the reducing thickness of the structural walls on the upper floors (Not applicable).

Please refer to the first page of the section "Floor Plans of Residential Properties in the Phase" for legend of the terms and abbreviation shown on the floor plan above.

*This part of House 5 has been altered by way of Alterations and Additions works or exempted building works under the Building Ordinance after completion of the development, the latest condition of which is shown on the relevant part plan. The alteration works are as follow:

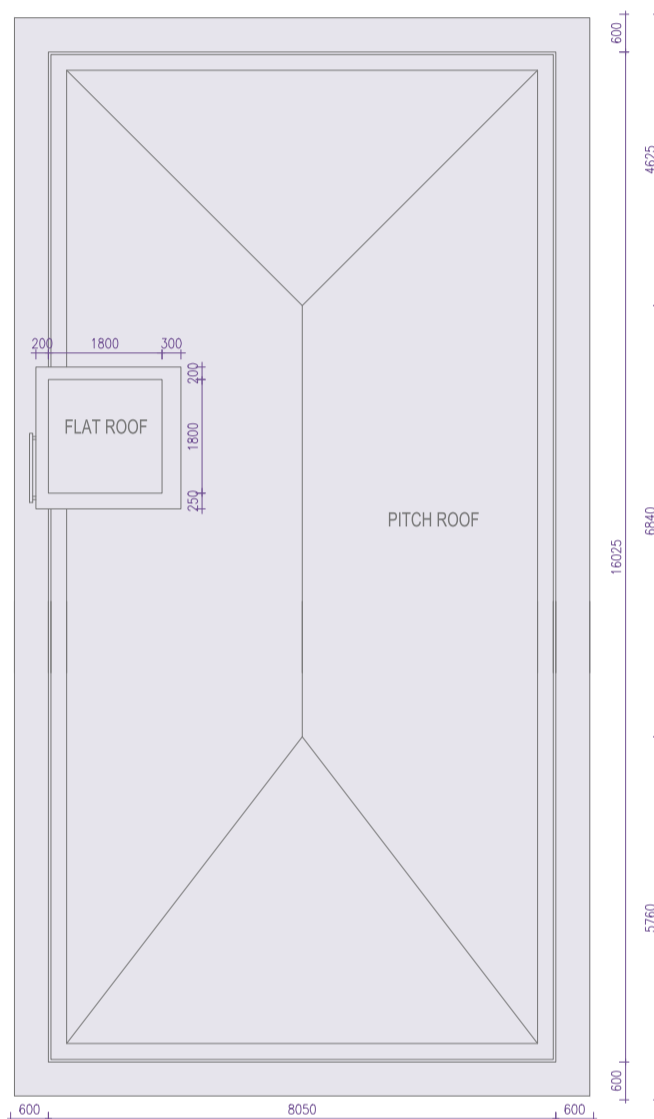
1. Structural wall of Lift on 2/F has been amended.
2. The partition wall of master closet 1 on 2/F has been removed and non-structural wall extended to 2450mm.
3. Sliding door at Lift Hall on 2/F has been changed to swing door.
4. Location of swing doors of Master Closet 1 on 2/F has been altered.

因住宅物業的較高樓層的結構牆的厚度遞減，較高樓層的內部面積，一般比較低樓層的內部面積稍大(不適用)。

以上平面圖中顯示之名詞及簡稱請參閱「期數的住宅物業的樓面平面圖」一節首頁。

*5號洋房此部份因在發展項目落成後進行加建改動的工程或獲《建築物條例》豁免的工程而有所改動，現狀請參閱有關部份平面圖。該等改動如下：

1. 二樓升降機的结构牆改動。
2. 二樓主人衣帽間1的間隔牆已移除和非結構牆延長至2450毫米。
3. 二樓升降機大堂的趟門更改為掩門。
4. 二樓主人衣帽間1的掩門位置改動。

Plantation Boulevard House 5
Plantation Boulevard 5 號洋房Roof Floor Plan
天台平面圖

SCALE 0M(米) 2.5M(米) 5.0M(米)
比例

The internal areas of the residential properties on the upper floors will generally be slightly larger than those on the lower floors because of the reducing thickness of the structural walls on the upper floors. (Not applicable)

Please refer to the first page of the section "Floor Plans of Residential Properties in the Phase" for legend of the terms and abbreviation shown on the floor plan above.

Notes :

- The dimensions in the floor plans are all structural dimensions in millimetre.

因住宅物業的較高樓層的結構牆的厚度遞減，較高樓層的內部面積，一般比較低樓層的內部面積稍大（不適用）。

以上平面圖中顯示之名詞及簡稱請參閱「期數的住宅物業的樓面平面圖」一節首頁。

備註：

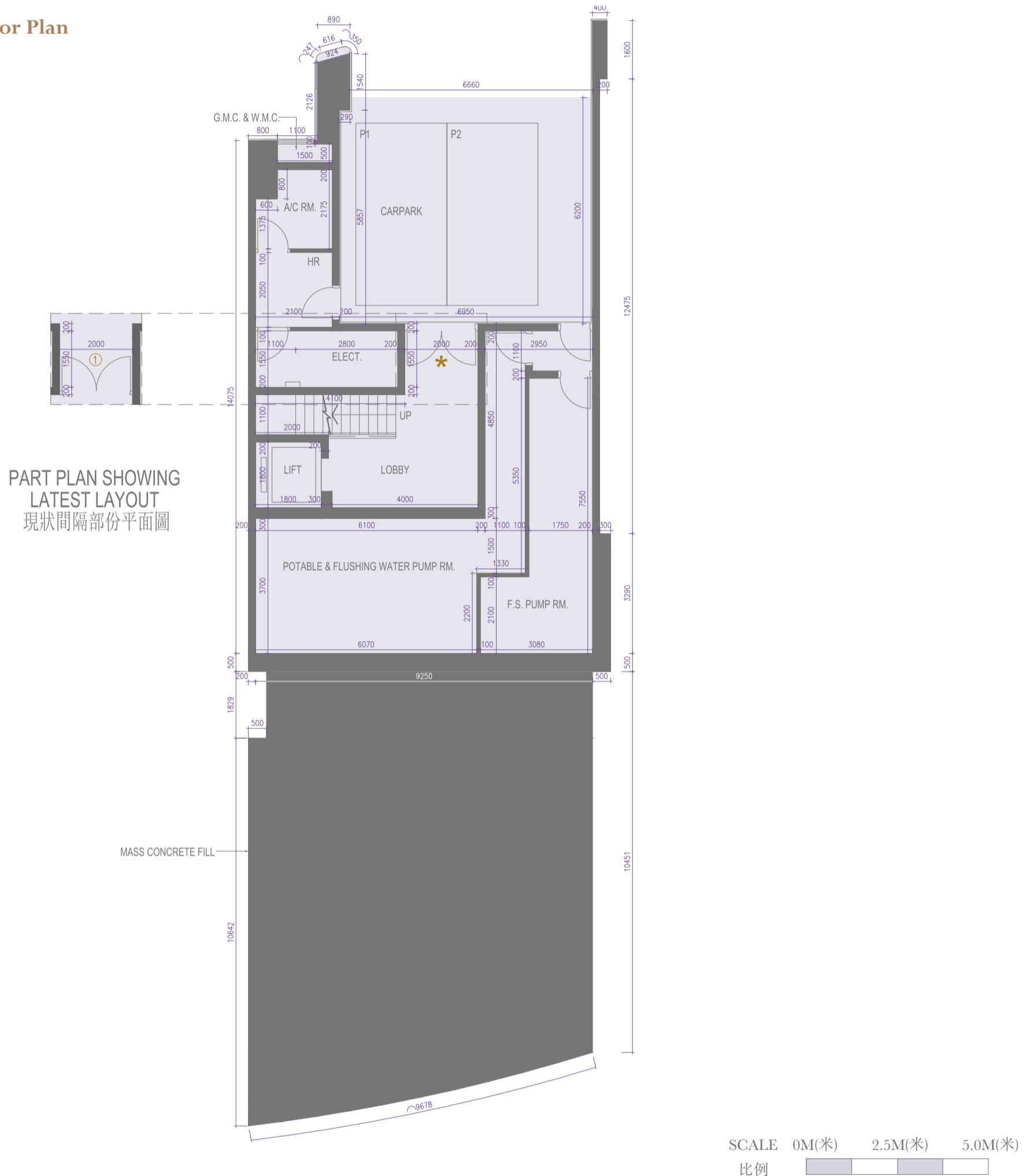
- 樓面平面圖所列之尺寸為以毫米標示之建築結構尺寸。

Plantation Boulevard House 5 Plantation Boulevard 5 號洋房	Basement Floor 地庫	Ground Floor 地下	First Floor 一樓	Second Floor 二樓	Roof Floor 天台
The floor-to-floor height of the residential property (mm) 住宅物業的層與層之間的高度 (毫米)	4000, 4300	4200	3500	3325-4325	N/A
The thickness of the floor slabs (excluding plaster) of the residential property (mm) 住宅物業的樓板(不包括灰泥)的厚度 (毫米)	300, 400, 1000	175, 200, 250, 325	150, 175, 200, 250, 325	175, 200, 250, 325	N/A

Plantation Boulevard House 6 Plantation Boulevard 6 號洋房



Basement Floor Plan 地庫平面圖



The internal areas of the residential properties on the upper floors will generally be slightly larger than those on the lower floors because of the reducing thickness of the structural walls on the upper floors (Not applicable).

Please refer to the first page of the section "Floor Plans of Residential Properties in the Phase" for legend of the terms and abbreviation shown on the floor plan above.

*This part of House 6 has been altered by way of exempted building works under the Building Ordinance after completion of the development, the latest condition of which is shown on the relevant part plan. The alteration works are as follows:

1. Layout and direction of swing doors of Lobby on B/F have been amended.

因住宅物業的較高樓層的結構牆的厚度遞減，較高樓層的內部面積，一般比較低樓層的內部面積稍大(不適用)。

以上平面圖中顯示之名詞及簡稱請參閱「期數的住宅物業的樓面平面圖」一節首頁。

*6號洋房此部份因在發展項目落成後進行獲《建築物條例》豁免的工程而有所改動，現狀請參閱有關部份平面圖。該等改動如下：

1. 地庫大堂的掩門布局 and 方向改動。

Plantation Boulevard House 6 Plantation Boulevard 6 號洋房

Ground Floor Plan 地下平面圖



The internal areas of the residential properties on the upper floors will generally be slightly larger than those on the lower floors because of the reducing thickness of the structural walls on the upper floors (Not applicable).

Please refer to the first page of the section "Floor Plans of Residential Properties in the Phase" for legend of the terms and abbreviation shown on the floor plan above.

*This part of House 6 has been altered by way of exempted building works under the Building Ordinance after completion of the development, the latest condition of which is shown on the relevant part plan. The alteration works are as follow:

1. G/F Yard planter has been amended.
2. Non-structural wall within Foyer on G/F has been removed.
3. Non-structural wall within Kitchen on G/F has been removed.

因住宅物業的較高樓層的結構牆的厚度遞減，較高樓層的內部面積，一般比較低樓層的內部面積稍大(不適用)。

以上平面圖中顯示之名詞及簡稱請參閱「期數的住宅物業的樓面平面圖」一節首頁。

*6號洋房此部份因在發展項目落成後進行獲《建築物條例》豁免的工程而有所改動，現狀請參閱有關部份平面圖。該等改動如下：

1. 地下庭院花槽改動。
2. 地下前廳的非結構牆已移除。
3. 地下廚房的非結構牆已移除。

Plantation Boulevard House 6
Plantation Boulevard 6 號洋房First Floor Plan
一樓平面圖

SCALE 0M(米) 2.5M(米) 5.0M(米)
比例

The internal areas of the residential properties on the upper floors will generally be slightly larger than those on the lower floors because of the reducing thickness of the structural walls on the upper floors (Not applicable).

Please refer to the first page of the section "Floor Plans of Residential Properties in the Phase" for legend of the terms and abbreviation shown on the floor plan above.

*This part of House 6 has been altered by way of Alterations and Additions works or minor works under the Building Ordinance after completion of the development, the latest condition of which is shown on the relevant part plan. The alteration works are as follow:

1. Structural wall of Lift on 1/F has been amended.
2. Non-structural wall and location of swing doors of Corridor on 1/F have been amended.

因住宅物業的較高樓層的結構牆的厚度遞減，較高樓層的內部面積，一般比較低樓層的內部面積稍大(不適用)。

以上平面圖中顯示之名詞及簡稱請參閱「期數的住宅物業的樓面平面圖」一節首頁。

*6號洋房此部份因在發展項目落成後根據《建築物條例》進行加建改動的工程或小型工程而有所改動，現狀請參閱有關部份平面圖。該等改動如下：

1. 一樓升降機的結構牆改動。
2. 一樓走廊的非結構牆和掩門位置改動。

Plantation Boulevard House 6
Plantation Boulevard 6 號洋房Second Floor Plan
二樓平面圖

SCALE 0M(米) 2.5M(米) 5.0M(米)
比例

The internal areas of the residential properties on the upper floors will generally be slightly larger than those on the lower floors because of the reducing thickness of the structural walls on the upper floors (Not applicable).

Please refer to the first page of the section "Floor Plans of Residential Properties in the Phase" for legend of the terms and abbreviation shown on the floor plan above.

*This part of House 6 has been altered by way of Alterations and Additions works or exempted building works under the Building Ordinance after completion of the development, the latest condition of which is shown on the relevant part plan. The alteration works are as follow:

1. Structural wall of Lift on 2/F has been amended.
2. The partition wall of master closet 1 on 2/F has been removed and non-structural wall extended to 2450mm.
3. Sliding door at Lift Hall on 2/F has been changed to swing door.
4. Location of swing doors of Master Closet 1 on 2/F has been altered.

因住宅物業的較高樓層的結構牆的厚度遞減，較高樓層的內部面積，一般比較低樓層的內部面積稍大(不適用)。

以上平面圖中顯示之名詞及簡稱請參閱「期數的住宅物業的樓面平面圖」一節首頁。

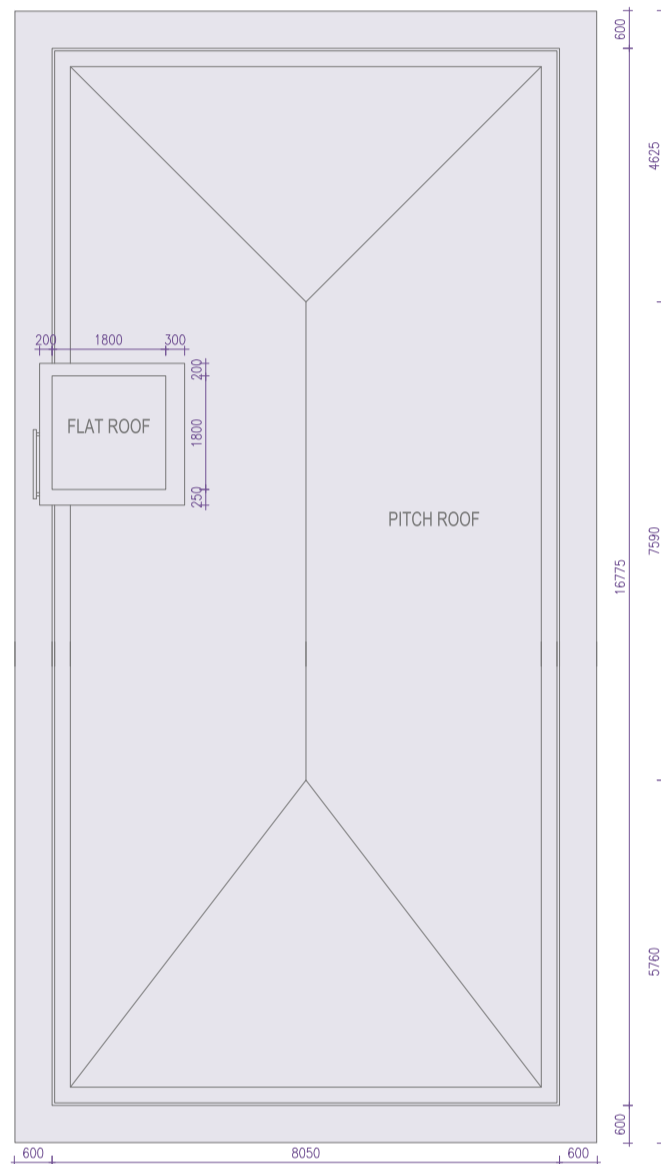
*6號洋房此部份因在發展項目落成後進行加建改動的工程或獲《建築物條例》豁免的工程而有所改動，現狀請參閱有關部份平面圖。該等改動如下：

1. 二樓升降機的結構牆改動。
2. 二樓主人衣帽間1的間隔牆已移除和非結構牆延長至2450毫米。
3. 二樓升降機大堂的趟門更改為掩門。
4. 二樓主人衣帽間1的掩門位置改動。

Plantation Boulevard House 6 Plantation Boulevard 6 號洋房



Roof Floor Plan 天台平面圖



SCALE 0M(米) 2.5M(米) 5.0M(米)
比例

The internal areas of the residential properties on the upper floors will generally be slightly larger than those on the lower floors because of the reducing thickness of the structural walls on the upper floors. (Not applicable)

Please refer to the first page of the section "Floor Plans of Residential Properties in the Phase" for legend of the terms and abbreviation shown on the floor plan above.

Notes :

- The dimensions in the floor plans are all structural dimensions in millimetre.

因住宅物業的較高樓層的結構牆的厚度遞減，較高樓層的內部面積，一般比較低樓層的內部面積稍大（不適用）。

以上平面圖中顯示之名詞及簡稱請參閱「期數的住宅物業的樓面平面圖」一節首頁。

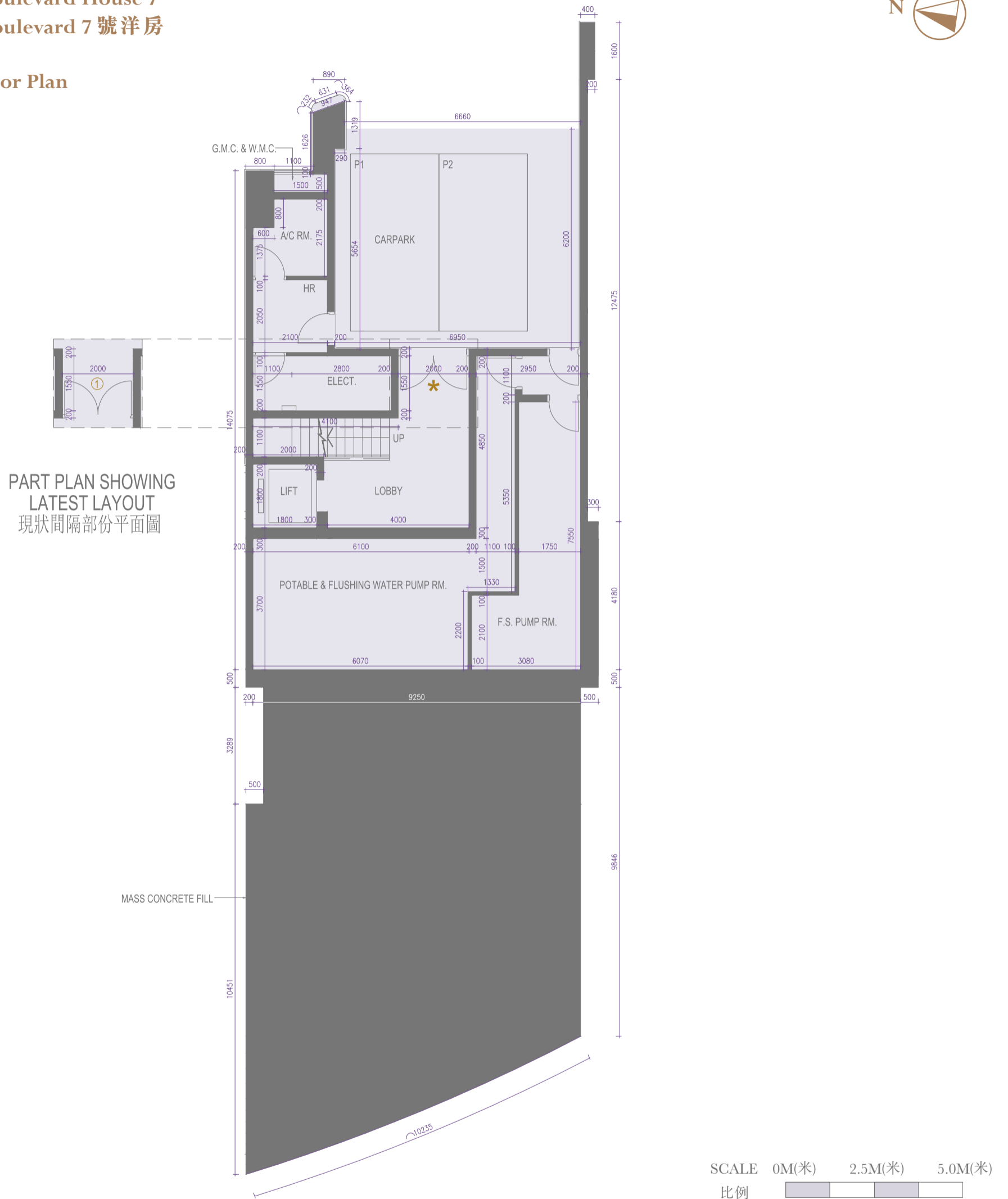
備註：

- 樓面平面圖所列之尺寸為以毫米標示之建築結構尺寸。

Plantation Boulevard House 6 Plantation Boulevard 6 號洋房	Basement Floor 地庫	Ground Floor 地下	First Floor 一樓	Second Floor 二樓	Roof Floor 天台
The floor-to-floor height of the residential property (mm) 住宅物業的層與層之間的高度 (毫米)	4000, 4300	4200	3500	3325-4325	N/A
The thickness of the floor slabs (excluding plaster) of the residential property (mm) 住宅物業的樓板(不包括灰泥)的厚度 (毫米)	300, 400, 1000	175, 200, 250, 325	150, 175, 200, 250, 325	175, 200, 250, 325	N/A

Plantation Boulevard House 7 Plantation Boulevard 7 號洋房

Basement Floor Plan 地庫平面圖



The internal areas of the residential properties on the upper floors will generally be slightly larger than those on the lower floors because of the reducing thickness of the structural walls on the upper floors (Not applicable).

Please refer to the first page of the section "Floor Plans of Residential Properties in the Phase" for legend of the terms and abbreviation shown on the floor plan above.

*This part of House 7 has been altered by way of exempted building works under the Building Ordinance after completion of the development, the latest condition of which is shown on the relevant part plan. The alteration works are as follows:

1. Layout and direction of swing doors of Lobby on B/F have been amended.

因住宅物業的較高樓層的結構牆的厚度遞減，較高樓層的內部面積，一般比較低樓層的內部面積稍大(不適用)。

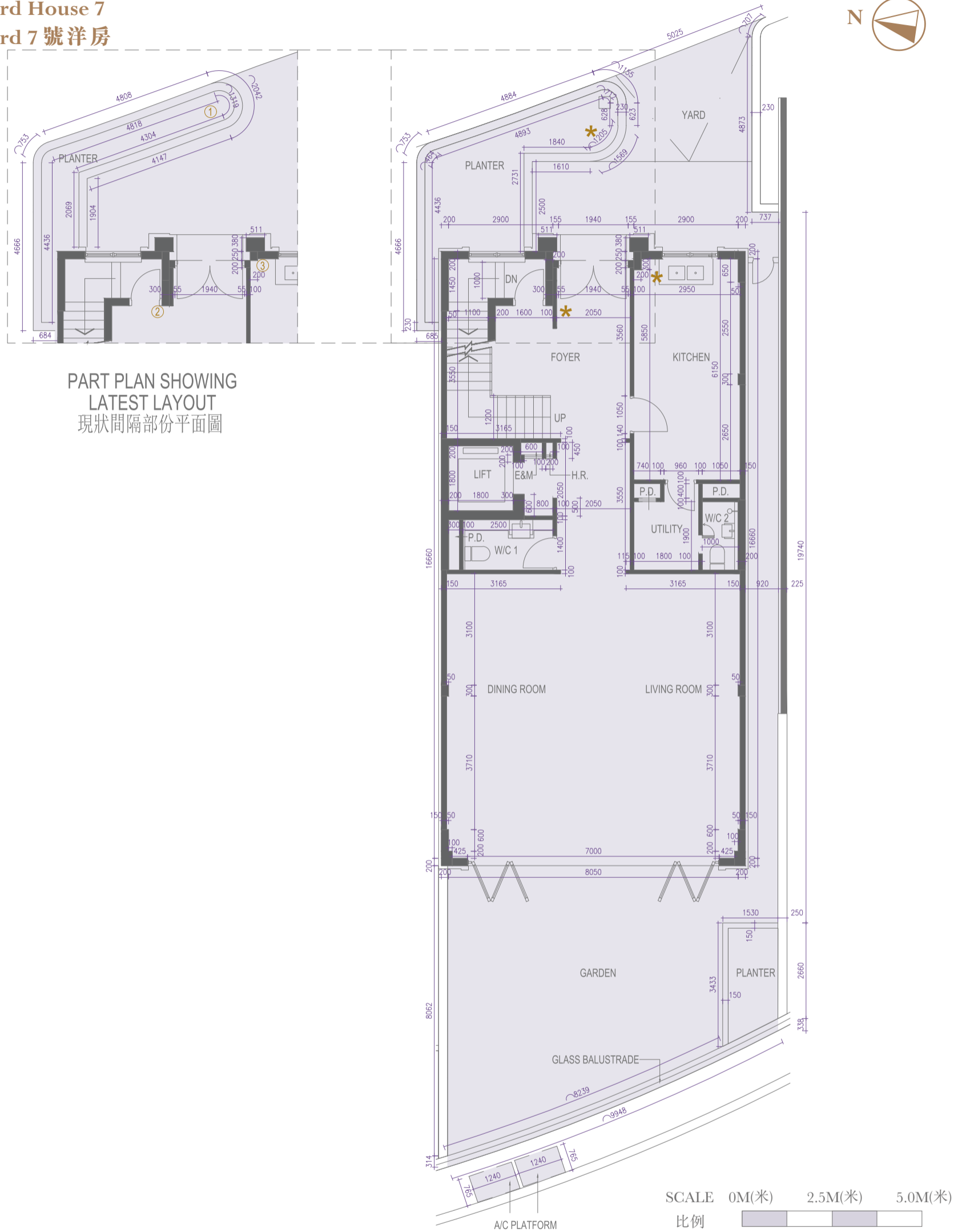
以上平面圖中顯示之名詞及簡稱請參閱「期數的住宅物業的樓面平面圖」一節首頁。

*7號洋房此部份因在發展項目落成後進行獲《建築物條例》豁免的工程而有所改動，現狀請參閱有關部份平面圖。該等改動如下：

1. 地庫大堂的掩門布局 and 方向改動。

Plantation Boulevard House 7 Plantation Boulevard 7 號洋房

Ground Floor Plan 地下平面圖



The internal areas of the residential properties on the upper floors will generally be slightly larger than those on the lower floors because of the reducing thickness of the structural walls on the upper floors (Not applicable).

Please refer to the first page of the section "Floor Plans of Residential Properties in the Phase" for legend of the terms and abbreviation shown on the floor plan above.

*This part of House 7 has been altered by way of exempted building works under the Building Ordinance after completion of the development, the latest condition of which is shown on the relevant part plan. The alteration works are as follow:

1. G/F Yard planter has been amended.
2. Non-structural wall within Foyer on G/F has been removed.
3. Non-structural wall within Kitchen on G/F has been removed.

因住宅物業的較高樓層的結構牆的厚度遞減，較高樓層的內部面積，一般比較低樓層的內部面積稍大(不適用)。

以上平面圖中顯示之名詞及簡稱請參閱「期數的住宅物業的樓面平面圖」一節首頁。

*7號洋房此部份因在發展項目落成後進行獲《建築物條例》豁免的工程而有所改動，現狀請參閱有關部份平面圖。該等改動如下：

1. 地下庭院花槽改動。
2. 地下前廳的非結構牆已移除。
3. 地下廚房的非結構牆已移除。

Plantation Boulevard House 7
Plantation Boulevard 7 號洋房First Floor Plan
一樓平面圖

The internal areas of the residential properties on the upper floors will generally be slightly larger than those on the lower floors because of the reducing thickness of the structural walls on the upper floors (Not applicable).

Please refer to the first page of the section "Floor Plans of Residential Properties in the Phase" for legend of the terms and abbreviation shown on the floor plan above.

*This part of House 7 has been altered by way of Alterations and Additions works or minor works under the Building Ordinance after completion of the development, the latest condition of which is shown on the relevant part plan. The alteration works are as follow:

1. Structural wall of Lift on 1/F has been amended.
2. Non-structural wall and location of swing doors of Corridor on 1/F have been amended.

因住宅物業的較高樓層的結構牆的厚度遞減，較高樓層的內部面積，一般比較低樓層的內部面積稍大(不適用)。

以上平面圖中顯示之名詞及簡稱請參閱「期數的住宅物業的樓面平面圖」一節首頁。

*7號洋房此部份因在發展項目落成後根據《建築物條例》進行加建改動的工程或小型工程而有所改動，現狀請參閱有關部份平面圖。該等改動如下：

1. 一樓升降機的結構牆改動。
2. 一樓走廊的非結構牆和掩門位置改動。

Plantation Boulevard House 7
Plantation Boulevard 7 號洋房Second Floor Plan
二樓平面圖PART PLAN SHOWING
LATEST LAYOUT
現狀間隔部份平面圖PART PLAN SHOWING
LATEST LAYOUT
現狀間隔部份平面圖SCALE 0M(米) 2.5M(米) 5.0M(米)
比例

The internal areas of the residential properties on the upper floors will generally be slightly larger than those on the lower floors because of the reducing thickness of the structural walls on the upper floors (Not applicable).

Please refer to the first page of the section "Floor Plans of Residential Properties in the Phase" for legend of the terms and abbreviation shown on the floor plan above.

*This part of House 7 has been altered by way of Alterations and Additions works or exempted building works under the Building Ordinance after completion of the development, the latest condition of which is shown on the relevant part plan. The alteration works are as follow:

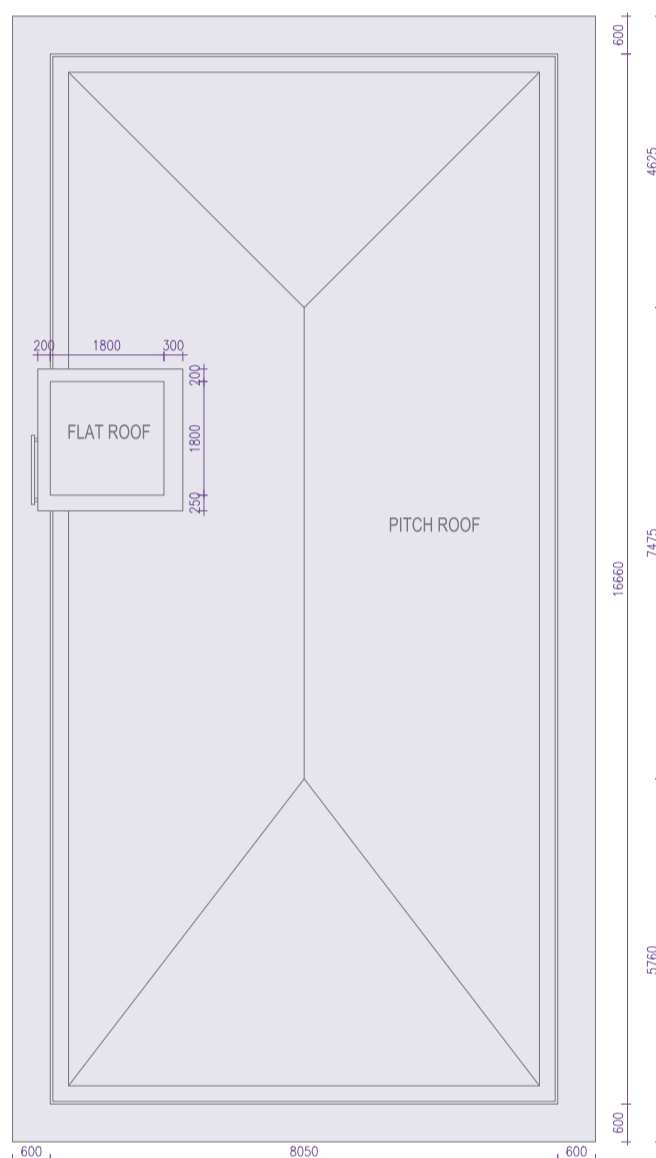
1. Structural wall of Lift on 2/F has been amended.
2. The partition wall of master closet 1 on 2/F has been removed and non-structural wall extended to 2450mm.
3. Sliding door at Lift Hall on 2/F has been changed to swing door.
4. Location of swing doors of Master Closet 1 on 2/F has been altered.

因住宅物業的較高樓層的結構牆的厚度遞減，較高樓層的內部面積，一般比較低樓層的內部面積稍大（不適用）。

以上平面圖中顯示之名詞及簡稱請參閱「期數的住宅物業的樓面平面圖」一節首頁。

*7號洋房此部份因在發展項目落成後進行加建改動的工程或獲《建築物條例》豁免的工程而有所改動，現狀請參閱有關部份平面圖。該等改動如下：

1. 二樓升降機的結構牆改動。
2. 二樓主人衣帽間1的間隔牆已移除和非結構牆延長至2450毫米。
3. 二樓升降機大堂的趟門更改為掩門。
4. 二樓主人衣帽間1的掩門位置改動。

Plantation Boulevard House 7
Plantation Boulevard 7 號洋房Roof Floor Plan
天台平面圖

SCALE 0M(米) 2.5M(米) 5.0M(米)
比例

The internal areas of the residential properties on the upper floors will generally be slightly larger than those on the lower floors because of the reducing thickness of the structural walls on the upper floors. (Not applicable)

Please refer to the first page of the section "Floor Plans of Residential Properties in the Phase" for legend of the terms and abbreviation shown on the floor plan above.

Notes :

- The dimensions in the floor plans are all structural dimensions in millimetre.

因住宅物業的較高樓層的結構牆的厚度遞減，較高樓層的內部面積，一般比較低樓層的內部面積稍大（不適用）。

以上平面圖中顯示之名詞及簡稱請參閱「期數的住宅物業的樓面平面圖」一節首頁。

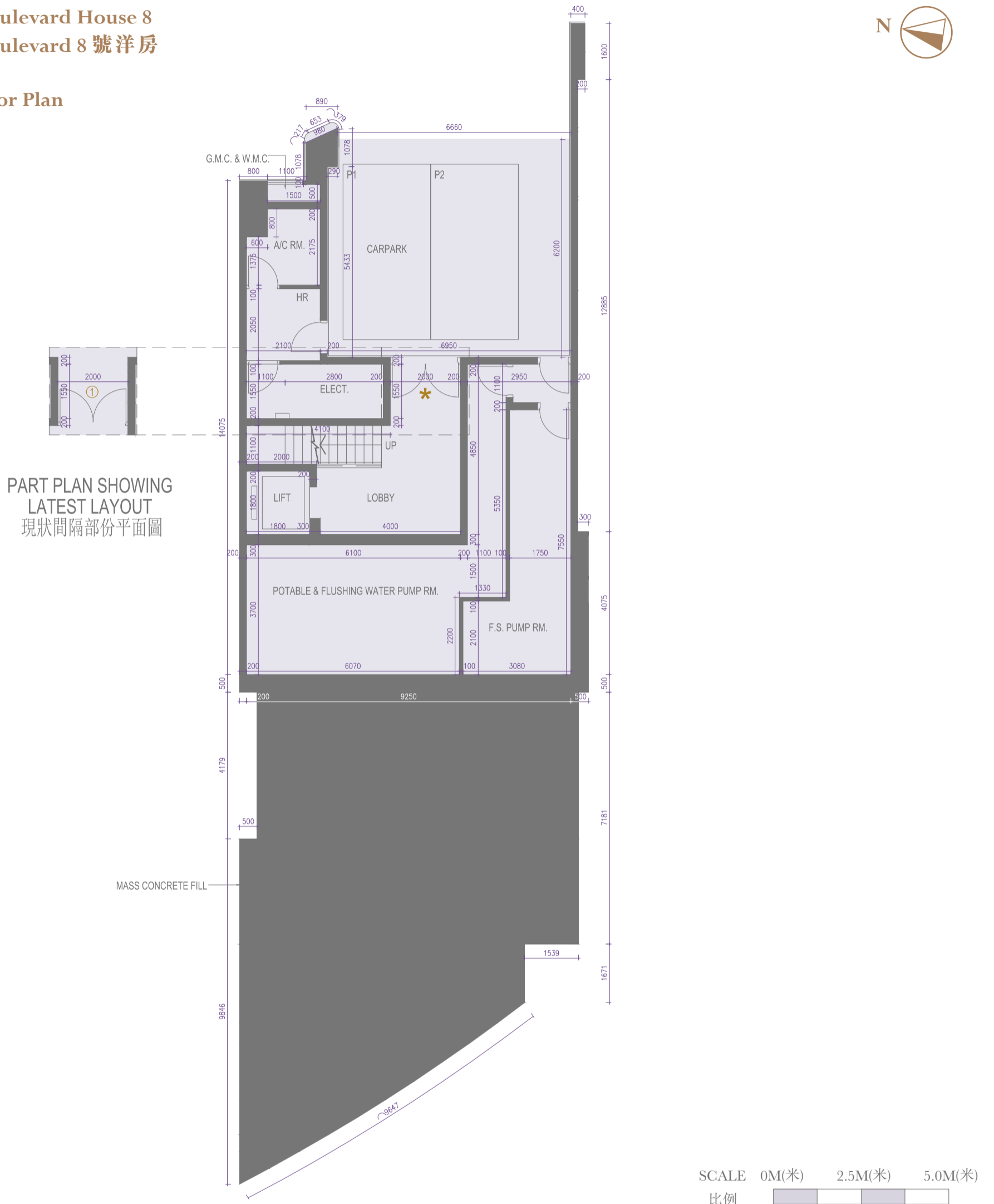
備註：

- 樓面平面圖所列之尺寸為以毫米標示之建築結構尺寸。

Plantation Boulevard House 7 Plantation Boulevard 7 號洋房	Basement Floor 地庫	Ground Floor 地下	First Floor 一樓	Second Floor 二樓	Roof Floor 天台
The floor-to-floor height of the residential property (mm) 住宅物業的層與層之間的高度 (毫米)	4000, 4300	4200	3500	3325-4325	N/A
The thickness of the floor slabs (excluding plaster) of the residential property (mm) 住宅物業的樓板 (不包括灰泥) 的厚度 (毫米)	400, 1000	175, 200, 250, 325	150, 175, 200, 250, 325	175, 200, 250, 325	N/A

Plantation Boulevard House 8 Plantation Boulevard 8 號洋房

Basement Floor Plan 地庫平面圖



The internal areas of the residential properties on the upper floors will generally be slightly larger than those on the lower floors because of the reducing thickness of the structural walls on the upper floors (Not applicable).

Please refer to the first page of the section "Floor Plans of Residential Properties in the Phase" for legend of the terms and abbreviation shown on the floor plan above.

*This part of House 8 has been altered by way of exempted building works under the Building Ordinance after completion of the development, the latest condition of which is shown on the relevant part plan. The alteration works are as follows:

1. Layout and direction of swing doors of Lobby on B/F have been amended.

因住宅物業的較高樓層的結構牆的厚度遞減，較高樓層的內部面積，一般比較低樓層的內部面積稍大(不適用)。

以上平面圖中顯示之名詞及簡稱請參閱「期數的住宅物業的樓面平面圖」一節首頁。

*8號洋房此部份因在發展項目落成後進行獲《建築物條例》豁免的工程而有所改動，現狀請參閱有關部份平面圖。該等改動如下：

1. 地庫大堂的掩門布局 and 方向改動。

Plantation Boulevard House 8 Plantation Boulevard 8 號洋房

Ground Floor Plan 地下平面圖



The internal areas of the residential properties on the upper floors will generally be slightly larger than those on the lower floors because of the reducing thickness of the structural walls on the upper floors (Not applicable).

Please refer to the first page of the section "Floor Plans of Residential Properties in the Phase" for legend of the terms and abbreviation shown on the floor plan above.

*This part of House 8 has been altered by way of exempted building works under the Building Ordinance after completion of the development, the latest condition of which is shown on the relevant part plan. The alteration works are as follow:

1. G/F Yard planter has been amended.
2. Non-structural wall within Foyer on G/F has been removed.
3. Non-structural wall within Kitchen on G/F has been removed.

因住宅物業的較高樓層的結構牆的厚度遞減，較高樓層的內部面積，一般比較低樓層的內部面積稍大(不適用)。

以上平面圖中顯示之名詞及簡稱請參閱「期數的住宅物業的樓面平面圖」一節首頁。

*8號洋房此部份因在發展項目落成後進行獲《建築物條例》豁免的工程而有所改動，現狀請參閱有關部份平面圖。該等改動如下：

1. 地下庭院花槽改動。
2. 地下前廳的非結構牆已移除。
3. 地下廚房的非結構牆已移除。

Plantation Boulevard House 8
Plantation Boulevard 8 號洋房First Floor Plan
一樓平面圖

SCALE 0M(米) 2.5M(米) 5.0M(米)
比例

The internal areas of the residential properties on the upper floors will generally be slightly larger than those on the lower floors because of the reducing thickness of the structural walls on the upper floors (Not applicable).

Please refer to the first page of the section "Floor Plans of Residential Properties in the Phase" for legend of the terms and abbreviation shown on the floor plan above.

*This part of House 8 has been altered by way of Alterations and Additions works or minor works under the Building Ordinance after completion of the development, the latest condition of which is shown on the relevant part plan. The alteration works are as follow:

1. Structural wall of Lift on 1/F has been amended.
2. Non-structural wall and location of swing doors of Corridor on 1/F have been amended

因住宅物業的較高樓層的結構牆的厚度遞減，較高樓層的內部面積，一般比較低樓層的內部面積稍大(不適用)。

以上平面圖中顯示之名詞及簡稱請參閱「期數的住宅物業的樓面平面圖」一節首頁。

*8號洋房此部份因在發展項目落成後根據《建築物條例》進行加建改動的工程或小型工程而有所改動，現狀請參閱有關部份平面圖。該等改動如下：

1. 一樓升降機的結構牆改動。
2. 一樓走廊的非結構牆和掩門位置改動。

Plantation Boulevard House 8
Plantation Boulevard 8 號洋房Second Floor Plan
二樓平面圖

The internal areas of the residential properties on the upper floors will generally be slightly larger than those on the lower floors because of the reducing thickness of the structural walls on the upper floors (Not applicable).

Please refer to the first page of the section "Floor Plans of Residential Properties in the Phase" for legend of the terms and abbreviation shown on the floor plan above.

*This part of House 8 has been altered by way of Alterations and Additions works or exempted building works under the Building Ordinance after completion of the development, the latest condition of which is shown on the relevant part plan. The alteration works are as follow:

1. Structural wall of Lift on 2/F has been amended.
2. The partition wall of master closet 1 on 2/F has been removed and non-structural wall extended to 2450mm.
3. Sliding door at Lift Hall on 2/F has been changed to swing door.
4. Location of swing doors of Master Closet 1 on 2/F has been altered.

因住宅物業的較高樓層的結構牆的厚度遞減，較高樓層的內部面積，一般比較低樓層的內部面積稍大(不適用)。

以上平面圖中顯示之名詞及簡稱請參閱「期數的住宅物業的樓面平面圖」一節首頁。

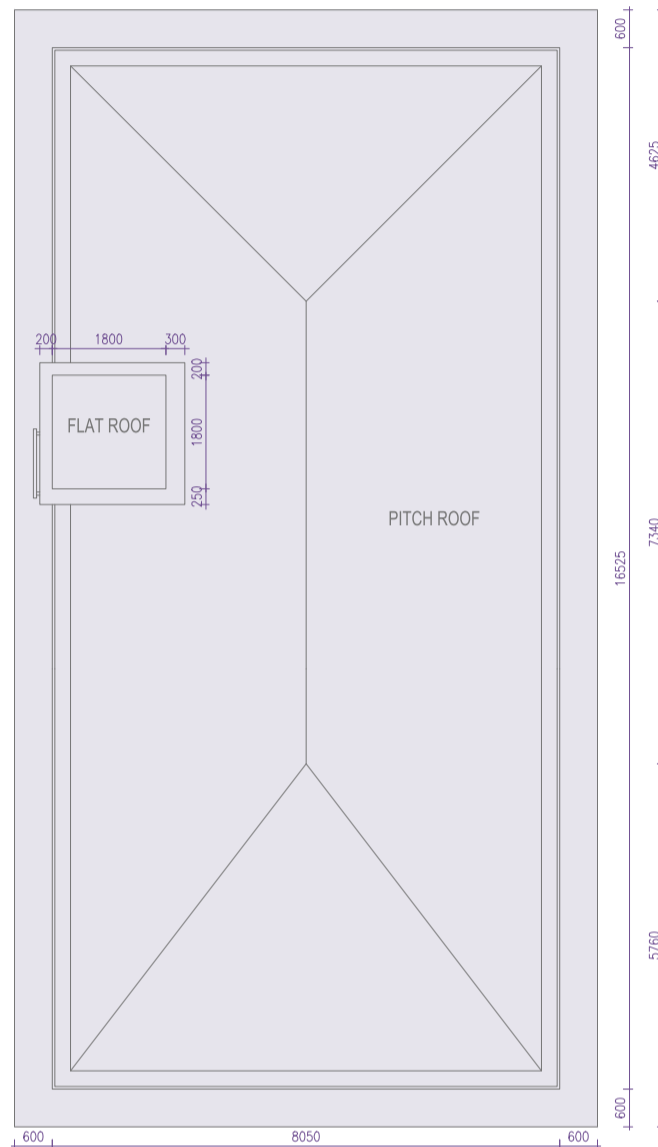
*8號洋房此部份因在發展項目落成後進行加建改動的工程或獲《建築物條例》豁免的工程而有所改動，現狀請參閱有關部份平面圖。該等改動如下：

1. 二樓升降機的結構牆改動。
2. 二樓主人衣帽間1的間隔牆已移除和非結構牆延長至2450毫米。
3. 二樓升降機大堂的趟門更改為掩門。
4. 二樓主人衣帽間1的掩門位置改動。

Plantation Boulevard House 8 Plantation Boulevard 8 號洋房



Roof Floor Plan 天台平面圖



SCALE 0M(米) 2.5M(米) 5.0M(米)
比例

The internal areas of the residential properties on the upper floors will generally be slightly larger than those on the lower floors because of the reducing thickness of the structural walls on the upper floors. (Not applicable)

Please refer to the first page of the section "Floor Plans of Residential Properties in the Phase" for legend of the terms and abbreviation shown on the floor plan above.

Notes :

- The dimensions in the floor plans are all structural dimensions in millimetre.

因住宅物業的較高樓層的結構牆的厚度遞減，較高樓層的內部面積，一般比較低樓層的內部面積稍大（不適用）。

以上平面圖中顯示之名詞及簡稱請參閱「期數的住宅物業的樓面平面圖」一節首頁。

備註：

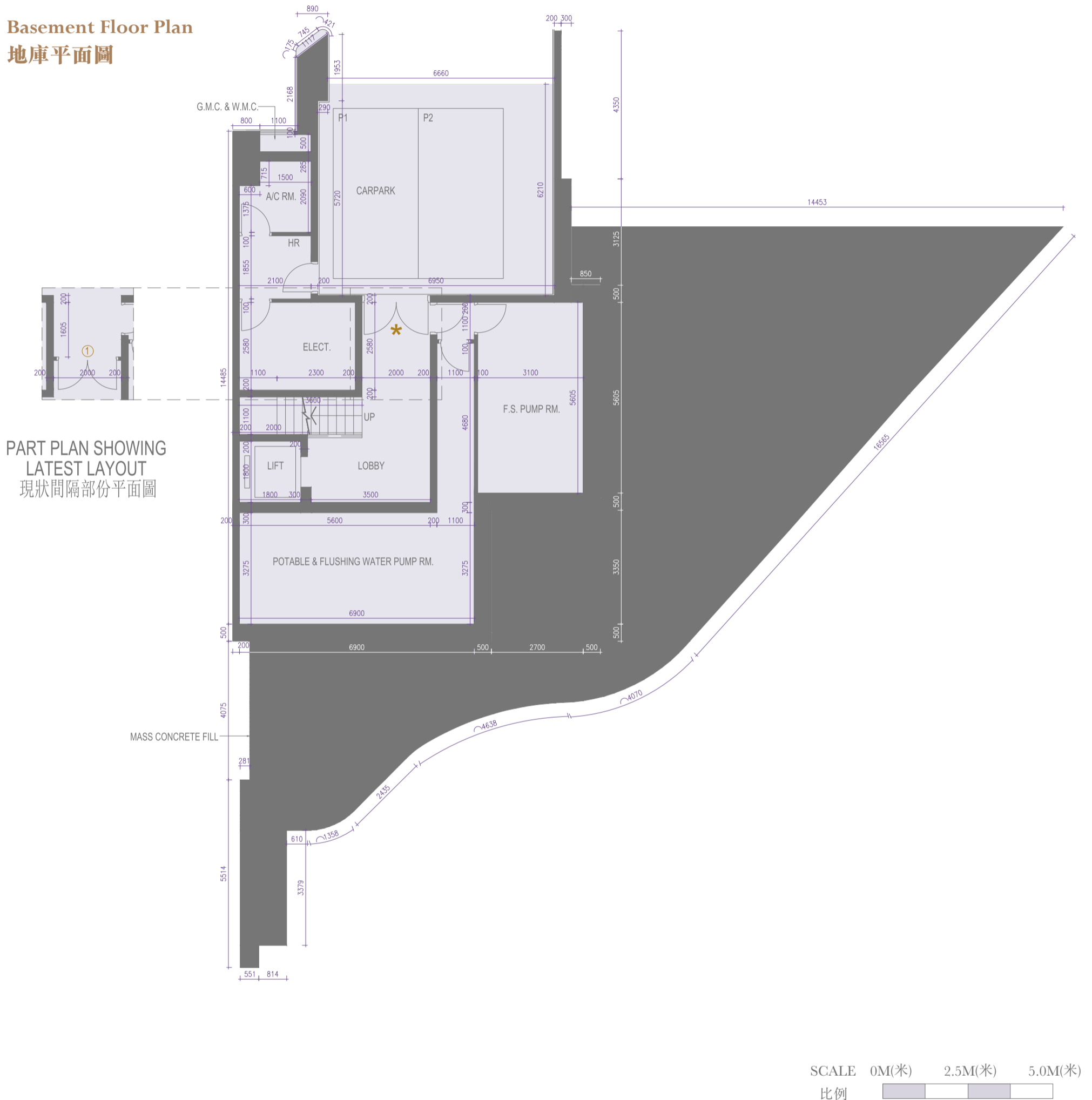
- 樓面平面圖所列之尺寸為以毫米標示之建築結構尺寸。

Plantation Boulevard House 8 Plantation Boulevard 8 號洋房	Basement Floor 地庫	Ground Floor 地下	First Floor 一樓	Second Floor 二樓	Roof Floor 天台
The floor-to-floor height of the residential property (mm) 住宅物業的層與層之間的高度 (毫米)	4000, 4300	4200	3500	3325-4325	N/A
The thickness of the floor slabs (excluding plaster) of the residential property (mm) 住宅物業的樓板(不包括灰泥)的厚度 (毫米)	300, 400, 1000	175, 200, 250, 325	150, 175, 200, 250, 325	175, 200, 250, 325	N/A

Plantation Boulevard House 9 Plantation Boulevard 9 號洋房



Basement Floor Plan 地庫平面圖



The internal areas of the residential properties on the upper floors will generally be slightly larger than those on the lower floors because of the reducing thickness of the structural walls on the upper floors (Not applicable).

Please refer to the first page of the section "Floor Plans of Residential Properties in the Phase" for legend of the terms and abbreviation shown on the floor plan above.

*This part of House 9 has been altered by way of exempted building works under the Building Ordinance after completion of the development, the latest condition of which is shown on the relevant part plan. The alteration works are as follows:

1. Layout of swing doors of Lobby on B/F have been amended.

因住宅物業的較高樓層的結構牆的厚度遞減，較高樓層的內部面積，一般比較低樓層的內部面積稍大(不適用)。

以上平面圖中顯示之名詞及簡稱請參閱「期數的住宅物業的樓面平面圖」一節首頁。

*9號洋房此部份因在發展項目落成後進行獲《建築物條例》豁免的工程而有所改動，現狀請參閱有關部份平面圖。該等改動如下：

1. 地庫大堂的掩門布局改動。

Plantation Boulevard House 9
Plantation Boulevard 9 號洋房Ground Floor Plan
地下平面圖

The internal areas of the residential properties on the upper floors will generally be slightly larger than those on the lower floors because of the reducing thickness of the structural walls on the upper floors (Not applicable).

Please refer to the first page of the section "Floor Plans of Residential Properties in the Phase" for legend of the terms and abbreviation shown on the floor plan above.

*This part of House 9 has been altered by way of minor works or exempted building works under the Building Ordinance after completion of the development, the latest condition of which is shown on the relevant part plan. The alteration works are as follow:

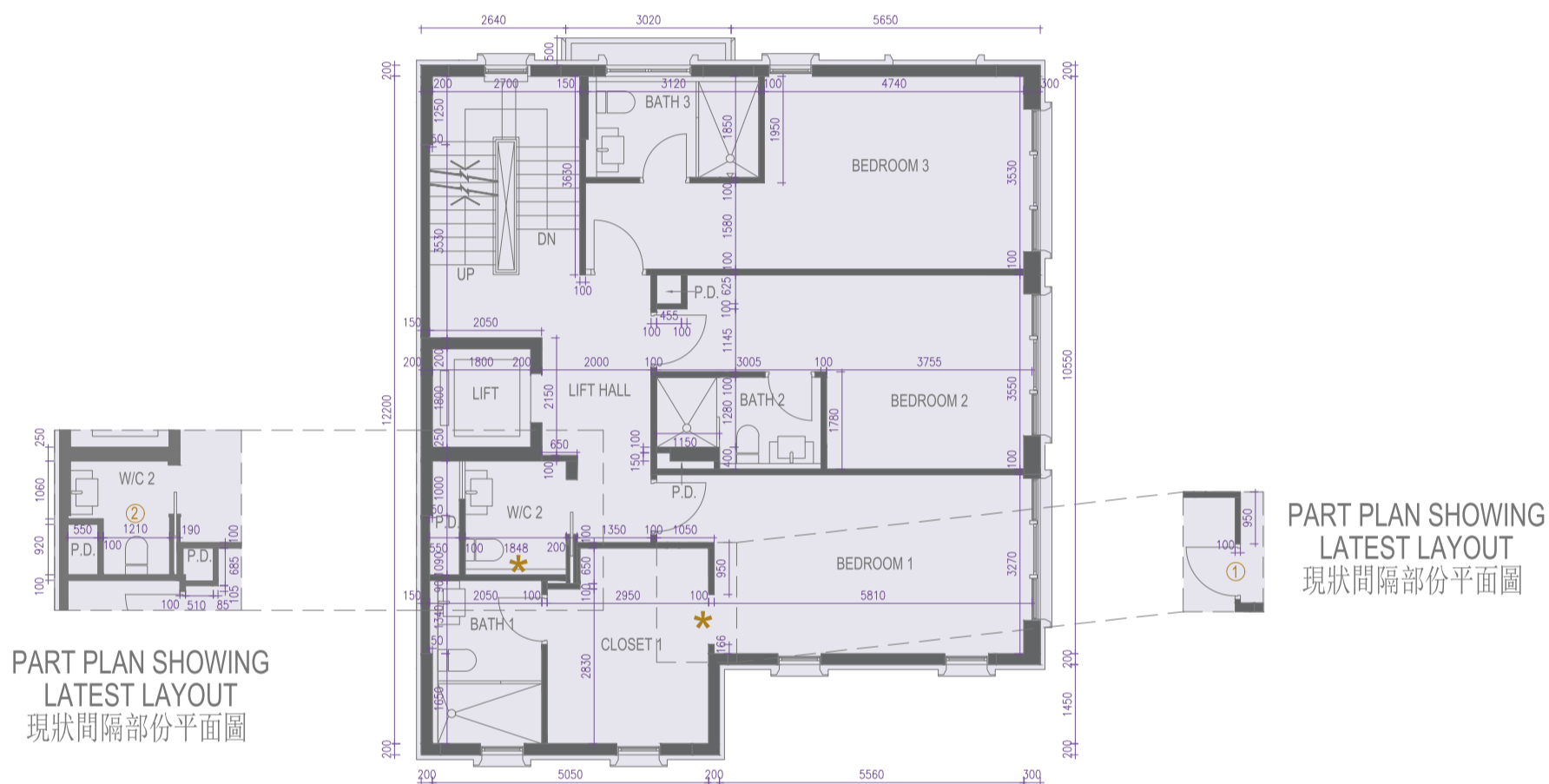
1. Non-structural wall between Foyer and Kitchen on G/F has been amended.
2. Swing door between Foyer and Kitchen changed to sliding door.
3. Non-structural wall and Pipes within Kitchen on G/F has been amended.
4. Location of swing doors within Kitchen has been amended.
5. Location of swing doors within Utility has been amended.
6. Non-structural wall and folding door of W/C 1 has been amended. Positions of sanitary fittings and drainage works within W/C 1 has been amended.
7. Non-structural wall between Foyer and Lift Hall has been amended.

因住宅物業的較高樓層的結構牆的厚度遞減，較高樓層的內部面積，一般比較低樓層的內部面積稍大（不適用）。

以上平面圖中顯示之名詞及簡稱請參閱「期數的住宅物業的樓面平面圖」一節首頁。

*9號洋房此部份因在發展項目落成後進行小型工程或獲《建築物條例》豁免的工程而有所改動，現狀請參閱有關部份平面圖。該等改動如下：

1. 前廳與廚房之間的非結構牆布局改動。
2. 前廳與廚房之間的掩門更改為趟門。
3. 廚房的非結構牆和喉管布局改動。
4. 廚房的擺門位置改動。
5. 工作間擺門位置改動。
6. 洗手間1的非結構牆布局和摺門方向改動。洗手間1的衛浴潔具及排水渠位置改動。
7. 前廳與升降機大堂之間的非結構牆改動。

Plantation Boulevard House 9
Plantation Boulevard 9 號洋房First Floor Plan
一樓平面圖

The internal areas of the residential properties on the upper floors will generally be slightly larger than those on the lower floors because of the reducing thickness of the structural walls on the upper floors (Not applicable).

Please refer to the first page of the section "Floor Plans of Residential Properties in the Phase" for legend of the terms and abbreviation shown on the floor plan above.

*This part of House 9 has been altered by way of minor works or exempted building works under the Building Ordinance after completion of the development, the latest condition of which is shown on the relevant part plan. The alteration works are as follow:

1. Swing door has been added to Closet 1 on 1/F.
2. Non-structural walls and pipes between W/C 2 and P.D. and W/C 2 and Closet 1 on 1/F have been amended.

因住宅物業的較高樓層的結構牆的厚度遞減，較高樓層的內部面積，一般比較低樓層的內部面積稍大(不適用)。

以上平面圖中顯示之名詞及簡稱請參閱「期數的住宅物業的樓面平面圖」一節首頁。

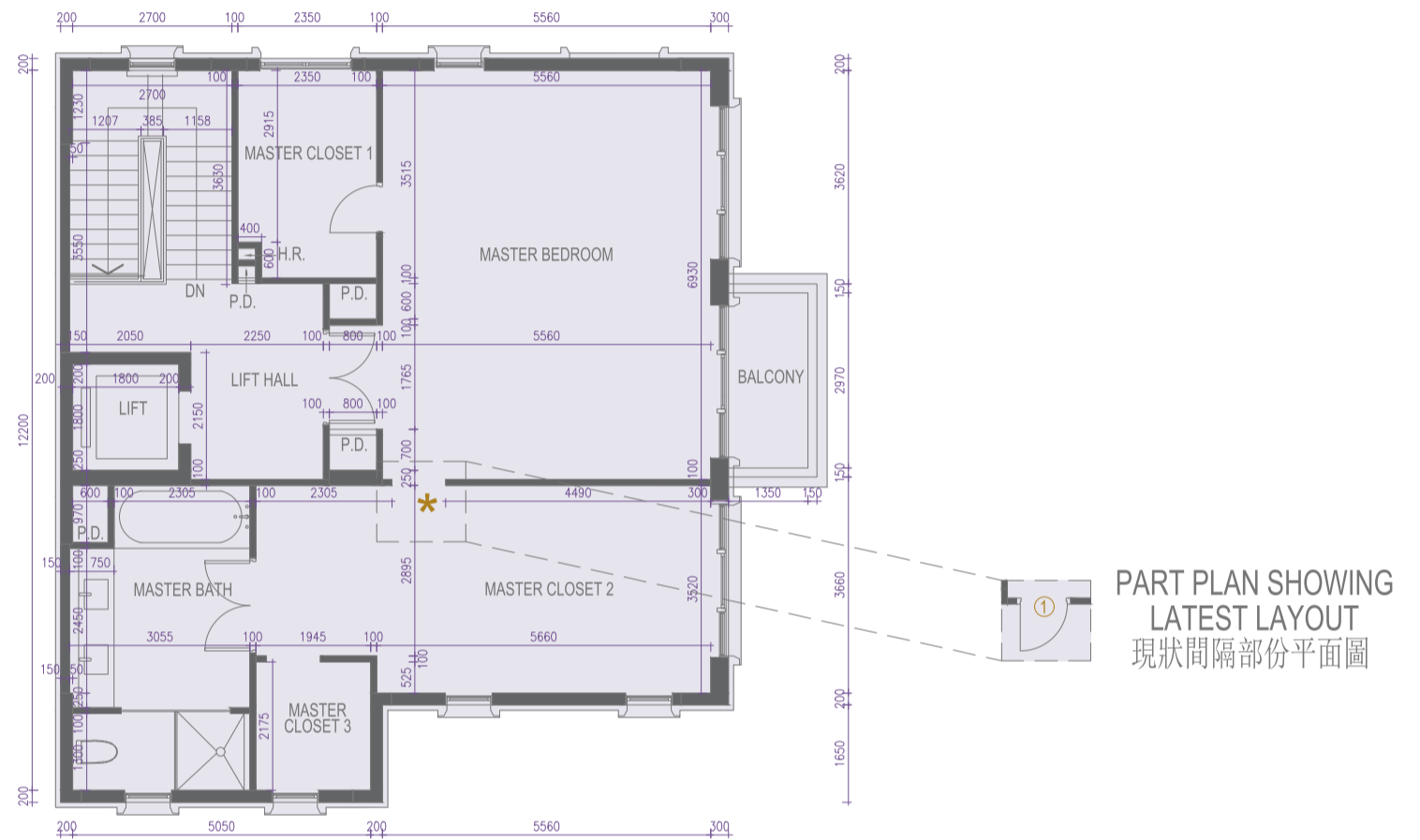
*9號洋房此部份因在發展項目落成後進行小型工程或獲《建築物條例》豁免的工程而有所改動，現狀請參閱有關部份平面圖。該等改動如下：

1. 一樓衣帽間1加建擺門。
2. 一樓洗手間2與管槽和洗手間2與衣帽間1之間的非結構牆和喉管改動。

Plantation Boulevard House 9 Plantation Boulevard 9 號洋房



Second Floor Plan 二樓平面圖



SCALE 0M(米) 2.5M(米) 5.0M(米)
比例

The internal areas of the residential properties on the upper floors will generally be slightly larger than those on the lower floors because of the reducing thickness of the structural walls on the upper floors (Not applicable).

Please refer to the first page of the section "Floor Plans of Residential Properties in the Phase" for legend of the terms and abbreviation shown on the floor plan above.

*This part of House 9 has been altered by way of exempted building works under the Building Ordinance after completion of the development, the latest condition of which is shown on the relevant part plan. The alteration works are as follow:

1. Swing door has been added to Master Closet 2 on 2/F.

因住宅物業的較高樓層的結構牆的厚度遞減，較高樓層的內部面積，一般比較低樓層的內部面積稍大(不適用)。

以上平面圖中顯示之名詞及簡稱請參閱「期數的住宅物業的樓面平面圖」一節首頁。

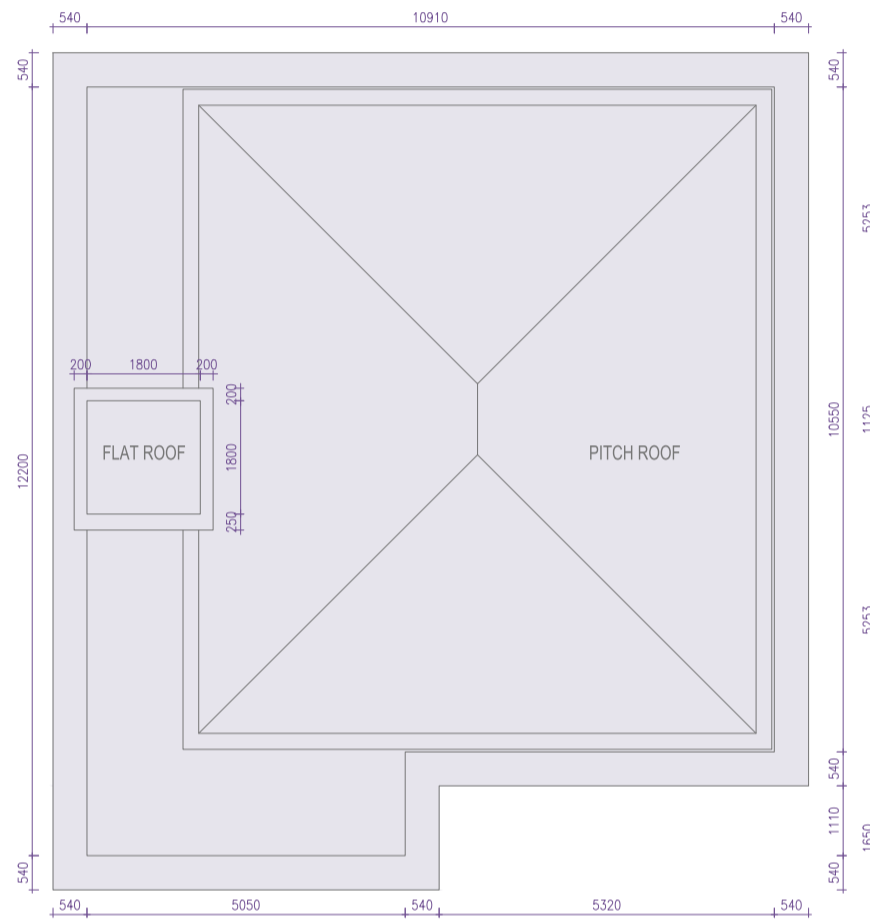
*9號洋房此部份因在發展項目落成後進行獲《建築物條例》豁免的工程而有所改動，現狀請參閱有關部份平面圖。該等改動如下：

1. 二樓主人衣帽間2加建掩門。

Plantation Boulevard House 9 Plantation Boulevard 9 號洋房



Roof Floor Plan 天台平面圖



SCALE 0M(米) 2.5M(米) 5.0M(米)
比例

The internal areas of the residential properties on the upper floors will generally be slightly larger than those on the lower floors because of the reducing thickness of the structural walls on the upper floors. (Not applicable)

Please refer to the first page of the section "Floor Plans of Residential Properties in the Phase" for legend of the terms and abbreviation shown on the floor plan above.

Notes :

- The dimensions in the floor plans are all structural dimensions in millimetre.

因住宅物業的較高樓層的結構牆的厚度遞減，較高樓層的內部面積，一般比較低樓層的內部面積稍大（不適用）。

以上平面圖中顯示之名詞及簡稱請參閱「期數的住宅物業的樓面平面圖」一節首頁。

備註：

- 樓面平面圖所列之尺寸為以毫米標示之建築結構尺寸。

Plantation Boulevard House 9 Plantation Boulevard 9 號洋房	Basement Floor 地庫	Ground Floor 地下	First Floor 一樓	Second Floor 二樓	Roof Floor 天台
The floor-to-floor height of the residential property (mm) 住宅物業的層與層之間的高度 (毫米)	4000, 4300	4200	3500	3225-4275	N/A
The thickness of the floor slabs (excluding plaster) of the residential property (mm) 住宅物業的樓板(不包括灰泥)的厚度 (毫米)	300, 400, 1000	150, 175, 200, 250	150, 175, 200, 250	150, 200, 225, 275	N/A

Description of Residential Property 住宅物業的描述	Saleable Area (Including balcony, utility platform and verandah, if any) sq.metre (sq.ft.) 實用面積 (包括露台, 工作平台及陽台(如有)) 平方米(平方呎)	Area of other specified items (Not included in the Saleable Area) sq. metre (sq.ft.) 其他指明項目的面積 (不計算入實用面積)平方米(平方呎)									
		Air-conditioning Plant Room 空調機房	Bay Window 窗台	Cockloft 閣樓	Flat Roof 平台	Garden 花園	Parking Space 停車位	Roof 天台	Stairhood 梯屋	Terrace 前庭	Yard 庭院
Plantation Boulevard House 1 Plantation Boulevard 1號洋房	568.748 (6122) (Balcony 露台: 5.000 (54)) (Utility Platform 工作平台: -(-)) (Verandah 陽台: -(-))	4.441 (48)	-	-	-	411.557 (4430)	36.023 (388)	4.950 (53)	-	-	47.464 (511)
Plantation Boulevard House 2 Plantation Boulevard 2號洋房	526.619 (5669) (Balcony 露台: 5.000 (54)) (Utility Platform 工作平台: -(-)) (Verandah 陽台: -(-))	4.000 (43)	-	-	-	71.838 (773)	41.977 (452)	5.175 (56)	-	-	40.000 (431)
Plantation Boulevard House 3 Plantation Boulevard 3號洋房	522.966 (5629) (Balcony 露台: 5.000 (54)) (Utility Platform 工作平台: -(-)) (Verandah 陽台: -(-))	4.087 (44)	-	-	-	72.754 (783)	42.198 (454)	5.175 (56)	-	-	52.572 (566)
Plantation Boulevard House 5 Plantation Boulevard 5號洋房	524.906 (5650) (Balcony 露台: 5.000 (54)) (Utility Platform 工作平台: -(-)) (Verandah 陽台: -(-))	4.023 (43)	-	-	-	72.250 (778)	42.124 (453)	5.175 (56)	-	-	49.350 (531)
Plantation Boulevard House 6 Plantation Boulevard 6號洋房	543.820 (5854) (Balcony 露台: 5.000 (54)) (Utility Platform 工作平台: -(-)) (Verandah 陽台: -(-))	4.088 (44)	-	-	-	72.281 (778)	42.206 (454)	5.175 (56)	-	-	47.394 (510)
Plantation Boulevard House 7 Plantation Boulevard 7號洋房	541.004 (5,823) (Balcony 露台: 5.000 (54)) (Utility Platform 工作平台: -(-)) (Verandah 陽台: -(-))	4.088 (44)	-	-	-	75.999 (818)	42.147 (454)	5.175 (56)	-	-	45.197 (487)
Plantation Boulevard House 8 Plantation Boulevard 8號洋房	537.153 (5782) (Balcony 露台: 5.000 (54)) (Utility Platform 工作平台: -(-)) (Verandah 陽台: -(-))	4.088 (44)	-	-	-	67.483 (726)	42.083 (453)	5.175 (56)	-	-	44.737 (482)
Plantation Boulevard House 9 Plantation Boulevard 9號洋房	512.175 (5513) (Balcony 露台: 4.905 (53)) (Utility Platform 工作平台: -(-)) (Verandah 陽台: -(-))	3.960 (43)	-	-	-	128.408 (1382)	42.167 (454)	4.950 (53)	-	-	50.796 (547)

1. The saleable area is calculated in accordance with Section 8 of the Residential Properties (First-hand Sales) Ordinance.
2. The floor areas of balcony, utility platform and verandah, if any, are calculated in accordance with Section 8 of the Residential Properties (First-hand Sales) Ordinance.
3. The areas of other specified items (not included in the saleable area) are calculated in accordance with Part 2 of Schedule 2 to the Residential Properties (First-hand Sales) Ordinance.

Notes:

The areas in square metres have been converted to square feet based on a conversion rate of 1 square metre = 10.764 square feet and rounded off to the nearest integer.

1. 實用面積是按《一手住宅物業銷售條例》第8條計算得出的。
2. 露台、工作平台及陽台(如有)之樓面面積是按《一手住宅物業銷售條例》第8條計算得出的。
3. 其他指明項目的面積(不計算入實用面積)是按《一手住宅物業銷售條例》附表2第2部計算得出的。

備註:

以平方呎列出的面積以1平方米=10.764平方呎換算,並以四捨五入至整數。

Basement Carpark Floor Plan 地庫停車位平面圖



-  BOUNDARY LINE OF DEVELOPMENT
發展項目的邊界線
-  RESIDENTIAL PARKING SPACE
住客停車位
-  VISITORS' (ACCESSIBLE) CARPARKING SPACE
訪客(暢通易達)停車位
-  OTHER PHASES OF THE DEVELOPMENT
其他發展項目期數

Numbers, Dimensions And Areas Of Parking Spaces
停車位數目、尺寸及面積

Category of Parking Space 停車位類別	House Number 洋房編號	Location 位置	Number 數目	Dimensions of each Parking Space (L x W)(m) 每個停車位之尺寸 (長 x 闊)(米)	Area of each Parking Space (sq.m.) 每個停車位之面積 (平方米)
Residential Parking Space 住客停車位	Plantation Boulevard House 1 Plantation Boulevard 1號洋房	Basement 地庫	2	5.0 x 2.5	12.5
	Plantation Boulevard House 2 Plantation Boulevard 2號洋房	Basement 地庫	2	5.0 x 2.5	12.5
	Plantation Boulevard House 3 Plantation Boulevard 3號洋房	Basement 地庫	2	5.0 x 2.5	12.5
	Plantation Boulevard House 5 Plantation Boulevard 5號洋房	Basement 地庫	2	5.0 x 2.5	12.5
	Plantation Boulevard House 6 Plantation Boulevard 6號洋房	Basement 地庫	2	5.0 x 2.5	12.5
	Plantation Boulevard House 7 Plantation Boulevard 7號洋房	Basement 地庫	2	5.0 x 2.5	12.5
	Plantation Boulevard House 8 Plantation Boulevard 8號洋房	Basement 地庫	2	5.0 x 2.5	12.5
	Plantation Boulevard House 9 Plantation Boulevard 9號洋房	Basement 地庫	2	5.0 x 2.5	12.5
Visitors' (Accessible) Carparking Space 訪客(暢通易達)停車位	N/A	Basement 地庫	1	5.0 x 3.5	17.5

- (a) A preliminary deposit of 5% of the purchase price is payable on the signing of the preliminary agreement for sale and purchase.
 - (b) The preliminary deposit paid by the purchaser on the signing of the preliminary agreement will be held by a firm of solicitors acting for the owner, as stakeholders.
 - (c) If the purchaser fails to execute the agreement for sale and purchase within 5 working days after the date on which the purchaser enters into that preliminary agreement—
 - (i) that preliminary agreement is terminated;
 - (ii) the preliminary deposit is forfeited; and
 - (iii) the owner does not have any further claim against the purchaser for the failure.
- (a) 在簽署臨時買賣合約時須支付款額為售價之5%的臨時訂金。
 - (b) 買方在簽署該臨時合約時支付的臨時訂金，會由代表擁有人行事的律師事務所以保證金保存人的身分持有。
 - (c) 如買方沒有於訂立該臨時合約的日期之後5個工作日內簽立買賣合約——
 - (i) 該臨時合約即告終止；
 - (ii) 有關的臨時訂金即予沒收；及
 - (iii) 擁有人不得就買方沒有簽立買賣合約而針對買方提出進一步申索。

1. Common Parts of the Phase

- (a) Common Parts means all areas, systems, equipment, facilities, machinery, fixtures, fittings, conduits or other matters in the Land (meaning the land on which the Development is constructed, and, where the context permits, shall include the Development thereon):
- (i) which are intended for the common use and benefit of different owners, occupiers, licensees or invitees of the Land or any part thereof;
 - (ii) as will fall within the definition of “common parts” in section 2 of the Building Management Ordinance (Cap. 344); or
 - (iii) which are from time to time designated by the Vendor to be Common Parts in accordance with the DMC.

These include certain entrance lobbies, staircases, lifts, recreational facilities, external walls, etc.

- (b) Common Parts are categorized into Development Common Parts (provided or installed for the common use and benefit of all owners, occupiers, licensees or invitees of different Houses in the Development), Lower Tier Common Parts (provided or installed for the common use and benefit of owners, occupiers, licensees or invitees of different Lower Tier Houses in the Development) and Upper Tier Common Parts (provided or installed for the common use and benefit of owners, occupiers, licensees or invitees of different Upper Tier Houses in the Development).
- (c) The owners may use the Common Parts for all purposes connected with the proper use and enjoyment of his Unit.
- (d) The owners may not convert any of the Common Parts to his own use or for his own benefit unless the approval of the Owners’ Committee has been obtained.
- (e) The owners may not obstruct the Common Parts nor do anything in or to the Common Parts which may be or become a nuisance to any other owner or occupiers of the Land or any neighbouring premises.
- (f) The owners may not alter the Common Parts or do anything which may, in the opinion of the Manager, interfere with or damage the Common Parts or adversely affect the normal functioning of the Common Parts.
- (g) The Manager has the full right and authority to control the Common Parts and to generally administer and manage the Common Parts. The Manager shall hold the Common Parts as trustee for all owners.

2. Number of Undivided Shares assigned to each residential property in the Phase

Undivided Shares are allocated to each residential property. They are set out in the table below.

Unit	No. of undivided shares allocated to each residential unit
Plantation Boulevard House 1 (inclusive of parking space nos. P1 and P2 of Plantation Boulevard House 1)	558
Plantation Boulevard House 2 (inclusive of parking space nos. P1 and P2 of Plantation Boulevard House 2)	477
Plantation Boulevard House 3 (inclusive of parking space nos. P1 and P2 of Plantation Boulevard House 3)	481
Plantation Boulevard House 5 (inclusive of parking space nos. P1 and P2 of Plantation Boulevard House 5)	481
Plantation Boulevard House 6 (inclusive of parking space nos. P1 and P2 of Plantation Boulevard House 6)	499
Plantation Boulevard House 7 (inclusive of parking space nos. P1 and P2 of Plantation Boulevard House 7)	497
Plantation Boulevard House 8 (inclusive of parking space nos. P1 and P2 of Plantation Boulevard House 8)	493
Plantation Boulevard House 9 (inclusive of parking space nos. P1 and P2 of Plantation Boulevard House 9)	470

3. Term of years for which the Manager of the Phase is appointed

The Manager will be appointed for an initial term of two years from the date of the Deed of Mutual Covenant and Management Agreement (“DMC”). The appointment of the Manager may be terminated according to the provisions of the DMC.

4. Basis on which the Management Expenses are shared among the owners of residential properties in the Phase

Each owner shall contribute towards the Management Expenses (which shall be the expenses, costs and charges necessarily and reasonably incurred in the management of the Development, and shall be based on the budget prepared by the Manager) (including the Manager’s Remuneration) of the Development in such manner, amount and proportion as provided in the DMC by reference to the Management Shares allocated to his Unit. In general:

- (a) the owners shall contribute towards the Management Expenses relating to the Development Common Parts in proportion to the Management Shares allocated to their Units;
- (b) the owners of Lower Tier Houses shall contribute towards the Management Expenses relating to the Lower Tier Common Parts in proportion to the Management Shares allocated to their Lower Tier Houses; and
- (c) the owners of Upper Tier Houses shall contribute towards the Management Expenses relating to the Upper Tier Common Parts in proportion to the Management Shares allocated to their Upper Tier Houses.

The number of Management Shares of a residential property is the same as the number of Undivided Shares allocated to that residential property. However, the total number of Undivided Shares in the Development is different from the total number of Management Shares in the Development. The total number of Management Shares in the Development is 10,030.

5. Basis on which the Management Fee Deposit is fixed

The amount of Management Fee Deposit is 3 months’ monthly management fee.

6. Area (if any) in the Phase retained by the owner (i.e. the Vendor) for its own use

There is no area in the Phase which is retained by the owner for that owner’s own use as referred to in section 14(2)(f), Part 1, Schedule 1 of Residential Properties (First-hand Sales) Ordinance.

發展項目的公用部分

(1) 發展項目大廈公約及管理協議（「公契」）訂明下列公用地方及公用設施：

(i) 「屋苑公用地方」包括入口堂、附屬地方、循環通道、行車道、斜坡、入口、出口、電錶房、錶房、通道、梯間、花槽、休憩地方及設施、訪客停車位、電訊廣播設備房、電力變壓房、高壓電配電室、低壓電錶房、通道、緊急車輛通道、梯間、整個屋苑的外牆和柵欄（不包括獨立屋的外牆和柵欄）、垃圾儲存及物料回收房、街道消防栓泵房及水缸、供公用範圍及康樂設施的機房、供道路擴闊結構的維修路徑、供安裝或使用天線廣播分發或電訊網絡設施的地方和包含屋苑公用設施的其他地方及空間及在屋苑中一個或多個部分為屋苑業主的共同使用和利益而設的其他地方及空間，惟在適當情況下，如(a)屋苑的任何部分為建築物管理條例第2條所列的「公用部分」定義的第(a)分段所涵蓋及/或(b)建築物管理條例附表1指明的任何部分並受建築物管理條例第2條所列的「公用部分」定義的第(b)分段所包括的任何部分，則該等部分都為以上的條文所涵蓋，該等部分須被視為納入並構成屋苑公用地方的一部分。僅為識別目的，屋苑公用地方於公契附圖則（其準確性經認可人士核實）中以綠色標示；但不包括屬於獨立屋的該等地方。

(ii) 「屋苑公用設施」包括為屋苑公用地方的使用、利益或服務而設的所有設備、設施及系統。在不局限上文的一般性的原則下，包括：

(iii) 賣方不時按照公契指定之公用部分。

上述包括若干入口大堂、樓梯、升降機、康樂設施、外牆等。

(b) 公用部分分為發展項目公用部分（提供或安裝給發展項目所有不同洋房業主、佔用人、被許可人或被邀請人共同使用與享用）、下排公用部分（提供或安裝給發展項目下排洋房業主、佔用人、被許可人或被邀請人共同使用與享用）及上排公用部分（提供或安裝給發展項目上排洋房業主、佔用人、被許可人或被邀請人共同使用與享用）。

(c) 業主有權為了正當使用與享用他的單位有關的一切目的使用公用部分。

(d) 除非已經取得業主委員會的批准，業主不得轉變任何公用部分供他個人使用或享用。

(e) 業主不得阻塞公用部分，亦不得在該等公用部分作出任何事情，以致可能或成為對該土地或任何毗鄰房產的任何其他業主或佔用人造成滋擾。

(f) 業主不得更改公用部分或作出任何事情，以致管理人認為會干涉或損壞公用部分或對公用部分的正常運作有不利影響。

(g) 管理人具有充分權利及授權控制公用部分和全面控制與管理公用部分。管理人須作為全體業主的受託人持有公用部分。

2. 分配予期數中各住宅物業的不分割份數的數目

期數中的各住宅物業配有不分割份數。詳細的分配狀況，請參閱下表。

單位	分配到每個住宅單位的不分割份數數目
Plantation Boulevard 1 號洋房 (包括停車位編號 P1 及 P2 於 1 號洋房)	558
Plantation Boulevard 2 號洋房 (包括停車位編號 P1 及 P2 於 2 號洋房)	477
Plantation Boulevard 3 號洋房 (包括停車位編號 P1 及 P2 於 3 號洋房)	481
Plantation Boulevard 5 號洋房 (包括停車位編號 P1 及 P2 於 5 號洋房)	481
Plantation Boulevard 6 號洋房 (包括停車位編號 P1 及 P2 於 6 號洋房)	499
Plantation Boulevard 7 號洋房 (包括停車位編號 P1 及 P2 於 7 號洋房)	497
Plantation Boulevard 8 號洋房 (包括停車位編號 P1 及 P2 於 8 號洋房)	493
Plantation Boulevard 9 號洋房 (包括停車位編號 P1 及 P2 於 9 號洋房)	470

3. 期數的管理人的委任年期

管理人的首屆任期為由公共契約暨管理協議（「公契」）簽署日期起計兩年。管理人的委任可按公契的條文終止。

4. 在期數中的住宅物業的擁有人之間分擔管理開支的基準

每名業主須根據其單位分配到的管理份數按公契指明的方式、金額及比例分擔發展項目的管理開支（指管理發展項目時必須地和合理地招致的支出、費用及收費，且須基於管理人擬定之預算）（包括管理人之酬金）。一般而言：

(a) 業主須按分配到其單位之管理份數之比例分擔有關發展項目公用部分之管理開支；

(b) 下排洋房業主須按分配到其下排洋房之管理份數之比例分擔有關下排公用部分之管理開支；及

(c) 上排洋房業主須按分配到其上排洋房之管理份數之比例分擔有關上排公用部分之管理開支。

每個住宅物業之管理份數相等於其獲分配之不分割份數，唯發展項目不分割份數總數與發展項目管理份數總數不同。發展項目之管理份數總數為10,030。

5. 計算管理費按金的基準

管理費按金相等於三個月之管理費。

6. 擁有人（即賣方）在期數中保留作自用的範圍（如有的話）

本期數並無《一手住宅物業銷售條例》附表1第1部第14(2)(f)條所提及之擁有人在發展項目中保留作自用的範圍。

1. The lot numbers of the land on which the Phase is situated
Section E of Rural Building Lot No.534, Section F of Rural Building Lot No.534 and The Remaining Portion of Rural Building Lot No.534 (the "Land").
2. The term of years under the lease
The term of years shall be 150 years from 1 January 1878.
3. The user restrictions applicable to that land
The Land shall not be used for any trade or business of a brazier, slaughterman, soap-maker, sugar-baker, fellmonger, melter of tallow, oilman, butcher, distiller, victualler or tavern-keeper, blacksmith, nightman, scavenger or any other noisy, noisome or offensive trade or business whatever without the previous licence of the Government.
4. The facilities that are required to be constructed and provided for the Government, or for public use
Roads or paths on those portions of the "CROWN RESERVE" ("the Reserve Area") coloured green on the plan annexed to the Land Grant and thereon marked "RIGHT OF WAY" ("the Green Area") constructed at such time or times and in such manner as the Director of Public Works ("the said Director") may direct.
5. The grantee's obligations to lay, form or landscape any areas, or to construct or maintain any structures or facilities, within or outside that land:
 - (a) The grantee will obtain the special approval of the Building Authority to the design of the exterior elevations and the dispositions and height of any building erected to be erected on the Land.
 - (b) The Land is granted subject to a free and uninterrupted right of way for the grantee, its tenants, servants, visitors, workmen and other persons authorised by the grantee in that behalf from time to time during the continuance of the grant for all purposes connected with the proper use and enjoyment of the Land to pass and repass on, along, over, by and through the Green Area.
 - (c) The grantee will construct roads or paths on the Green Area at such time or times and in such manner as the said Director may direct. The grantee will uphold, maintain and repair such roads or paths and everything forming portion of or appertaining thereto to the satisfaction of the said Director and will be responsible for the whole as if the grantee were absolute owner thereof. The grantee will not make any claim or demand of any kind whatsoever against the Government or its officers in respect of any alteration to the Government roads or paths to which rights of way granted in the Land Grant give access which may absorb a portion thereof or affect the gradient thereof or make necessary any alteration thereto which alteration shall be carried out by the grantee at its own expense.
 - (d) The grantee shall not have an exclusive right to pass and repass on, along and over the Green Area. The Government shall have the right at any time to grant to the lessee of other lots in the vicinity a like right and shall have the right at any time to resume, enter into and retake possession of and rescind all rights of and in the whole or any portion of the Green Area for the purpose of public roads, anything contained in the Land Grant to the contrary notwithstanding, without payment of any compensation to the grantee or other lessees to whom right-of-way over the whole or any portions of the Green Area shall have been granted.
 - (e) The Reserve Area may be used for such purpose(s) as the Government may think fit and same may for such purpose(s) be cut away or filled in or the level thereof be altered. The grantee shall be responsible for maintenance of the ground walls and banks of the Reserve Area but in the event of any such cutting away, filling in or levelling, the Government will erect or re-erect and the grantee shall afterwards maintain such suitable retaining walls and banks as are necessary on account thereof for the continued support of the buildings and banks on the Land.
 - (f) The grantee shall and will, when, where and as often as need or occasion shall be and require, at its own proper costs and charges, well and sufficiently repair, uphold, support, maintain, pave, purge, scour, cleanse, empty, amend and keep the messuage(s) or tenement(s) and all other erections and buildings standing upon the Land, and all the walls, banks, cuttings, hedges, ditches, rails, lights, pavements, privies, sinks, drains and watercourses thereunto belonging, and which shall in any-wise belong or appertain unto the same in, by and with all and all manner of needful and necessary reparations, cleansings and amendments whatsoever, the whole to be done to the satisfaction of the said Director.
 - (g) The grantee will construct to the satisfaction of the said Director such drains and channels as the said Director may consider necessary to intercept and carry off storm water falling on or flowing on to the Land and will be solely liable for and will indemnify the Government and its officers from and against all actions, claims and demands whatsoever arising out of any damage or nuisance caused or alleged to be caused by such storm water and will at all times during the continuance of the grant remain responsible for the maintenance and repair of such drains and channels whether within the boundaries of the Land or on Government land. The grantee will not interfere with any with any existing drain, water-way or nullah within or adjoining the Land or have any right to the water therein. In the event of any damage or obstruction caused to any nullah, sewer, storm-water drain, watermain or other properties belonging to the Government within or adjoining the Land by the grantee, its servants or agents which shall be made good by the Government, the grantee will pay on demand any sum due in respect thereof. The grantee will pay to the Government on demand the cost of connecting any drains or sewers from the Land to the storm-water drains or sewers belonging to the Government and the grantee will not make any claim or demand of any kind whatsoever against the Government and its officers in respect of any work done by the said Director with regard to such connection.
6. The lease conditions that are onerous to a purchaser
 - (a) The Government has reserved rights to mines, minerals, mineral oils and quarries of stone in, under and upon the Land and all such earth, soil, marl, clay, chalk, brick-earth, gravel, sand, stone and stones, and other earths or materials, which at the time of the Land Grant or thereafter during the continuance of the grant, shall be under or upon the Land or any part or parts thereof as the Government may require for the roads, public buildings or other public purposes of Hong Kong, with full liberty to enter at reasonable times in the day during the continuance of the grant the Land to view, dig for, convert and carry away such things thereby doing as little damage as possible to the Land.
 - (b) The Government has also reserved the power to make and conduct in, through and under the Land all and any public or common sewers, drains or watercourses.
 - (c) The grantee will as often as need shall require bear, pay and allow a reasonable share and proportion for and towards the costs and charges of making, building, repairing and amending all or any roads, pavements, channels, fences and party-walls, draughts, private or public sewers and drains requisite for, or in, or belonging to the Land or any part thereof, in common with other premises near or adjoining thereto.
 - (d) The Government may, twice or oftener in every year, at all reasonable times in the day, enter into and upon the Land to view, search and see the condition of the same and of all decays, defects and wants of reparation and amendment and may issue notice in writing requiring the grantee to repair and amend the same within three calendar months.
 - (e) In case of the breach or non-performance of any covenant and condition on the part of the grantee to be performed in the Land Grant or a failure to pay the Government Rent by the grantee, it shall be lawful for the Government to re-enter, repossess and enjoy the Land or any part thereof and expel the grantee and occupiers of the Land.
 - (f) The Government has the power to resume, enter into and re-take possession of the Land or any part thereof if required for the improvement of Hong Kong or any other public purpose whatsoever, three calendar months' notice being given to the grantee of its being so required and a full and fair compensation for the Land and the buildings thereon being paid to the grantee at a valuation to be fairly and impartially made by the said Director.
 - (g) No sewage or refuse water will be allowed to flow from the Land on to any adjoining land or road; neither shall any decaying, noisome, noxious, excrementitious or other refuse matter be deposited on the Land; and no excavated earth shall be deposited on the Land nor on Government land or other land adjoining thereto in such manner as shall expose the slopes of such excavated earth to be eroded and washed down by rain, and all such slopes shall be properly turfed and, if necessary, secured by means of masonry walls. The grantee will remove all refuse matters daily from the Land.

- (h) Where any cutting away, removal or setting back of adjoining, adjacent or nearby hillside or banks or any building up or filling in is required for the purpose of or in connection with the formation, levelling and development of the Land or any part thereof, the grantee shall construct or bear the cost of the construction of such retaining walls or other support as shall and may at any time be necessary to protect and support such hillside and banks and the Land itself and to obviate and prevent any falling away, landslips or subsidence occurring thereafter and will at all times maintain the said retaining walls or other support in good and substantial repair and condition. In the event of any landslide, subsidence or falling away occurring at any time whether in or from adjoining hillside or banks or in or from the Land as a result of any default by the grantee under this covenant, the grantee shall at his own expense reinstate and make good the same, and indemnify the Government from and against all costs, charges, damages, demands and claims whatsoever which shall or made be suffered or incurred through or by reason thereof. The grantee will if required by the said Director so to do by notice in writing carry out such construction and/or maintenance or reinstate and make good any falling away, landslide or subsidence. If the grantee shall neglect or fail to comply with such notice within the period specified therein, the said Director may forthwith execute and carry out the same and the grantee shall on demand repay to the Government the cost thereof.
- (i) In the event of spoil or debris from the site or from other areas affected by the development of the Land being eroded and washed down on to public lanes or roads or into road-culverts, sewers, storm-water drains or nullahs, the grantee will pay to the Government on demand such sum as may be demanded by it to cover the cost of removal of spoil or debris from or of making good any damage caused thereby to the public lanes or roads or road-culverts, sewers, storm-water drains or nullahs or other properties belonging to the Government, and will also indemnify the Government and its officers from and against all actions, claims and demands arising out of any damage or nuisance to private property caused by such erosion or washing down.
- (j) No water from the mains belonging to the Government will be used for flushing purposes upon any portion of the Land without written consent of the said Director.
- (k) The grantee will pay to the Government on demand any sum which the said Director shall certify to be the cost of making good any damage to Plantation Road by the grantee, its contractors or sub-contractors, or its or their vehicles, or by any spoil from the Land.
- (l) See paragraph 5.

Note: The expression "grantee" as mentioned in this section means the grantee under the Land Grant and where the context admits or requires includes its assigns.

1. 期數所位於的土地的地段編號
E分段、鄉郊建屋地段第534號F分段及鄉郊建屋地段第534號餘段（「土地」）。
2. 有關租契規定的年期
由1878年1月1日起計150年。
3. 適用於該土地的用途限制
未經政府事先許可，土地不得用作任何銅匠、屠宰、肥皂製造、製糖、獸皮、溶脂、油料、售肉、釀酒、食物供應或旅館、打鐵、淘糞、垃圾清理的行業或業務或任何其他產生噪音、發出惡臭或令人厭惡的行業或業務。
4. 按規定須興建並提供予政府或供公眾使用的設施
於批地文件所夾附的圖則上之「CROWN RESERVE」部分（「預留範圍」）中以綠色顯示及以「RIGHT OF WAY」標示部分（「綠色範圍」）以工務署署長（「上述署長」）指示之時間及方式建造之道路及小徑。
5. 有關承授人在該土地內外鋪設、塑造或作環境美化的任何範圍，或興建或維持任何構築物或設施的責任
 - (a) 承授人須獲得建築事務監督對土地上任何已建或擬建建築物之外部立面設計、規劃及高度之特別批准。
 - (b) 土地之批出受制於承授人、其租客、受僱人、訪客、工人及獲承授人授權之其他人士以該身份於批地存續時不時為與正當使用及享用土地有關之所有目的，行使免費及無間斷權利於綠色範圍之上、其沿路、其上、其旁和穿越通過及再通過。
 - (c) 承授人須於綠色範圍以上述署長指示之時間及方式，自費建造道路及小徑。承授人須維護、維持及維修該等道路或小徑及其所有構成或附屬部分，致使上述署長滿意，承授人並須如業主般負責其全部。就因政府對通往批地文件授予通行權部分之政府道路或小徑之改動而佔用通行權一部分、或影響其斜度、或承授人須對其自費進行必需之改動，承授人不得針對政府或其官員提出任何申索或索求。
 - (d) 承授人並非擁有於綠色範圍之上、其沿路、其上通過及再通過之專有權。政府保留權利於任何時間於綠色範圍授予附近其他土地之承租人以相同權利。政府保留權利於任何時間收回、進入及重新管有整個綠色範圍或其任何部分，及撤銷對整個綠色範圍或其任何部分所有權利，以用作公共道路，儘管批地文件條文另有相反規定，不須對承授人或已獲授予整個或部分綠色範圍通行權之其他承租人繳付任何補償。
 - (e) 預留範圍可用作政府認為合適的用途，為此用途可削去、填土或改動預留範圍之高度。承授人須負責保養預留範圍之地面牆壁及土堤，惟若需要進行削去、填土或改動高度，將由政府進行搭建或再搭建工程，之後承授人須保養該處必須之合適護土牆及土堤，以繼續支持土地上之建築物及土堤。
 - (f) 承授人須按需要及於有需要時，自費妥善及充分地透過所有和所有形式之所需和必須之維修、清洗及改善以維修、維護、支持、保養、鋪設、清除、沖刷、清洗、清空、改善及維持土地上之院宅或物業及所有其他搭建物或建築物，及屬於和以任何形式附屬於該等院宅或物業及所有其他搭建物或建築物之牆壁、土堤、路塹、籬笆、溝渠、軌道、照明、行人道、廁所、水槽、排水渠及水道，致使上述署長滿意。
 - (g) 承授人須建造上述署長認為有需要的排水渠及渠道，以截流並排送落在或流經土地上的雨水；且承授人須就任何因該等雨水造成或聲稱造成的任何損壞或滋擾所引致的所有訴訟、申索及索求，自行負責並彌償政府及其官員。承授人須於批地存續時所有時間自費負責保養及維修該等排水渠及渠道（不論是否位於土地範圍內或政府土地上）。承授人不得干擾任何土地內或毗連土地之現存排水渠、水道或溝渠，且對其內之水沒有任何權利。倘若任何因承授人、其受僱人或代理導致任何於土地內或毗連土地之任何溝渠、污水渠、雨水渠、水管或其他政府財產損壞或阻礙，政府可進行修復，而承授人須應要求向政府繳付上述工程之費用。承授人須應要求向政府繳付連接土地之任何排水渠或污水渠與政府雨水渠或污水渠之工程費用；且就上述署長進行該等連接工程承授人不得針對政府及其官員提出任何申索或索求。
6. 對買方造成負擔的租用條件
 - (a) 政府已就土地之內、之下及之上的礦產、礦物、礦油、石礦及所有於批地文件發出之時或其後於批地存續時在土地或任何部分之下或之上、可能為道路、公共建築或其他香港之公共目的所需的土壤、泥土、泥灰岩、黏土、白堊、製磚土、礫石、砂、石頭及石堆、及其他土料或材料保留權利，並有權充分自由於批地存續時日間內的合理時間進入土地以視察、挖掘、轉用及移走該等事物，唯須對土地造成盡可能少的損害。
 - (b) 政府亦保留權力，於土地內、穿過土地及土地下加置及接駁所有及任何公共或公用排污渠、排水渠或水道。
 - (c) 若有需要，承授人須負擔、支付及備款支付加置、興建、維修及改善處於、屬於土地或其任何部分或為其所需而與附近或毗連範圍共用的所有或任何道路、行人路、渠道、圍欄及共用牆、通風道、私人或公共排污渠及排水渠的支出和收費的合理分攤。
 - (d) 政府可每年兩次或以上於日間內的任何合理時間進入土地以視察、搜索及檢查土地的狀況及所有變化、缺陷、失修及缺乏改善之處，並可發出書面通知，要求承授人於三個公曆月內修理及改善之。
 - (e) 承授人若違反或不履行批地文件內其須履行之契諾或條件，或未能繳付地租，政府可合法重收、重新管有及享用土地或其任何部分及逐出承授人及土地的佔用人。
 - (f) 如為改善香港或其他公共目的所需，經發出三個公曆月的通知予承授人及就土地及其上之建築物支付由上述署長公平及公正地評定的充分和公平賠償予承授人，政府有權收回、進入及重新管有土地或其任何部分。
 - (g) 承授人不得讓污水或廢水從土地流進任何毗連的土地或道路，或不得讓任何腐壞、惡臭、有毒的物質、排泄物或其他廢物棄置在土地上；且不得將任何挖出的泥土棄置在土地或毗連的政府土地或其他毗連土地，而棄置方式會使該挖出的泥土之斜坡暴露令其被雨水侵蝕及沖走，且須於該等斜坡妥為植草及（如需要）將該斜坡以鋪砌石牆之方式加以鞏固，承授人並每日把所有廢物移離土地。
 - (h) 若任何毗連、毗鄰或鄰近之山坡或土堤需削去、清除或後移，或進行任何堆土或填土，而其目的是為承授人進行開拓、平整及發展土地或其任何部分，承授人須自費進行及建造該等於當時或其後有需要之護土牆或其他支撐工程，以保護及支持山坡及土堤及土地，及排除及預防其後發生的任何泥土剝落、泥石傾瀉或土地下陷。承授人須於所有時間保養上述護土牆或其他支撐，使其處於修葺良好堅固的狀態。倘若於任何時間根據本契諾因承授人之任何失責而導致或引起任何泥土剝落、泥石傾瀉或土地下陷，不論是否於或自毗連之山坡或土堤、或於或自土地，承授人須自費還原和修復，並須就通過或由於該等泥土剝落、泥石傾瀉或土地下陷而將會或可能造成、蒙受或招致的任何費用、收費、損害賠償、索求及申索彌償政府。承授人須應上述署長書面通知要求進行興建及/或保養工程，或還原和修復任何泥土剝落、泥石傾瀉或土地下陷。如承授人忽略或未能在指明期限內遵行該通知，上述署長可立即執行和進行任何有需要的工程，而承授人須應要求向政府償還該工程的費用。

- (i) 倘若由土地或其他受開發土地影響範圍的廢土或瓦礫遭侵蝕及沖洗在公共巷徑或道路上，或路旁暗渠、污水渠、雨水渠或溝渠，承授人須應要求向政府繳付其要求之款項，以支付移除在公共巷徑或道路，或路旁暗渠、污水渠、雨水渠或溝渠或其他政府財產之廢土或瓦礫或修復因其引致的任何損害之費用。承授人須就該等侵蝕或沖洗對私人財產造成的任何損壞或滋擾所引致的一切訴訟、申索及索求彌償政府及其官員。
- (j) 除非經上述署長事先書面許可，政府供水不得於土地上任何部分用作沖廁用途。
- (k) 承授人須應要求向政府繳付一筆款項，數額由上述署長核證為由承授人、其承辦商或分判商、或其車輛、或由土地之任何破壞，而對種植道造成任何損壞之修復費用。
- (l) 見第5段。

註：本節中提述「承授人」一詞，指根據批地文件中的承授人和如文意允許或要求，包括其承讓人。

1. Description of any facilities that are required under the land grant to be constructed and provided for the Government, or for public use

Roads or paths on those portions of the “CROWN RESERVE” (“the Reserve Area”) coloured green on the plan annexed to the Land Grant and thereon marked “RIGHT OF WAY” (“the Green Area”) constructed at such time or times and in such manner as the Director of Public Works (“the said Director”) may direct.

2. Description of any facilities that are required under the land grant to be managed, operated or maintained for public use at the expense of the owners of the residential properties in the Phase

(a) See 1 above.

(b) Ground walls and banks of the Reserve Area.

3. Size of any open space that is required under the land grant to be managed, operated or maintained for public use at the expense of the owners of the residential properties in the phase

Not applicable.

4. Description of any part of the land (on which the Phase is situated) that is dedicated to the public for the purposes of regulation 22(1) of the Building (Planning) Regulations (Cap.123 sub. leg. F)

Not applicable.

5. Plan(s) showing locations of the facilities mentioned in 1 and 2 (if any), open spaces mentioned in 3 (if any) and those parts of the land mentioned in 4 (if any)

See the plan below in this section.

6. General public’s right to use

In relation to any of those facilities and open spaces, and those parts of the land, mentioned in paragraphs 1, 2, 3 and 4 above that are for public use, the general public has the right to use the facilities or open spaces, or the parts of the land, in accordance with the land grant or the deed of dedication (as the case may be).

7. Management, operation and maintenance

The facilities mentioned in 2 and open spaces mentioned in 3 (if any) are required to be managed, operated or maintained at the expense of the owners of the residential properties in the Development, and those owners are required to meet a proportion of the expense of managing, operating or maintaining those facilities or open spaces (if any) through the management expenses apportioned to the residential properties concerned.

8. Provisions of the land grant and the deed of dedication (if applicable), and of the deed of mutual covenant in respect of the Phase that concern the facilities mentioned in 1 or 2 and open spaces mentioned in 3 (if any), and those parts of the land mentioned in 4 (if any).

(a) Land Grant

“[the said Lessee] will construct roads or paths on those portions of Crown Reserve coloured green on the said plan at such time or times and in such manner as the said Director may direct and will uphold maintain and repair such roads or paths and everything forming portion of or appertaining thereto the satisfaction of the said Director and will be responsible for the whole as if the said Lessee were absolute owner thereof and will not make any claim or demand of any kind whatsoever against His said Majesty or His Officers in respect of any alteration to the Government roads or paths to which rights of way hereinbefore granted give access which may absorb a portion thereof or affect the gradient thereof or make necessary any alteration thereto which alteration shall be carried out by the said Lessee at its own expense...”

“It is hereby further agreed and declared that the pieces of ground marked Crown Reserve on the said plan may be used for such purpose or purposes as His said Majesty may think fit and same may for such purpose or purposes be cut away or filled in or the level thereof be altered and that the said Lessee shall be responsible for maintenance of the ground walls and banks marked Crown Reserve as aforesaid but in any event of any such cutting away filling in or levelling His said Majesty’s Government will erect or re-erect and the said Lessee shall afterwards maintain such suitable retaining walls and banks as are necessary on account thereof for

the continued support of the buildings and banks on the said demised premises.”

(b) Deed of Mutual Covenant

Clause 1

““Off-site Structures” means the those parts of Government land marked as “CROWN RESERVE” on the plan annexed to the Land Grant together with any structures erected or to be erected thereon, and for the avoidance of doubt the expression shall include those areas coloured green on the plan annexed to the Land Grant”;

Clause 10.1(h)

“Management Expenses. Management Expenses shall be the expenses, costs and charges necessarily and reasonably incurred in the management of the Land under this Deed including (without limitation) the following:

(h) all expenses in relation to the Off-site Structures;”

Clause 10.4(a)

“Special Fund.

(a) The Manager shall establish and maintain as trustee for all Owners one Special Fund to provide for expenditure of a capital nature or of a kind not expected by it to be incurred annually including expenses for the renovation, improvement and repair of the Common Parts or the Off-site Structures, the purchase, setting up, replacement, improvement and addition of installations, systems, equipment, tools, plant and machineries for the Common Parts or the Off-site Structures and the costs of relevant investigation works and professional services and the expense of preparing the revised Schedule 9 and/or the revised W&I Maintenance Manual under Clause 14.11 (in this Clause 10.4, the “Non-Recurrent Expenditure”).”

Schedule 7, paragraph 2

“Insurance.

[The Manager shall have the power]

(a) Subject to the direction of the Owners’ Corporation (if formed), to insure on such terms as the Manager may determine:

(i) the Common Parts, the Off-site Structures and the Slope Structures in their full new reinstatement values in respect of loss or damage by fire or other risks; and

(ii) the Owners and the Manager in respect of such public, third party and occupier’s liability, employer’s liability in respect of employees employed within or exclusively in connection with the management of the Land, and other risks and liabilities (including risks and liabilities arising from the Off-site Structures) as the Manager may decide in such amounts as the Manager deems fit,

with some reputable insurance company as comprehensively as reasonably and commercially possible in the name of the Manager and for and on behalf of the Owners according to their respective interests and to pay all premia required to keep such insurance policies in force. Such insurance could be a block insurance for the entire Development including areas which are not Common Parts.

(b) Subject to Clause 13.1, to pay out or apply all insurance money, compensation or damages recovered by the Manager in respect of any damage or loss to any Common Parts, the Off-site Structures or the Slope Structures in the repair, rebuilding or reinstatement of that part of the Common Parts, the Off-site Structures or (as the case may be) the Slope Structures.”

Schedule 7, paragraph 4(c)

“Control and operation and administration of Common Parts.

(c) [The Manager shall have the power] [t]o comply with and ensure compliance with all laws and provisions of the Land Grant which are applicable to the Common Parts, the Land as a whole or the Off-site Structures.”

1. 對根據批地文件規定須興建並提供予政府或供公眾使用的任何設施的描述

於批地文件所夾附的圖則上之「CROWN RESERVE」部分（「預留範圍」）中以綠色顯示及以「RIGHT OF WAY」標示部分（「綠色範圍」）以工務署署長（「上述署長」）指示之時間及方式建造之道路及小徑。

2. 對根據批地文件規定須由期數中的住宅物業的擁有人出資管理、營運或維持以供公眾使用的任何設施的描述

- (a) 見上文第1段。
(b) 預留範圍之地面牆壁及土堤。

3. 根據批地文件規定須由期數中的住宅物業的擁有人出資管理、營運或維持以供公眾使用的任何休憩用地的大小

不適用。

4. 期數所位於的土地中為施行《建築物（規劃）規例》（第123章，附屬法例F）第22(1)條而撥供公眾用途的任何部分的描述

不適用。

5. 顯示第1及2段所提及之設施、第3段所提及之休憩用地（如有）及第4段所提及之土地中的該等部分（如有）之圖則

見本節內之圖則。

6. 公眾之使用權

就上文第 1、2、3 及 4 段所提及供公眾使用的任何該等設施及休憩用地，及該土地中的該等部分，公眾有權按照批地文件或撥出私人地方供公眾使用的契據（視屬何情況而定）使用該等設施或休憩用地，或該土地中的該等部分。

7. 管理、營運及維持

第2段所提及之設施、第3段所提及之休憩用地（如有）按規定須由發展項目中的住宅物業的擁有人出資管理、營運或維持。該等擁有人按規定須以由有關住宅物業分攤的管理開支，應付管理、營運或維持該等設施或休憩用地（如有）的部分開支。

8. 批地文件、撥出私人地方供公眾使用的契據(如有)及期數公契中關於第 1 及 2 段所提及之設施、第 3 段所提及之休憩用地(如有)及第4段所提及之土地中的該等部分(如有)的條文**(a) 批地文件**

「[承授人]須於上述圖則以綠色顯示之部分「Crown Reserve」以上述署長指示之時間及方式，自費建造道路及小徑，並須維護、維持及維修該等道路或小徑及其所有構成或附屬部分，致使上述署長滿意，承授人並須如業主般負責其全部。就因對通往批地文件授予通行權部分之政府道路或小徑之改動而佔用通行權一部分、或影響其斜度、或承授人須對其自費進行必需之改動，承授人不得針對國王陛下或其官員提出任何申索或索求。」

「在此進一步同意及聲明於上述圖則標示為「Crown Reserve」之部分土地可用作國王陛下認為合適的用途，為此用途可削去、填土或改動該部分之高度。承授人須負責保養如上述標示為「Crown Reserve」之地面牆壁及土堤，惟若需要進行削去、填土或改動高度，將由國王陛下之政府進行搭建或再搭建工程，之後承授人須保養該處必須之合適護土牆及土堤，以繼續支持土地上之建築物及土堤。」

**(b) 公契
第1條**

「「土地外構築物」指在批地文件附夾圖則上以「CROWN RESERVE」標示之部分政府土地，並連同任何在其上搭建或將搭建之構築物，而為免生疑，此詞亦包括該等在批地文件附夾圖則上以綠色顯示之部分。」

第10.1(h)條

「管理開支管理開支須是按本公契規定管理該土地所必要及合理招致的開支、費用和收費，包括（但不限於）以下各項：

.....

(h) 所有與土地外構築物有關之開支；」

第10.4(a)條

「特別基金

- (a) 管理人須以受托人身份為全體業主設立和維持一項特別基金，用於支付資本性質或他未有預期每年發生的開支，包括但不限於修復、改善、維修公用部分或土地外構築物；購買、設立、更換、改善、增加公用部分土地外構築物的裝置、系統、設備、工具、機械及機器和有關勘察工程及專業服務的費用及按第14.11條編製修訂第九附表及/或修訂工程及設施的保養手冊的開支（在本第10.4條中稱為「非經常性開支」）。

附表7第2段

「保險

[管理人有權：]

- (a) 除業主立案法團（如已成立）指示外，按管理人決定之條款作以下投保：

(i) 公用部分、土地外構築物及斜坡構築物的火險或其他風險保險，保險金額為十足全新重置價值；及

(ii) 為業主和管理人投購公共責任保險、第三者責任保險及佔用人責任保險、為聘請專門管理該土地的僱員投購僱主責任保險、及管理人合理地決定的其他風險和責任(包括因土地外構築物引起之風險和責任)，保險價值為管理人合理地認為合適者，

上述保險須以管理人的名義代表業主按其各自的權益向信譽卓著的保險公司投購，保險亦須盡合理及商業上可能全面，管理人有權支付一切需要的保險費，以保持該等保險生效。該等保險可以是為整個發展項目（包括不屬於公用部分的區域）購買的集體保險。

- (b) 除第13.1條另有規定外，用管理人對任何公用部分、土地外構築物或斜坡構築物的損害或損失追討得到的一切保險賠償金、補償或損害賠償用於維修、重建或修復該等公用部分、土地外構築物或（視情況而定）斜坡構築物的部分。」

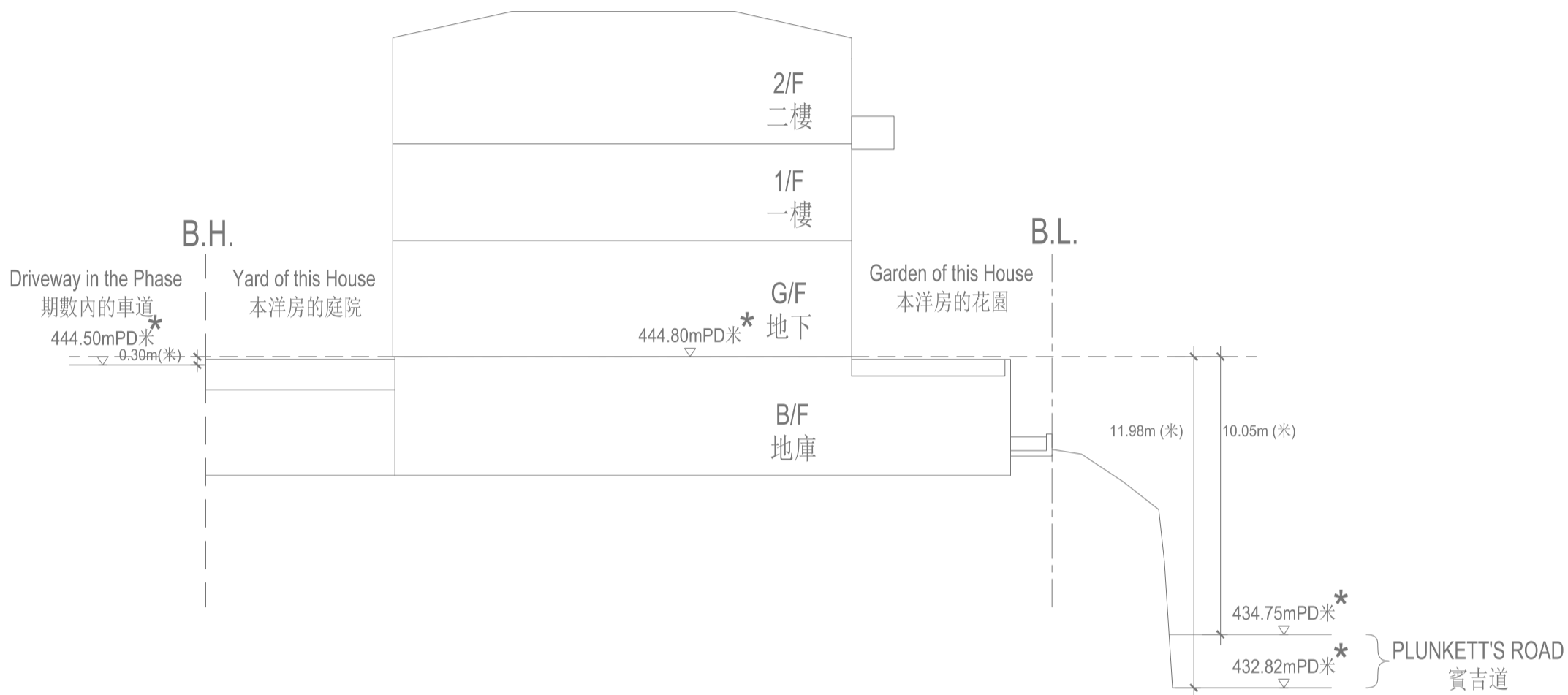
附表7第4(c)段

「公用部分之管制及運作及行政

- (c) [管理人有權]遵行適用於公用部分、土地整體或土地外構築物之所有法律及批地文件條款，及確保該等法律及批地文件條款得以遵行。」

1. The purchaser is recommended to instruct a separate firm of solicitors (other than that acting for the owner) to act for the purchaser in relation to the transaction.
 2. If the purchaser instructs such separate firm of solicitors to act for the purchaser in relation to the transaction, that firm will be able to give independent advice to the purchaser.
 3. If the purchaser instructs the firm of solicitors acting for the owner to act for the purchaser as well, and a conflict of interest arises between the owner and the purchaser:
 - (i) that firm may not be able to protect the purchaser's interests; and
 - (ii) the purchaser may have to instruct a separate firm of solicitors.
 4. In the case of paragraph (3)(ii), the total solicitors' fees payable by the purchaser may be higher than the fees that would have been payable if the purchaser had instructed a separate firm of solicitors in the first place.
1. 現建議買方聘用一間獨立的律師事務所（代表擁有人行事者除外），以在交易中代表買方行事。
 2. 如買方聘用上述的獨立的律師事務所，以在交易中代表買方行事，該律師事務所將會能夠向買方提供獨立意見。
 3. 如買方聘用代表擁有人行事的律師事務所同時代表買方行事，而擁有人與買方之間出現利益衝突：
 - (i) 該律師事務所可能不能夠保障買方的利益；及
 - (ii) 買方可能要聘用一間獨立的律師事務所。
 4. 如屬(3)(ii)段的情況，買方須支付的律師費用總數，可能高於如買方自一開始即聘用一間獨立的律師事務所便須支付的費用。

Plantation Boulevard House 1 Plantation Boulevard 1 號洋房



Cross-Section Plan A
橫截面圖 A

The part of Plunkett's Road adjacent to the building is 432.82 to 434.75 meters above the Hong Kong Principal Datum

The part of driveway adjacent to the building is 444.50 meters above the Hong Kong Principal Datum

— — — Dotted line denotes lowest residential floor
△ or ▽ donates height (in metres) above the Hong Kong Principal Datum

B.L. = Boundary Line of the Lot
B.H. = Boundary Line of this House

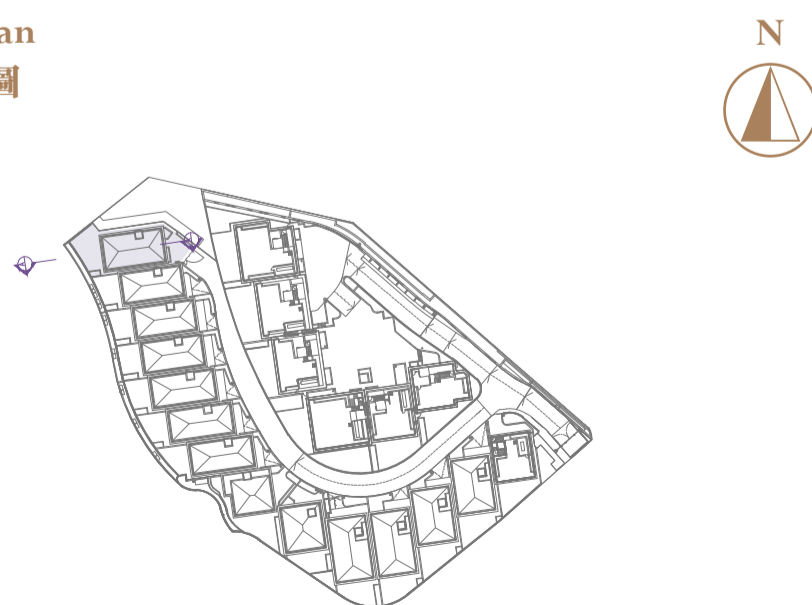
* Height (in meters) above the Hong Kong Principal Datum

毗連建築物的一段賓吉道為香港主水平基準以上432.82米至434.75米
毗連建築物的一段車道為香港主水平基準以上444.50米

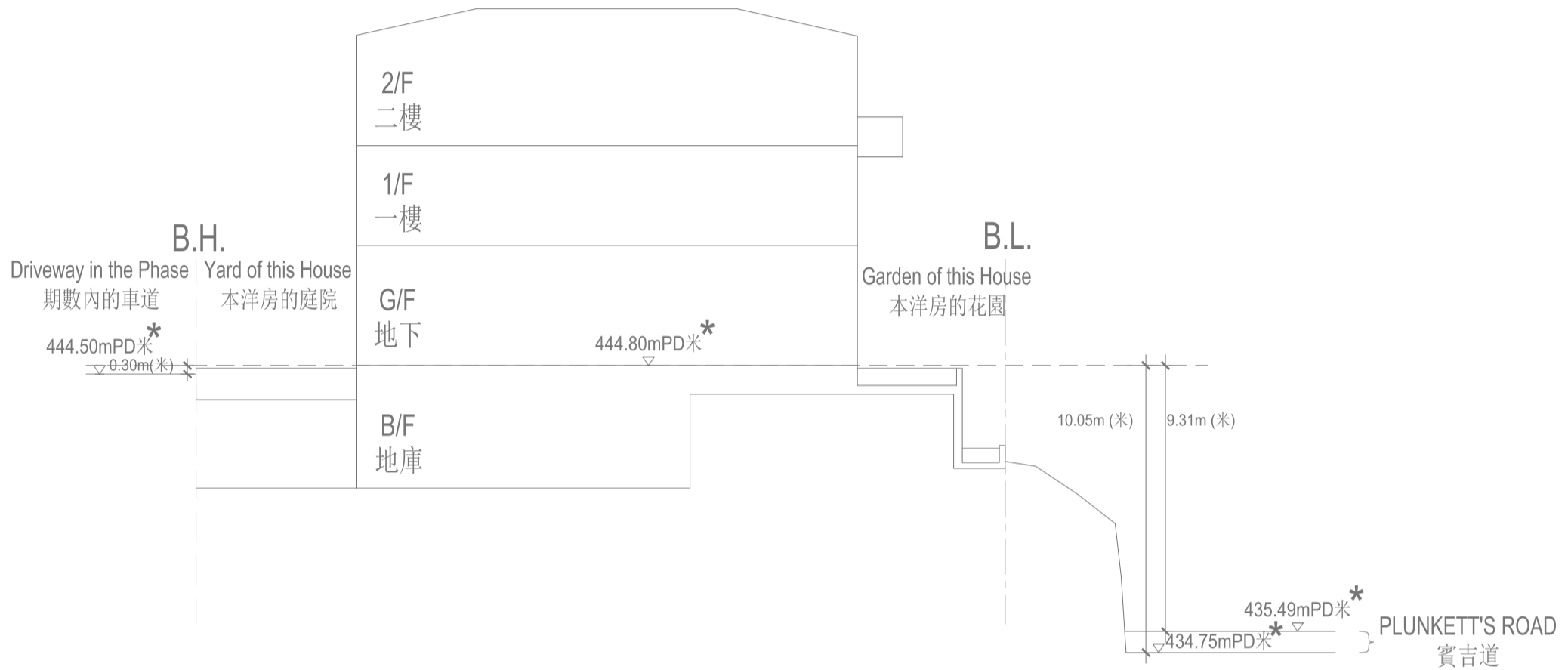
— — — 虛線為最底住宅樓層水平
△或▽ 代表香港水平基準以上的高度(米)

B.L. = 本地段的界線
B.H. = 本洋房的界線
* 香港主水平基準以上高度(米)

Key Plan
索引圖



Plantation Boulevard House 2 Plantation Boulevard 2 號洋房



Cross-Section Plan A 橫截面圖A

The part of Plunkett's Road adjacent to the building is 434.75 to 435.49 meters above the Hong Kong Principal Datum

The part of driveway adjacent to the building is 444.50 meters above the Hong Kong Principal Datum

— — — Dotted line denotes lowest residential floor
△ or ▽ donates height (in metres) above the Hong Kong Principal Datum

B.L. = Boundary Line of the Lot
B.H. = Boundary Line of this House
* Height (in meters) above the Hong Kong Principal Datum

毗連建築物的一段賓吉道為香港主水平基準以上434.75米至435.49米
毗連建築物的一段車道為香港主水平基準以上444.50米

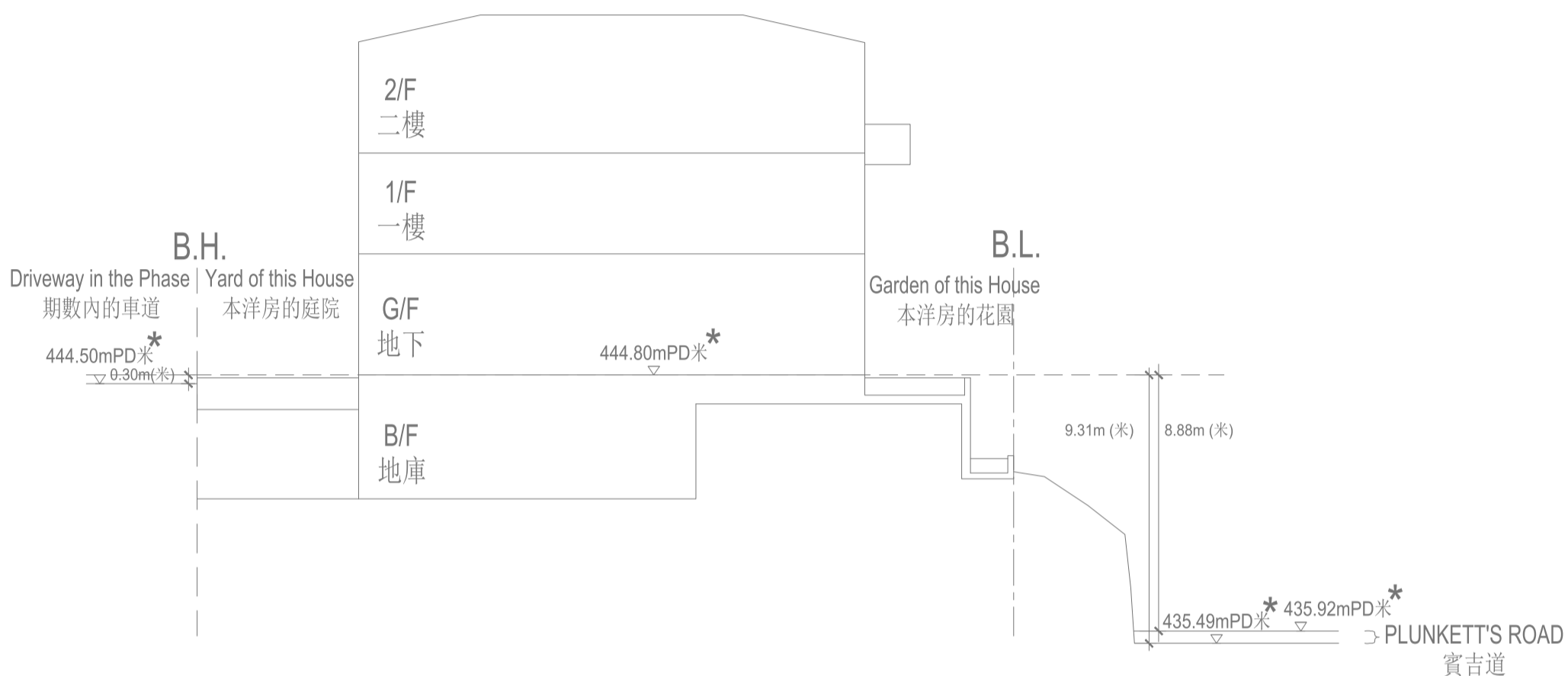
— — — 虛線為最底住宅樓層水平
△或▽ 代表香港水平基準以上的高度(米)

B.L. = 本地段的界線
B.H. = 本洋房的界線
* 香港主水平基準以上高度(米)

Key Plan 索引圖



Plantation Boulevard House 3 Plantation Boulevard 3 號洋房



**Cross-Section Plan A
橫截面圖 A**

The part of Plunkett's Road adjacent to the building is 435.49 to 435.92 meters above the Hong Kong Principal Datum

The part of driveway adjacent to the building is 444.50 meters above the Hong Kong Principal Datum

— — — Dotted line denotes lowest residential floor
△ or ▽ donates height (in metres) above the Hong Kong Principal Datum

B.L. = Boundary Line of the Lot
B.H. = Boundary Line of this House

* Height (in meters) above the Hong Kong Principal Datum

毗連建築物的一段賓吉道為香港主水平基準以上435.49米至435.92米
毗連建築物的一段車道為香港主水平基準以上444.50米

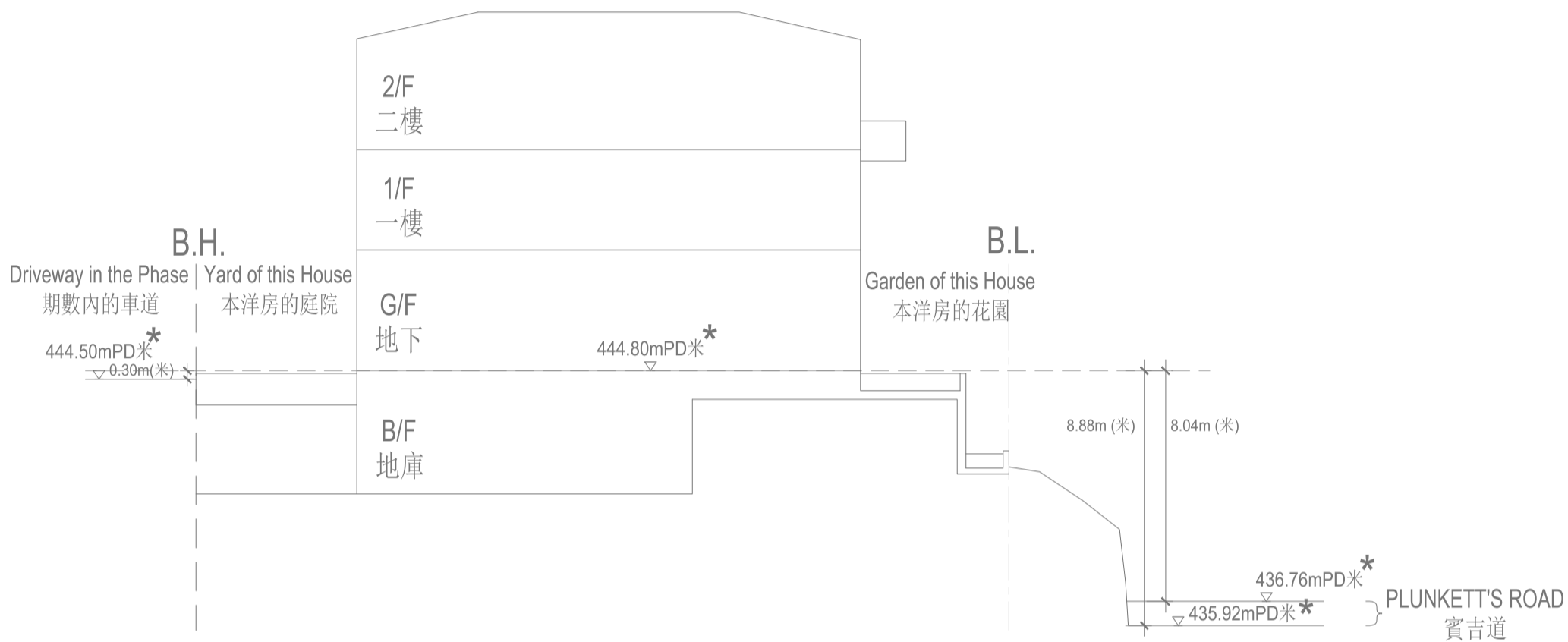
— — — 虛線為最底住宅樓層水平
△ 或 ▽ 代表香港水平基準以上的高度(米)

B.L. = 本地段的界線
B.H. = 本洋房的界線
* 香港主水平基準以上高度(米)

**Key Plan
索引圖**



Plantation Boulevard House 5 Plantation Boulevard 5 號洋房



**Cross-Section Plan A
橫截面圖 A**

The part of Plunkett's Road adjacent to the building is 435.92 to 436.76 meters above the Hong Kong Principal Datum

The part of driveway adjacent to the building is 444.50 meters above the Hong Kong Principal Datum

— — — Dotted line denotes lowest residential floor
△ or ▽ donates height (in metres) above the Hong Kong Principal Datum

B.L. = Boundary Line of the Lot
B.H. = Boundary Line of this House
* Height (in meters) above the Hong Kong Principal Datum

毗連建築物的一段賓吉道為香港主水平基準以上435.92米至436.76米
毗連建築物的一段車道為香港主水平基準以上444.50米

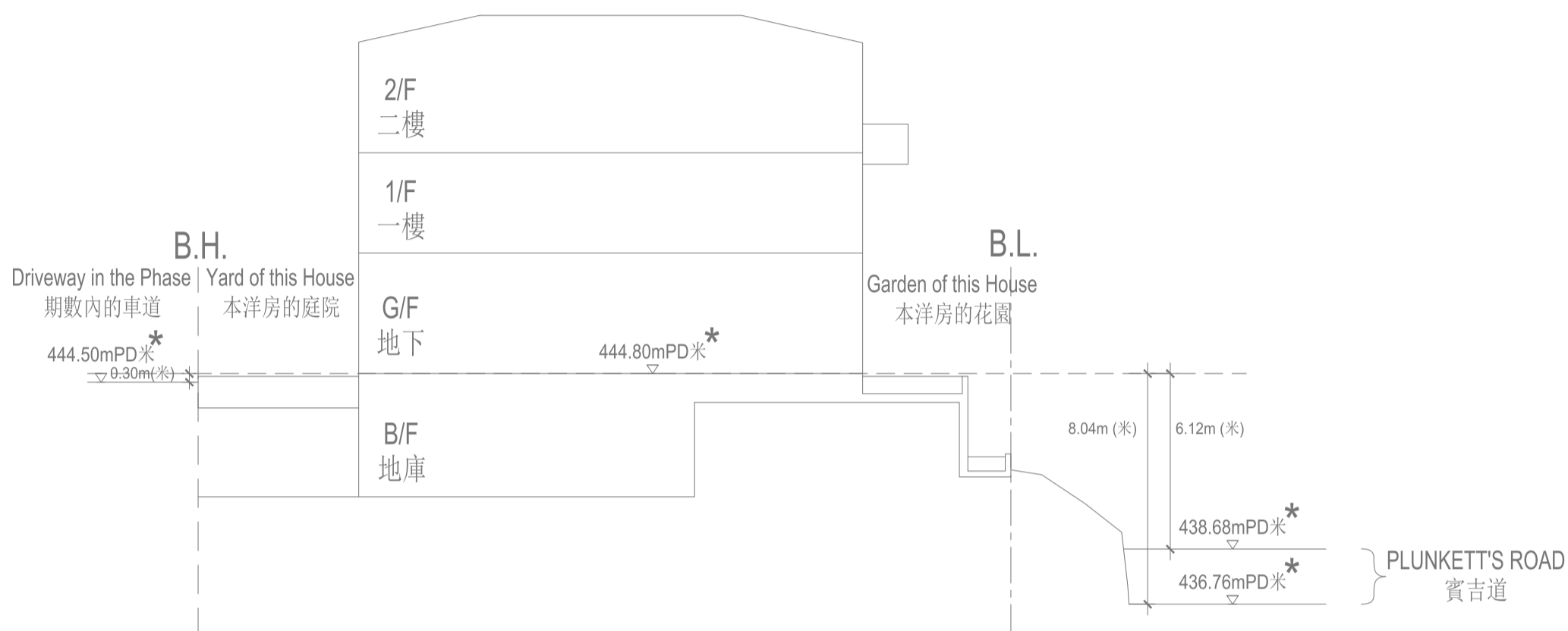
— — — 虛線為最底住宅樓層水平
△或▽代表香港水平基準以上的高度(米)

B.L. = 本地段的界線
B.H. = 本洋房的界線
* 香港主水平基準以上高度(米)

**Key Plan
索引圖**



Plantation Boulevard House 6 Plantation Boulevard 6 號洋房



Cross-Section Plan A 橫截面圖 A

The part of Plunkett's Road adjacent to the building is 436.76 to 438.68 meters above the Hong Kong Principal Datum

The part of driveway adjacent to the building is 444.50 meters above the Hong Kong Principal Datum

— — — Dotted line denotes lowest residential floor
△ or ▽ donates height (in metres) above the Hong Kong Principal Datum

B.L. = Boundary Line of the Lot
B.H. = Boundary Line of this House

* Height (in meters) above the Hong Kong Principal Datum

毗連建築物的一段賓吉道為香港主水平基準以上436.76米至438.68米
毗連建築物的一段車道為香港主水平基準以上444.50米

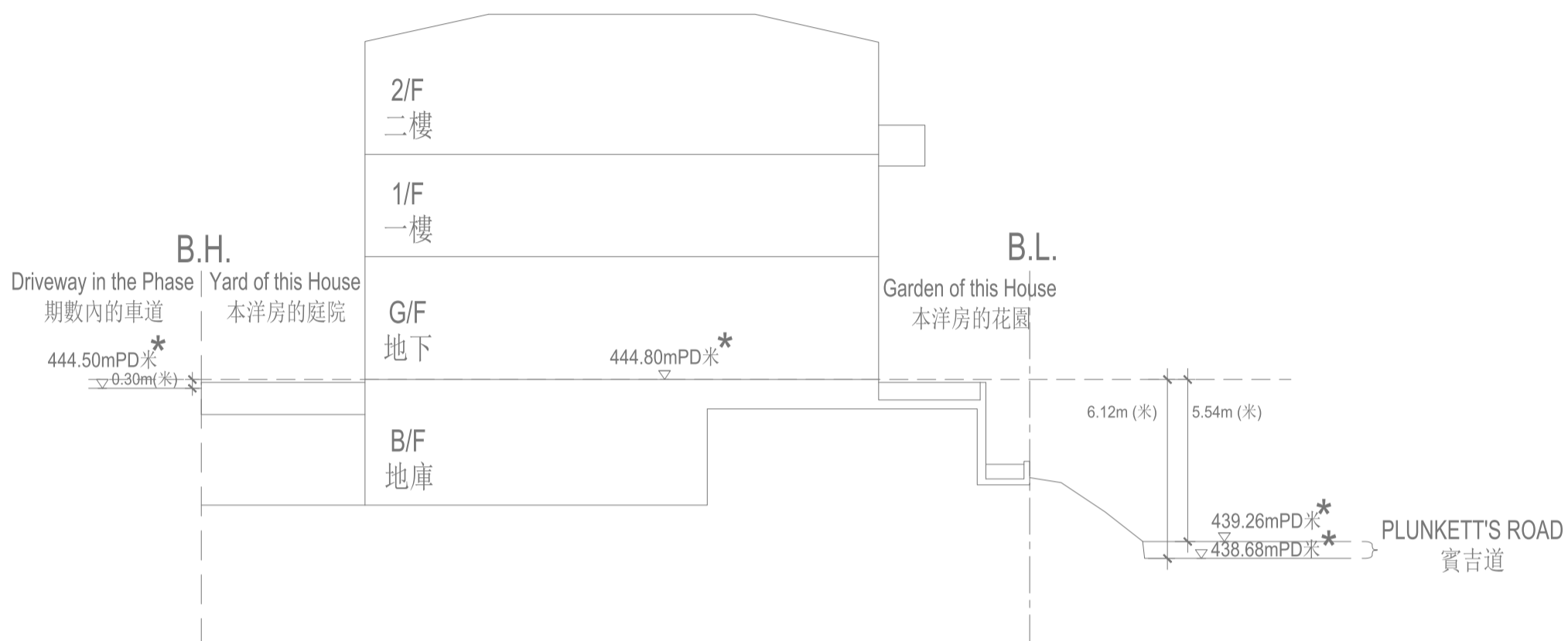
— — — 虛線為最底住宅樓層水平
△ 或 ▽ 代表香港水平基準以上的高度(米)

B.L. = 本地段的界線
B.H. = 本洋房的界線
* 香港主水平基準以上高度(米)

Key Plan 索引圖



Plantation Boulevard House 7 Plantation Boulevard 7 號洋房



**Cross-Section Plan A
橫截面圖A**

The part of Plunkett's Road adjacent to the building is 438.68 to 439.26 meters above the Hong Kong Principal Datum

The part of driveway adjacent to the building is 444.50 meters above the Hong Kong Principal Datum

— — — Dotted line denotes lowest residential floor
△ or ▽ donates height (in metres) above the Hong Kong Principal Datum

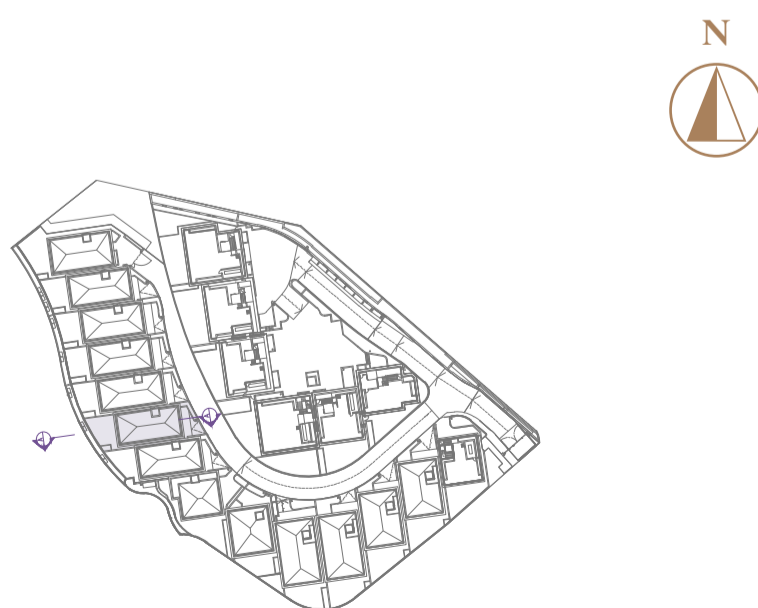
B.L. = Boundary Line of the Lot
B.H. = Boundary Line of this House
* Height (in meters) above the Hong Kong Principal Datum

毗連建築物的一段賓吉道為香港主水平基準以上438.68米至439.26米
毗連建築物的一段車道為香港主水平基準以上444.50米

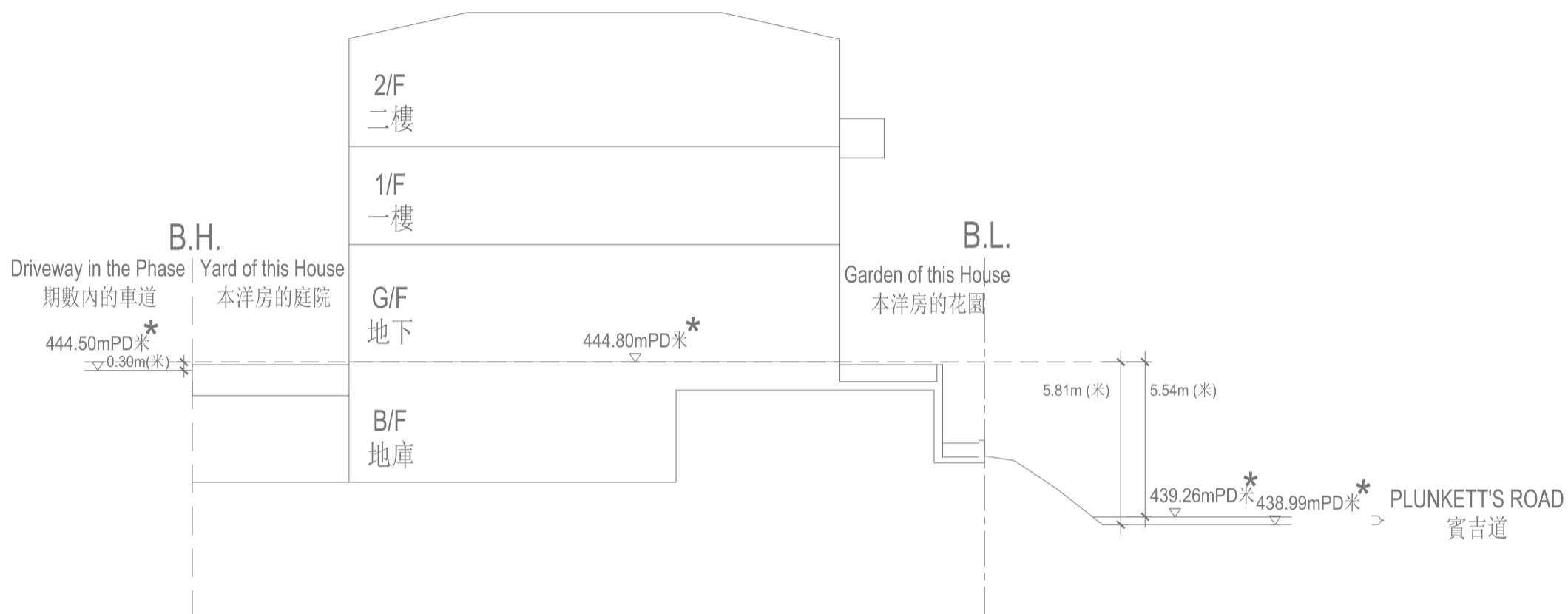
— — — 虛線為最底住宅樓層水平
△或▽代表香港水平基準以上的高度(米)

B.L. = 本地段的界線
B.H. = 本洋房的界線
* 香港主水平基準以上高度(米)

**Key Plan
索引圖**



Plantation Boulevard House 8 Plantation Boulevard 8 號洋房



**Cross-Section Plan A
橫截面圖 A**

The part of Plunkett's Road adjacent to the building is 438.99 to 439.26 meters above the Hong Kong Principal Datum

The part of driveway adjacent to the building is 444.50 meters above the Hong Kong Principal Datum

— — — Dotted line denotes lowest residential floor

△ or ▽ donates height (in metres) above the Hong Kong Principal Datum

B.L. = Boundary Line of the Lot

B.H. = Boundary Line of this House

* Height (in meters) above the Hong Kong Principal Datum

毗連建築物的一段寶吉道為香港主水平基準以上438.99米至439.26米

毗連建築物的一段車道為香港主水平基準以上444.50米

— — — 虛線為最底住宅樓層水平

△ 或 ▽ 代表香港水平基準以上的高度(米)

B.L. = 本地段的界線

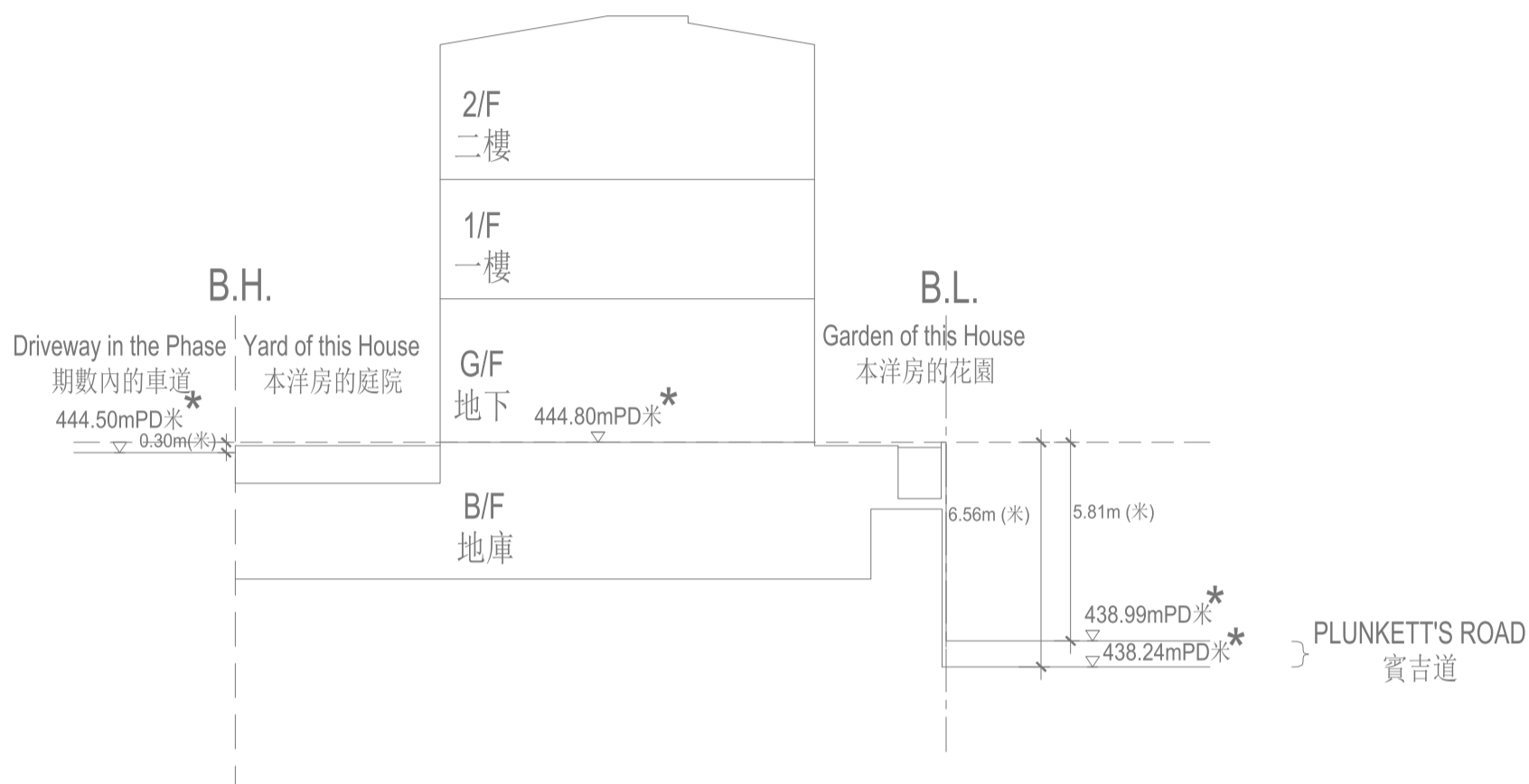
B.H. = 本洋房的界線

* 香港主水平基準以上高度(米)

**Key Plan
索引圖**



Plantation Boulevard House 9 Plantation Boulevard 9 號洋房



**Cross-Section Plan A
橫截面圖A**

The part of Plunkett's Road adjacent to the building is 438.24 to 438.99 meters above the Hong Kong Principal Datum

The part of driveway adjacent to the building is 444.50 meters above the Hong Kong Principal Datum

— — — Dotted line denotes lowest residential floor
△ or ▽ donates height (in metres) above the Hong Kong Principal Datum

B.L. = Boundary Line of the Lot
B.H. = Boundary Line of this House
* Height (in meters) above the Hong Kong Principal Datum

毗連建築物的一段賓吉道為香港主水平基準以上438.24米至438.99米
毗連建築物的一段車道為香港主水平基準以上444.50米

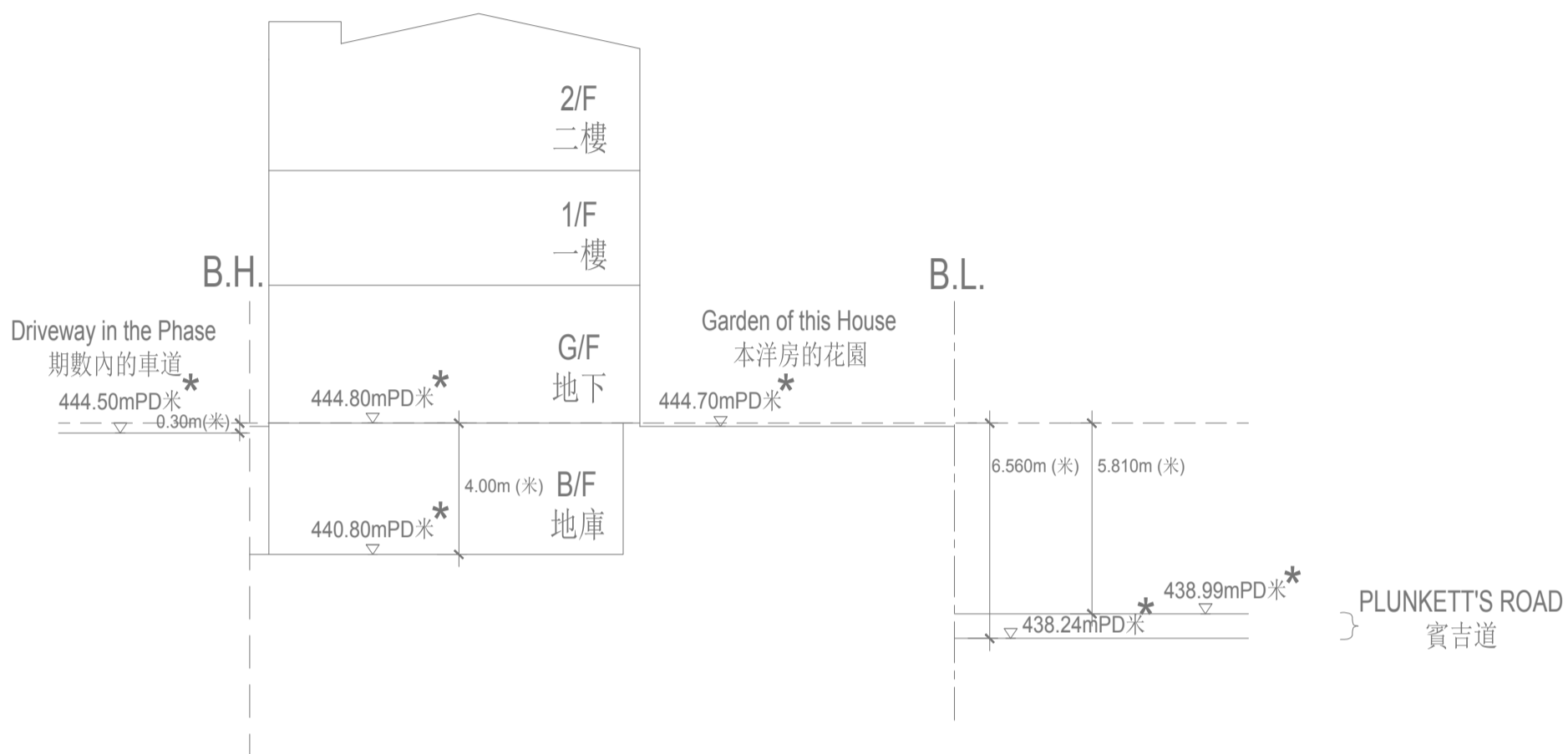
— — — 虛線為最底住宅樓層水平
△或▽代表香港水平基準以上的高度(米)

B.L. = 本地段的界線
B.H. = 本洋房的界線
* 香港主水平基準以上高度(米)

Key Plan 索引圖



Plantation Boulevard House 9 Plantation Boulevard 9 號洋房



**Cross-Section Plan B
橫截面圖B**

The part of Plunkett's Road adjacent to the building is 438.24 to 438.99 meters above the Hong Kong Principal Datum

The part of driveway adjacent to the building is 444.50 meters above the Hong Kong Principal Datum

--- Dotted line denotes lowest residential floor
△ or ▽ donates height (in metres) above the Hong Kong Principal Datum

B.L. = Boundary Line of the Lot
B.H. = Boundary Line of this House

* Height (in meters) above the Hong Kong Principal Datum

毗連建築物的一段賓吉道為香港主水平基準以上438.24米至438.99米
毗連建築物的一段車道為香港主水平基準以上444.50米

--- 虛線為最底住宅樓層水平
△或▽ 代表香港水平基準以上的高度(米)

B.L. = 本地段的界線
B.H. = 本洋房的界線
* 香港主水平基準以上高度(米)

Key Plan 索引圖



Plantation Boulevard House 1 Plantation Boulevard 1 號洋房

Elevation plan E1
E1 立面圖



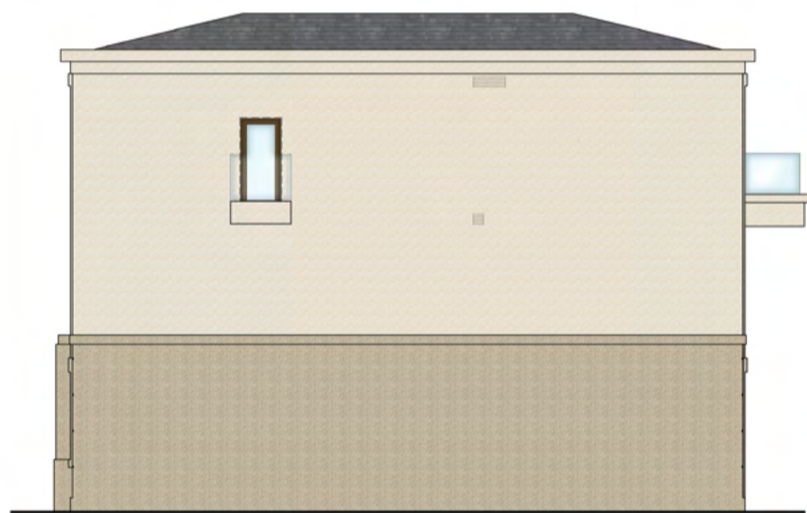
Elevation plan E2
E2 立面圖



Elevation plan E3
E3 立面圖



Elevation plan E4
E4 立面圖



Authorized Person for the Phase certified that the elevations shown on this elevation plan:

1. are prepared on the basis of the approved building plans for the Phase as of 16 June 2022; and
2. are in general accordance with the outward appearance of the Phase.

期數的認可人士證明本立面圖所顯示的立面：

1. 以2022年6月16日的情況為準的期數的經批准的建築圖則為基礎擬備；及
2. 大致上與期數的外觀一致。

Key Plan 索引圖



Plantation Boulevard House 2
Plantation Boulevard 2 號洋房

Elevation plan E1
E1 立面圖




Elevation plan E2
E2 立面圖



Elevation plan E3
E3 立面圖



Elevation plan E4
E4 立面圖



Authorized Person for the Phase certified that the elevations shown on this elevation plan:

1. are prepared on the basis of the approved building plans for the Phase as of 16 June 2022; and
2. are in general accordance with the outward appearance of the Phase.

期數的認可人士證明本立面圖所顯示的立面：

1. 以2022年6月16日的情況為準的期數的經批准的建築圖則為基礎擬備；及
2. 大致上與期數的外觀一致。

Key Plan
索引圖




Plantation Boulevard House 3
Plantation Boulevard 3 號洋房

Elevation plan E1
E1 立面圖



Elevation plan E2
E2 立面圖



Elevation plan E3
E3 立面圖



Elevation plan E4
E4 立面圖



Authorized Person for the Phase certified that the elevations shown on this elevation plan:

1. are prepared on the basis of the approved building plans for the Phase as of 16 June 2022; and
2. are in general accordance with the outward appearance of the Phase.

期數的認可人士證明本立面圖所顯示的立面：

1. 以2022年6月16日的情況為準的期數的經批准的建築圖則為基礎擬備；及
2. 大致上與期數的外觀一致。

Key Plan
索引圖




Plantation Boulevard House 5 Plantation Boulevard 5 號洋房

Elevation plan E1
E1 立面圖



Elevation plan E2
E2 立面圖



Elevation plan E3
E3 立面圖



Elevation plan E4
E4 立面圖



Authorized Person for the Phase certified that the elevations shown on this elevation plan:

1. are prepared on the basis of the approved building plans for the Phase as of 16 June 2022; and
2. are in general accordance with the outward appearance of the Phase.

期數的認可人士證明本立面圖所顯示的立面：

1. 以2022年6月16日的情況為準的期數的經批准的建築圖則為基礎擬備；及
2. 大致上與期數的外觀一致。

Key Plan 索引圖




Plantation Boulevard House 6
Plantation Boulevard 6 號洋房

Elevation plan E1
E1 立面圖




Elevation plan E2
E2 立面圖



Elevation plan E3
E3 立面圖



Elevation plan E4
E4 立面圖



Authorized Person for the Phase certified that the elevations shown on this elevation plan:

1. are prepared on the basis of the approved building plans for the Phase as of 16 June 2022; and
2. are in general accordance with the outward appearance of the Phase.

期數的認可人士證明本立面圖所顯示的立面：

1. 以2022年6月16日的情況為準的期數的經批准的建築圖則為基礎擬備；及
2. 大致上與期數的外觀一致。

Key Plan
索引圖



Plantation Boulevard House 7
Plantation Boulevard 7 號洋房

Elevation plan E1
E1 立面圖




Elevation plan E2
E2 立面圖



Elevation plan E3
E3 立面圖



Elevation plan E4
E4 立面圖



Authorized Person for the Phase certified that the elevations shown on this elevation plan:

1. are prepared on the basis of the approved building plans for the Phase as of 16 June 2022; and
2. are in general accordance with the outward appearance of the Phase.

期數的認可人士證明本立面圖所顯示的立面：

1. 以2022年6月16日的情況為準的期數的經批准的建築圖則為基礎擬備；及
2. 大致上與期數的外觀一致。

Key Plan
索引圖



Plantation Boulevard House 8
Plantation Boulevard 8 號洋房

Elevation plan E1
E1 立面圖



Elevation plan E2
E2 立面圖



Elevation plan E3
E3 立面圖



Elevation plan E4
E4 立面圖



Authorized Person for the Phase certified that the elevations shown on this elevation plan:

1. are prepared on the basis of the approved building plans for the Phase as of 16 June 2022; and
2. are in general accordance with the outward appearance of the Phase.

期數的認可人士證明本立面圖所顯示的立面：

1. 以2022年6月16日的情況為準的期數的經批准的建築圖則為基礎擬備；及
2. 大致上與期數的外觀一致。

Key Plan
索引圖



Plantation Boulevard House 9
Plantation Boulevard 9 號洋房

Elevation plan E1
E1 立面圖



Elevation plan E2
E2 立面圖



Elevation plan E3
E3 立面圖



Elevation plan E4
E4 立面圖



Authorized Person for the Phase certified that the elevations shown on this elevation plan:

1. are prepared on the basis of the approved building plans for the Phase as of 16 June 2022; and
2. are in general accordance with the outward appearance of the Phase.

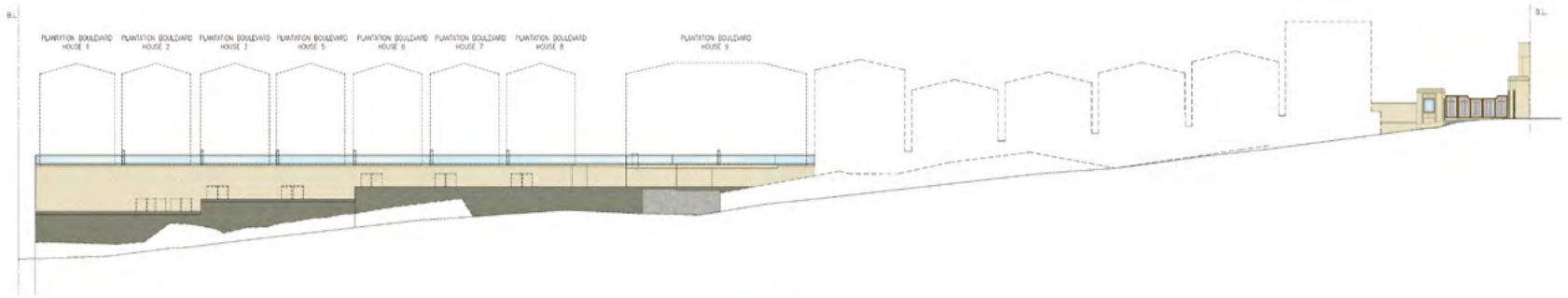
期數的認可人士證明本立面圖所顯示的立面：

1. 以2022年6月16日的情況為準的期數的經批准的建築圖則為基礎擬備；及
2. 大致上與期數的外觀一致。

Key Plan
索引圖



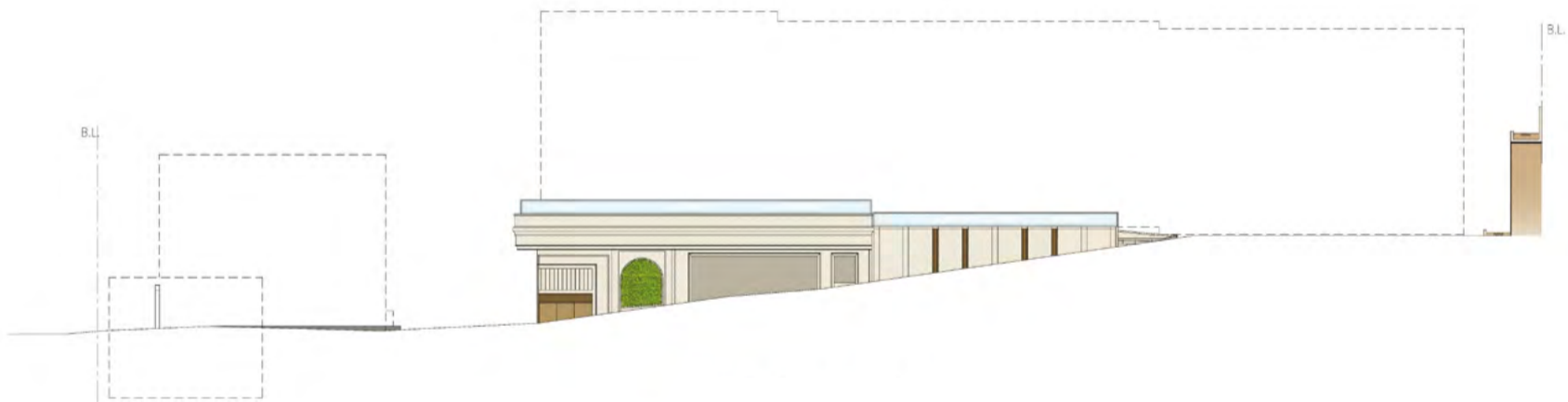
Elevation 1
立面圖 1



Elevation 2
立面圖 2



Elevation 3
立面圖 3



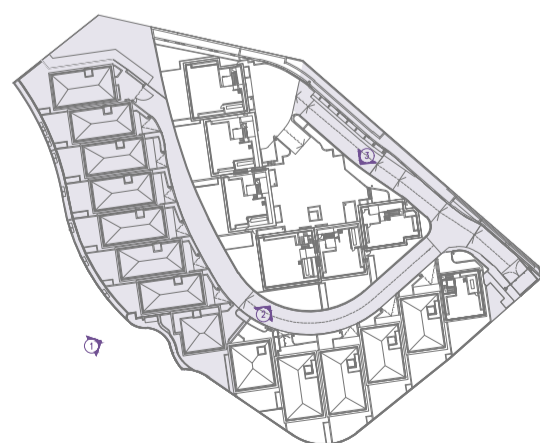
Authorized Person for the Phase certified that the elevations shown on this elevation plan:

1. are prepared on the basis of the approved building plans for the Phase as of 16 June 2022; and
2. are in general accordance with the outward appearance of the Phase.

期數的認可人士證明本立面圖所顯示的立面：

1. 以2022年6月16日的情況為準的期數的經批准的建築圖則為基礎擬備；及
2. 大致上與期數的外觀一致。

Key Plan
索引圖



Category of Common Facilities 公用設施的類別	Floor 樓層	Covered Area 有蓋範圍		Uncovered Area 無蓋範圍		Total Area 總面積	
		Area 面積 (sq.m. 平方米)	Area 面積 (sq.ft. 平方呎)	Area 面積 (sq.m. 平方米)	Area 面積 (sq.ft. 平方呎)	Area 面積 (sq.m. 平方米)	Area 面積 (sq.ft. 平方呎)
Residents' Clubhouse (including any recreational facilities for residents' use) 住客會所 (包括供住客使用的任何康樂設施)	Ground Floor and Basement Floor 地下及地庫	421.097	4532.650	Not applicable 不適用	Not applicable 不適用	421.097	4532.650
Communal garden or play area for residents' use on the roof, or on any floor between the roof and the lowest residential floor, of a building in the Phase (whether known as a communal sky garden or otherwise) 位於期數中的建築物的天台或在天台和最低一層住宅樓層之間的任何一層的、供住客使用的公用花園或遊樂地方 (不論是稱為公用空中花園或有其他名稱)	Not applicable 不適用	Not applicable 不適用	Not applicable 不適用	Not applicable 不適用	Not applicable 不適用	Not applicable 不適用	Not applicable 不適用
Communal garden or play area for residents' use below the lowest residential floor of a building in the Phase (whether known as a covered and landscaped play area or otherwise) 位於期數中的建築物的最低一層住宅樓層以下的、供住客使用的公用花園或遊樂地方 (不論是稱為有蓋及園景的遊樂場或有其他名稱)	Not applicable 不適用	Not applicable 不適用	Not applicable 不適用	Not applicable 不適用	Not applicable 不適用	Not applicable 不適用	Not applicable 不適用

Note:

The areas as specified above in square feet are converted at a rate of 1 square metre = 10.764 square feet and rounded off to the nearest integer.

附註：

以平方呎顯示之面積以1平方米=10.764平方呎換算，並四捨五入至整數。

1. A copy of the Outline Zoning Plan relating to the Development is available at: <http://www.ozp.tpb.gov.hk>
 2. (a) A copy of every deed of mutual covenant in respect of the specified residential property that has been executed is available for inspection at the place at which the specified residential properties are offered to be sold.
(b) The inspection is free of charge.
1. 備有關乎本發展項目的分區計劃大綱圖的文本供閱覽的互聯網網站的網址為：<http://www.ozp.tpb.gov.hk>
 2. (a) 指明住宅物業每一已簽立的公契的文本存放在指明住宅物業的售樓處，以供閱覽。
(b) 無須為閱覽付費。

1. Exterior Finishes 外部裝修物料

Item 細項	Description	描述
(a) External wall 外牆	External Wall of House Finished with natural stone cladding, aluminium cladding, aluminium grilles and louvers. External Wall of Podium Finished with natural stone cladding, aluminium cladding, texture paint, aluminium grilles and louvers.	洋房外牆 鋪天然石材、鋁包層、鋁質裝飾組件及百葉。 基座外牆 鋪天然石材、鋁包層、紋理漆、鋁質裝飾組件及百葉。
(b) Window 窗	Aluminium windows frame Windows with double-glazed clear tempered glass, back-painted glass, heat strengthened glass with Low-E Coating (Insulated glass unit).	鋁質窗框 窗戶採用雙層透明鋼化玻璃、背漆玻璃、熱硬化玻璃低輻射鍍膜(中空玻璃)。
(c) Bay window 窗台	Not Applicable.	不適用。
(d) Planter 花槽	Exterior of planter finished with natural stone.	花槽圍邊鋪天然石材。
(e) Verandah or balcony 陽台或露台	Balcony is uncovered and finished with tempered glass balustrade and natural stone flooring. There is no verandah for all houses.	露台不設上蓋，配設強化玻璃欄杆，地台鋪天然石材。 所有洋房均不設陽台。
(f) Drying facilities for clothing 乾衣設施	Not Applicable.	不適用。

2. Interior Finishes 室內裝修物料

Plantation Boulevard House 1

Plantation Boulevard 1 號洋房

Item 細項	Description	描述
(a) Lobby 大堂	Lobby at Basement Floor: Floor finished with natural stone with emulsion paint on timber skirting Wall finished with emulsion paint. Gypsum board false ceiling finished with emulsion paint.	地庫大堂： 地板鋪天然石連髹乳膠漆的木牆腳線。 牆身髹乳膠漆。 石膏板假天花髹乳膠漆。
(b) Internal wall and ceiling 內牆及天花板	Living Room and Dining Room: Wall finished with emulsion paint, mirror and metal trim. Exposed ceiling finished with plaster finish with emulsion paint; Gypsum board false ceiling finished with emulsion paint. Bedroom 1 and 2: Wall finished with emulsion paint wall panel and wall covering. Exposed ceiling finished with plaster finish with emulsion paint; Gypsum board false ceiling finished with emulsion paint. Bedroom 3: Wall finished with emulsion paint wall panel, wall covering and wood veneer. Exposed ceiling finished with plaster finish with emulsion paint; Gypsum board false ceiling finished with emulsion paint. Master Bedroom: Wall finished with emulsion paint, wall covering, mirror panel and metal trim. Exposed ceiling finished with plaster finish with emulsion paint; Gypsum board false ceiling finished with emulsion paint.	客廳及飯廳：牆身髹乳膠漆、鏡飾面及金屬飾邊；天花外露部分經批盪後再髹乳膠漆；石膏板假天花髹乳膠漆。 套房1及2：牆身髹乳膠漆牆身飾面板及鋪牆紙；天花外露部分經批盪後再髹乳膠漆；石膏板假天花髹乳膠漆。 套房3：牆身髹乳膠漆牆身飾面板、鋪牆紙及木皮飾面；天花外露部分經批盪後再髹乳膠漆；石膏板假天花髹乳膠漆。 主人寢室：牆身髹乳膠漆、鋪牆紙、鏡飾面及金屬飾邊；天花外露部分經批盪後再髹乳膠漆；石膏板假天花髹乳膠漆。
(c) Internal floor 內部地板	Living Room and Dining Room: Timber flooring, natural stone and timber skirting with emulsion paint. Bedroom 1-2 and Master Bedroom: Timber flooring and timber skirting with emulsion paint. Bedroom 3: Inlaid carpet with metal trim, timber flooring and timber skirting with emulsion paint. Master Bedroom: Timber flooring and timber skirting with emulsion paint.	客廳及飯廳：木地板及天然石連髹上乳膠漆的木牆腳線。 套房1-2及主人寢室：木地板連髹上乳膠漆的木牆腳線。 套房3：內嵌式地氈連金屬飾邊及木地板連髹上乳膠漆的木牆腳線。 主人寢室：木地板連髹上乳膠漆的木牆腳線。
(d) Bathroom 浴室	All Bathrooms (except W/C 2): Floor finished with natural stone. W/C 2: Floor finished with porcelain tile. Wall finished with porcelain tile up to false ceiling. No finishes to be provided above false ceiling. Bathroom 1-3: Wall finished with natural stone up to false ceiling. No finishes to be provided above false ceiling. Master Bathroom: Wall finished with natural stone, metal trim and mirror finished up to false ceiling. No finishes to be provided above false ceiling. Gypsum board false ceiling finished with emulsion paint.	所有浴室(洗手間2除外):地板鋪天然石。 洗手間2：地板鋪瓷磚。牆身鋪瓷磚至假天花底。假天花以上不設任何裝修物料。 浴室1-3：牆身鋪天然石至假天花底。 假天花以上不設任何裝修物料。 主人浴室：牆身鋪天然石,金屬飾邊及鏡飾面至假天花底。 假天花以上不設任何裝修物料。 所有浴室石膏板假天花髹乳膠漆。
(e) Kitchen 廚房	Floor finished with natural stone. Wall finished with natural stone up to false ceiling. No finishes to be provided above false ceiling. Wall at the back of kitchen cabinet finished with reconstituted stone. Gypsum board false ceiling finished with emulsion paint. Cooking bench countertop finished with natural stone.	地板鋪天然石。 牆身鋪天然石至假天花底。假天花以上不設任何裝修物料。 廚櫃背後之牆身鋪人造石。 石膏板假天花髹乳膠漆。 灶台鋪天然石。

2. Interior Finishes 室內裝修物料

Plantation Boulevard House 2-3, 5-7

Plantation Boulevard 2-3, 5-7 號洋房

Item 細項	Description	描述
(a) Lobby 大堂	Lobby at Basement Floor Floor finished with natural stone with emulsion paint on timber skirting. Wall finished with emulsion paint. Gypsum board false ceiling finished with emulsion paint.	地庫大堂： 地板鋪天然石連髹乳膠漆的木牆腳線。 牆身髹乳膠漆。 石膏板假天花髹乳膠漆。
(b) Internal wall and ceiling 內牆及天花板	Living Room and Dining Room: Wall finished with emulsion paint and wall covering. Exposed ceiling finished with plaster finish with emulsion paint; Gypsum board false ceiling and metal trim finished with emulsion paint. Bedroom 1, 2 and 3: Wall finished with wall covering. Exposed ceiling finished with plaster finish with emulsion paint; Gypsum board false ceiling finished with emulsion paint. Master Bedroom: Wall finished with wallcovering. Exposed ceiling finished with plaster finish with emulsion paint; Gypsum board false ceiling finished with emulsion paint.	客廳及飯廳：牆身髹乳膠漆及鋪牆紙；天花外露部分經批盪後再髹乳膠漆；石膏板連金屬飾邊假天花髹乳膠漆。 套房1、2及3：牆身鋪牆紙；天花外露部分經批盪後再髹乳膠漆；石膏板假天花髹乳膠漆。 主人寢室：牆身鋪牆紙；天花外露部分經批盪後再髹乳膠漆；石膏板假天花髹乳膠漆。
(c) Internal floor 內部地板	Living Room and Dining Room: Natural stone flooring and timber skirting with emulsion paint. All Bedrooms: Timber flooring and timber skirting with emulsion paint.	客廳及飯廳：天然石地板連髹上乳膠漆的木牆腳線。 所有套房：木地板連髹上乳膠漆的木牆腳線。
(d) Bathroom 浴室	All Bathrooms (except W/C 2): Floor finished with natural stone. W/C 2: Floor finished with porcelain tile. Master Bathroom and Bathroom 1-3: Wall finished with natural stone up to false ceiling. No finishes to be provided above false ceiling. W/C 2: Wall finished with porcelain tile up to false ceiling. No finishes to be provided above false ceiling. All Bathrooms (except W/C 2): Gypsum board false ceiling finished with emulsion paint. W/C 2: Aluminum panel false ceiling finished	所有浴室(洗手間2除外)：地板鋪天然石。 洗手間2：地板鋪瓷磚。 主人浴室、浴室1-3：牆身鋪天然石至假天花底。 假天花以上不設任何裝修物料。 洗手間2：牆身鋪瓷磚至假天花底。假天花以上不設任何裝修物料。 所有浴室(洗手間2除外)：石膏板假天花髹乳膠漆。 洗手間2：鋁板假天花
(e) Kitchen 廚房	Floor finished with natural stone. Wall finished with natural stone up to false ceiling. No finishes to be provided above false ceiling. Wall at the back of kitchen cabinet finished with reconstituted stone. Gypsum board false ceiling finished with emulsion paint. Cooking bench countertop finished with natural stone.	地板鋪天然石。 牆身鋪天然石至假天花底。假天花以上不設任何裝修物料。 廚櫃背後之牆身鋪人造石。 石膏板假天花髹乳膠漆。 灶台鋪天然石。

Note: Plantation Boulevard House 4 is omitted.

註：不設Plantation Boulevard 4號洋房

2. Interior Finishes 室內裝修物料

Plantation Boulevard House 8

Plantation Boulevard 8 號洋房

Item 細項	Description	描述
(a) Lobby 大堂	<p>Lobby at Basement Floor: Wall finished with wall covering, natural stone with emulsion paint. Floor finished with natural stone with emulsion paint on timber skirting. Gypsum board false ceiling finished with emulsion paint.</p> <p>Foyer at G/F: Wall finished with wall covering, natural stone with emulsion paint. Floor finished with natural stone with emulsion paint on timber skirting. Gypsum board false ceiling finished with emulsion paint.</p> <p>Lift Lobby at 1/F and 2/F: Wall finished with wall covering, natural stone with emulsion paint. Floor finished with natural stone with emulsion paint on timber skirting. Gypsum board false ceiling finished with emulsion paint.</p>	<p>地庫大堂： 牆身鋪砌以牆紙、天然石及髹乳膠漆。地板鋪天然石連髹乳膠漆的木牆腳線。石膏板假天花髹乳膠漆。</p> <p>地下的前廳： 牆身鋪砌以牆紙、天然石及髹乳膠漆。地板鋪天然石連髹乳膠漆的木牆腳線。石膏板假天花髹乳膠漆。</p> <p>1樓及2樓升降機大堂： 牆身鋪砌以牆紙、天然石及髹乳膠漆。地板鋪天然石連髹乳膠漆的木牆腳線。石膏板假天花髹乳膠漆。</p>
(b) Internal wall and ceiling 內牆及天花板	<p>Living Room and Dining Room: Wall finished with emulsion paint, wall covering, mirror, natural stone and stainless steel. Gypsum board false ceiling finished with emulsion paint.</p> <p>Bedroom 1,2 and Master Bedroom: Wall finished with emulsion paint, wall covering, stainless steel and upholstered fabric wood panel. Gypsum board false ceiling finished with emulsion paint.</p> <p>Bedroom 3: Wall finished with emulsion paint, wall covering, PU Leather, lacquer and stainless steel. Gypsum board false ceiling finished with emulsion paint.</p> <p>All Dressing Room in Ensuites, His Dressing Room and Her Dressing Room: Wall finished with emulsion paint, mirror, PU Leather and stainless steel. Gypsum board false ceiling finished with emulsion paint.</p>	<p>客廳及飯廳：牆身髹乳膠漆、牆紙、鏡飾面、天然石及不銹鋼飾面；石膏板假天花髹乳膠漆。</p> <p>套房1、2 及主人寢室：牆身髹乳膠漆、牆紙、不銹鋼及以軟墊面布藝覆蓋木板；石膏板假天花髹乳膠漆。</p> <p>套房3：牆身髹乳膠漆、牆紙、人造仿皮、焗漆及不銹鋼飾面；石膏板假天花髹乳膠漆。</p> <p>所有套房裡的衣帽間、男主人衣帽間及女主人衣帽間：牆身髹乳膠漆、鏡飾面、人造仿皮及不銹鋼飾面；石膏板假天花髹乳膠漆。</p>
(c) Internal floor 內部地板	<p>Living Room and Dining Room: Natural stone and timber skirting with emulsion paint.</p> <p>All Ensuites, Master Bedroom, all Dressing Rooms, His Dressing Room and Her Dressing Room: Timber flooring and timber skirting with emulsion paint.</p>	<p>客廳及飯廳：地板鋪天然石連髹乳膠漆的木牆腳線。</p> <p>所有套房、主人寢室、所有衣帽間、男主人衣帽間及女主人衣帽間：地板鋪天然石連髹乳膠漆的木牆腳線。</p>
(d) Bathroom 浴室	<p>All Bathrooms (except W/C 2): Floor finished with natural stone.</p> <p>W/C 2: Floor finished with porcelain tile.</p> <p>Master Bathroom and Bathroom 1-3: Wall finished with natural stone up to false ceiling. No finishes to be provided above false ceiling.</p> <p>W/C 2: Wall finished with porcelain tile up to false ceiling. No finishes to be provided above false ceiling.</p> <p>All Bathrooms (except W/C 2): Gypsum board false ceiling finished with emulsion paint.</p> <p>W/C 2: Aluminum panel false ceiling finished</p>	<p>所有浴室(洗手間2除外)：地板鋪天然石。</p> <p>洗手間2：地板鋪瓷磚。</p> <p>主人浴室、浴室1-3：牆身鋪天然石至假天花底。假天花以上不設任何裝修物料。</p> <p>洗手間2：牆身鋪瓷磚至假天花底。假天花以上不設任何裝修物料。</p> <p>所有浴室(洗手間2除外)：石膏板假天花髹乳膠漆。</p> <p>洗手間2：鋁板假天花</p>
(e) Kitchen 廚房	<p>Floor finished with natural stone.</p> <p>Wall finished with natural stone up to false ceiling. No finishes to be provided above false ceiling.</p> <p>Wall at the back of kitchen cabinet finished with reconstituted stone.</p> <p>Gypsum board false ceiling finished with emulsion paint.</p> <p>Cooking bench countertop finished with natural stone.</p>	<p>地板鋪天然石。</p> <p>牆身鋪天然石至假天花底。假天花以上不設任何裝修物料。</p> <p>廚櫃背後之牆身鋪人造石。</p> <p>石膏板假天花髹乳膠漆。</p> <p>灶台鋪天然石。</p>

2. Interior Finishes 室內裝修物料

Plantation Boulevard House 9

Plantation Boulevard 9

Item 細項	Description	描述
(a) Lobby 大堂	Lobby at Basement Floor Floor finished with natural stone with emulsion paint on timber skirting. Wall finished with emulsion paint. Gypsum board false ceiling finished with emulsion paint.	地庫大堂： 地板鋪天然石連髹乳膠漆的木牆腳線。 牆身髹乳膠漆。 石膏板假天花髹乳膠漆。
(b) Internal wall and ceiling 內牆及天花板	Living Room and Dining Room: Wall finished with emulsion paint and wall covering. Exposed ceiling finished with plaster finish with emulsion paint; Gypsum board false ceiling and metal trim finished with emulsion paint. G/F Foyer, 1/F Lift Hall and 2/F Lift Hall: Wall finished with emulsion paint. Exposed ceiling finished with plaster finish with emulsion paint; Gypsum board false ceiling finished with emulsion paint. Bedroom 1, 2 and 3: Wall finished with wall covering. Exposed ceiling finished with plaster finish with emulsion paint; Gypsum board false ceiling finished with emulsion paint. Master Bedroom: Wall finished with wallcovering. Exposed ceiling finished with plaster finish with emulsion paint; Gypsum board false ceiling finished with emulsion paint.	客廳及飯廳：牆身髹乳膠漆及鋪牆紙；天花外露部分經批盪後再髹乳膠漆；石膏板連金屬飾邊假天花髹乳膠漆。 地下前廳、一樓升降機大堂及二樓升降機大堂：牆身髹乳膠漆；天花外露部分經批盪後再髹乳膠漆；石膏板假天花髹乳膠漆。 套房1、2及3：牆身鋪牆紙；天花外露部分經批盪後再髹乳膠漆；石膏板假天花髹乳膠漆。 主人寢室：牆身鋪牆紙；天花外露部分經批盪後再髹乳膠漆；石膏板假天花髹乳膠漆。
(c) Internal floor 內部地板	Living Room and Dining Room: Natural stone flooring and timber skirting with emulsion paint. All Bedrooms: Timber flooring and timber skirting with emulsion paint.	客廳及飯廳：天然石地板連髹上乳膠漆的木牆腳線。 所有套房：木地板連髹上乳膠漆的木牆腳線。
(d) Bathroom 浴室	All Bathrooms (except W/C 1): Floor finished with natural stone. W/C 1: Floor finished with porcelain tile. Master Bathroom and Bathroom 1-3: Wall finished with natural stone up to false ceiling. No finishes to be provided above false ceiling. W/C 1: Wall finished with porcelain tile up to false ceiling. No finishes to be provided above false ceiling. All Bathrooms (except W/C 1): Gypsum board false ceiling finished with emulsion paint. W/C 1: Aluminum panel false ceiling finished	所有浴室(洗手間1除外)：地板鋪天然石。 洗手間1：地板鋪瓷磚。 主人浴室、浴室1-3：牆身鋪天然石至假天花底。假天花以上不設任何裝修物料。 洗手間1：牆身鋪瓷磚至假天花底。假天花以上不設任何裝修物料。 所有浴室(洗手間1除外)：石膏板假天花髹乳膠漆。 洗手間1：鋁板假天花
(e) Kitchen 廚房	Floor finished with natural stone. Wall finished with natural stone up to false ceiling. No finishes to be provided above false ceiling. Wall at the back of kitchen cabinet finished with reconstituted stone. Gypsum board false ceiling finished with emulsion paint. Cooking bench countertop finished with natural stone.	地板鋪天然石。 牆身鋪天然石至假天花底。假天花以上不設任何裝修物料。 廚櫃背後之牆身鋪人造石。 石膏板假天花髹乳膠漆。 灶台鋪天然石。

3. Interior Fittings 室內裝置

Plantation Boulevard House 1

Plantation Boulevard 1 號洋房

Item 細項	Description	描述
(a) Doors 門	Carpark Garage door Motorized garage door. No accessories.	停車場車庫門 機動車車庫閘。不設配件。
	Door of Carpark to Corridor outside F.S. Pump Room, Carpark to Corridor outside A/C Plant Room, Driveway to Electrical Room and Corridor to Potable & Flushing Water Pump Room Solid core timber door with plastic laminate, fitted with timber door frame, architrave, door lockset and door closer.	停車場往消防泵房外走廊、停車場往空調機房外走廊，車輛通道往電錶房及走廊往食水和沖廁水泵房 實心木門配塑料層壓板，裝有木門框、門楣、門鎖及門鼓。
	Door of Carpark Lift Lobby to Driveway Solid core timber door with paint, fitted with timber door frame, door lockset and door closer.	停車場電梯大堂往車道門 實心木門配漆油，裝有木門框、門鎖及門鼓。
	Doors of A/C Plant Room, Potable & Flushing Water Pump Room, Electrical Room and F.S. Pump Room Solid core timber door with paint, fitted with timber door frame, architrave, door lockset and door closer.	空調機房、食水和沖廁水泵房、電錶房、消防泵房門 實心木門配漆油，裝有木門框、門楣、門鎖及門鼓。
	Main Gate Motorized Metal Gate	大閘 電動金屬門
	Doors of Master Bedroom to Balcony Glazed doors with aluminum frame, fitted with door lockset.	主人套房往露台門 鋁框玻璃門，裝有門鎖。
	Doors of Living Room to Garden Glazed folding doors with aluminum frame, fitted with door lockset	客廳往花園門 鋁框玻璃趟摺門，裝有門鎖。
	Door of Ground Floor Foyer main entry Aluminium door with metal cladding, fitted with aluminium door frame, architrave, door lockset and door closer.	地下前廳入口大門 實心鋁門配金屬蓋板，裝有鋁門框、門楣、門鎖及門鼓。
	Door of Ground Floor Foyer to Basement Solid core timber door with emulsion paint, fitted with timber door frame, architrave and door closer.	地下前廳往地庫門 實心木門配乳膠漆，裝有木門框、門楣及門鼓。
	Door of Ground Floor Foyer to Kitchen Solid core timber door with glass panels with metal frame and emulsion paint, fitted with automatic door system, metal timber door frame, architrave and door closer.	地下前廳往廚房門 實心木門配玻璃飾面、金屬框及乳膠漆，裝有自動開閉門系統、金屬門框、門楣及門鼓。
	Door of Kitchen to Utility Solid core timber door with glass panel with metal frame and emulsion paint, fitted with timber door frame, metal architrave, door lockset and door closer.	廚房往工作間門 實心木門配玻璃飾面、金屬框及乳膠漆，裝有木門框、金屬門楣、門鎖及門鼓。
	Door of Utility to W/C 2 Glazed folding door fitted with aluminum frame and door lockset.	工作間往洗手間2門 鋁框玻璃折疊門，裝有門鎖。
	Door of Ground Floor Foyer to W/C 1 Solid core timber sliding door with glass panel in metal frame and wood veneer, fitted with metal door frame, door lockset and door closer.	地下前廳往洗手間1門 實心木趟門配玻璃飾面、鋼框及木皮飾面，裝有金屬門框及門鎖。
Doors of Bedroom 1-2 Solid core timber door with emulsion paint and metal trim, fitted with timber door frame, metal and timber architrave, door lockset and door closer.	套房1-2門 實心木門配乳膠漆及金屬飾邊，裝有木門框、金屬及木門楣、門鎖及門鼓。	

3. Interior Fittings 室內裝置

Plantation Boulevard House 1

Plantation Boulevard 1 號洋房

Item 細項	Description	描述
(a) Doors 門	Door of Bedroom 3 Solid core timber door with emulsion paint, wood veneer and metal trim, fitted with timber door frame, metal and timber architrave, door lockset and door closer	套房3門 實心木門配乳膠漆、木皮飾面及金屬飾邊，裝有木門框、金屬及木門楣、門鎖及門鼓。
	Doors of Second Floor Lift Hall Solid core timber sliding doors, with emulsion paint, mirror panel, fitted with timber door frame, metal architrave and door lockset.	二樓升降機大堂 實心木趟門配乳膠漆及鏡飾面，裝有木門框、金屬門楣及門鎖。
	Doors of Bathroom 1-2 Solid core timber sliding doors, with emulsion paint, mirror panel, fitted with timber door frame, metal and stone architrave and door lockset.	浴室1-2門 實心木趟門配乳膠漆及鏡飾面，裝有木門框、金屬及石門楣及門鎖。
	Doors of Bathroom 3 Solid core timber door with emulsion paint, metal trim and mirror panel, fitted with timber door frame, timber and stone architrave, door lockset and door closer.	浴室3門 實心木門配乳膠漆、金屬飾邊及鏡飾面，裝有木門框、木及石門楣、門鎖及門鼓。
	Doors of Master Bathroom Solid core timber sliding doors, with emulsion paint, mirror panel, fitted with timber door frame, metal and stone architrave and door lockset.	主人浴室門 實心木趟門配乳膠漆及鏡飾面，裝有木門框、金屬及石門楣及門鎖。
	Doors of Master Closet Solid core timber sliding doors, with emulsion paint and mirror panel, fitted with timber door frame, metal architrave and door lockset.	主人衣帽間 實心木趟門配乳膠漆及鏡飾面，裝有木門框、金屬門楣及門鎖。
	Doors of Closet 1- 2 Solid core timber sliding doors, with metal frame mirror panel fitted with timber door frame, architrave.	衣帽間1-2門 實心木趟門配金屬框鏡飾面，裝有木門框、門楣。
	Door of Study Solid core timber door with emulsion paint and mirror panel, fitted with timber door frame, metal architrave, door lockset and door closer.	書房門 實心木門配乳膠漆、鏡飾面，裝有木門框、金屬門楣、門鎖及門鼓。
	Door of Master bedroom Solid core timber door with emulsion paint and mirror panel, fitted with timber door frame, metal and timber architrave, door lockset and door closer.	主人寢室門 實心木門配乳膠漆、鏡飾面，裝有木門框、金屬及木門楣、門鎖及門鼓。

3. Interior Fittings 室內裝置

Plantation Boulevard House 2-3, 5-7

Plantation Boulevard 2-3, 5-7 號洋房

Item 細項	Description	描述
(a) Doors 門	Carpark Garage door Motorized garage door. No accessories.	停車場車庫門 機動車車庫閘。不設配件。
	Door of Carpark Lift Lobby to Carpark Solid core timber door with paint fitted with timber door frame, architrave, door lockset and door closer.	停車場電梯大堂往停車場門 實心木門配漆油，裝有木門框、門楣、門鎖及門鼓。
	Door of Carpark to Corridor outside F.S Pump Room and Corridor outside Electrical Room Solid core timber door with plastic laminate, fitted with timber door frame, architrave, door lockset and door closer.	停車場往消防泵房外走廊及電錶房外走廊門 實心木門配塑料層壓板，裝有木門框、門楣、門鎖及門鼓。
	Doors of A/C Plant Room, Potable & Flushing Water Pump Room, Electrical Room, F.S. Pump Room and carpark to corridor outside F.S Pump Room Solid core timber door with paint, fitted with timber door frame, architrave, door lockset and door closer.	空調機房、食水和沖廁水泵房、電錶房、消防泵房及停車場往消防泵房門外走廊門 實心木門配漆油，裝有木門框、門楣、門鎖及門鼓。
	Doors of Master Bedroom to Balcony Glazed doors with aluminum frame, fitted with door lockset.	飯廳往庭院門 鋁框玻璃門，裝有門鎖。
	Doors of Living Room to Garden Glazed folding doors with aluminum frame, fitted with door lockset	客廳往花園及主人套房往露台門 鋁框玻璃趟摺門，裝有門鎖。
	Door of Ground Floor Foyer main entry Aluminium door with metal cladding, fitted with aluminium door frame, architrave, door lockset and door closer.	地下前廳入口大門 實心鋁門配金屬蓋板，裝有鋁門框、門楣、門鎖及門鼓。
	Door of Ground Floor Foyer to W/C 1 Solid core timber door with emulsion paint, fitted with timber door frame, architrave, door lockset and door closer.	地下前廳往洗手間1門 實心木門配乳膠漆，裝有木門框、門楣、門鎖及門鼓。
	Doors of Ground Floor Foyer to Basement Solid core timber door with emulsion paint, fitted with timber door frame, architrave and door closer.	地下前廳往地庫門 實心木門配乳膠漆，裝有木門框、門楣及門鼓。
	Doors of Ground Floor Foyer to Kitchen Solid core timber door with emulsion paint, fitted with automatic door system, timber door frame, architrave and door closer.	地下前廳往廚房門 實心木門配乳膠漆，裝有自動開閉門系統、木門框、門楣及門鼓。
	Door of Kitchen to Utility Solid core timber door with emulsion paint, fitted with timber door frame, architrave, door lockset and door closer.	廚房門往工作間門 實心木門配乳膠漆，裝有木門框、門楣、門鎖及門鼓。
	Door of Utility to W/C 2 Glazed folding door fitted with aluminum frame and door lockset.	工作間往洗手間2門 鋁框玻璃折疊門，裝有門鎖。
	Doors of Bedroom 1-3 and Bathrooms 1-3 Solid core timber door with emulsion paint, fitted with timber door frame, architrave, door lockset and door closer.	套房1-3門及套房浴室1-3門 實心木門配乳膠漆，裝有木門框、門楣、門鎖及門鼓。
	Door of Master Bedroom Solid core timber door with emulsion paint, fitted with timber door frame, architrave, door lockset and door closer.	主人寢室門 實心木門配乳膠漆，裝有木門框、門楣、門鎖及門鼓。
	Doors of Closet 1-2 Solid core timber sliding doors with emulsion paint and mirror panel, fitted with timber door frame, architrave and door lockset.	衣帽間1-2門 實心木趟門配乳膠漆及鏡飾面，裝有門楣、木門框及門鎖。
	Doors of Master Bathroom Solid core timber sliding doors, with emulsion paint, fitted with timber door frame, architrave and door lockset.	主人浴室門 實心木趟門配乳膠漆，裝有門楣、木門框及門鎖。
Door of Master Closet 1 Solid core timber door with emulsion paint, fitted with timber door frame, architrave, door lockset and door closer.	主人衣帽間1門 實心木門配乳膠漆，裝有木門框、門楣、門鎖及門鼓。	

Note: Plantation Boulevard House 4 is omitted.

註：不設Plantation Boulevard 4號洋房

3. Interior Fittings 室內裝置

Plantation Boulevard House 8

Plantation Boulevard 8 號洋房

Item 細項	Description	描述
(a) Doors 門	Carpark Garage door Motorized garage door. No accessories.	停車場車庫門 機動車車庫閘。不設配件。
	Door of Carpark Lift Lobby to Carpark Solid core timber door with paint fitted with timber door frame, architrave, door lockset and door closer.	停車場電梯大堂往停車場門 實心木門配漆油，裝有木門框、門楣、門鎖及門鼓。
	Door of Carpark to Corridor outside F.S Pump Room and Corridor outside Electrical Room Solid core timber door with plastic laminate, fitted with timber door frame, architrave, door lockset and door closer.	停車場往消防泵房外走廊及電錶房外走廊門 實心木門配塑料層壓板，裝有木門框、門楣、門鎖及門鼓。
	Doors of A/C Plant Room, Potable & Flushing Water Pump Room, Electrical Room, F.S. Pump Room and carpark to corridor outside F.S Pump Room Solid core timber door with paint, fitted with timber door frame, architrave, door lockset and door closer.	空調機房、食水和沖廁水泵房、電錶房、消防泵房及停車場往消防泵房門外走廊門 實心木門配漆油，裝有木門框、門楣、門鎖及門鼓。
	Doors of Master Bedroom to Balcony Glazed doors with aluminum frame, fitted with door lockset.	飯廳往庭院門 鋁框玻璃門，裝有門鎖。
	Doors of Living Room to Garden Glazed folding doors with aluminum frame, fitted with door lockset	客廳往花園及主人套房往露台門 鋁框玻璃趟摺門，裝有門鎖。
	Door of Ground Floor Foyer main entry Aluminium door with metal cladding, fitted with aluminium door frame, architrave, door lockset and door closer.	地下前廳入口大門 實心鋁門配金屬蓋板，裝有鋁門框、門楣、門鎖及門鼓。
	Door of Ground Floor Foyer to W/C 1 Solid core timber door with emulsion paint, fitted with timber door frame, architrave, door lockset and door closer.	地下前廳往洗手間1門 實心木門配乳膠漆，裝有木門框、門楣、門鎖及門鼓。
	Doors of Ground Floor Foyer to Basement Solid core timber door with emulsion paint, fitted with timber door frame, architrave and door closer.	地下前廳往地庫門 實心木門配乳膠漆，裝有木門框、門楣及門鼓。
	Doors of Ground Floor Foyer to Kitchen Solid core timber door with emulsion paint, fitted with automatic door system, timber door frame, architrave and door closer.	地下前廳往廚房門 實心木門配乳膠漆，裝有自動開閉門系統、木門框、門楣及門鼓。
	Door of Kitchen to Utility Solid core timber door with emulsion paint, fitted with timber door frame, architrave, door lockset and door closer.	廚房門往工作間門 實心木門配乳膠漆，裝有木門框、門楣、門鎖及門鼓。
	Door of Utility to W/C 2 Glazed folding door fitted with aluminum frame and door lockset.	工作間往洗手間2門 鋁框玻璃折疊門，裝有門鎖。
	Doors of Bedroom 1-3 and Bathrooms 1-3 Solid core timber door with emulsion paint, fitted with timber door frame, architrave, door lockset and door closer.	套房1-3門及套房浴室1-3門 實心木門配乳膠漆，裝有木門框、門楣、門鎖及門鼓。
	Door of Master Bedroom Solid core timber door with emulsion paint, fitted with timber door frame, architrave, door lockset and door closer.	主人寢室門 實心木門配乳膠漆，裝有木門框、門楣、門鎖及門鼓。
	Doors of Closet 1- 2 and Master Bathroom Solid core timber sliding door with paint, fitted with lockset.	衣帽間1-2門、主人浴室門 髹漆實心木躺門，配以門鎖。
Doors of Master Bathroom and Second Floor Lift Hall Solid core timber sliding doors, with emulsion paint, fitted with timber door frame, architrave and door lockset.	主人浴室門和二樓升降機大堂門 實心木趟門配乳膠漆，裝有門楣、木門框及門鎖。	

3. Interior Fittings 室內裝置

Plantation Boulevard House 9

Plantation Boulevard 9 號洋房

Item 細項	Description	描述
(a) Doors 門	Carpark Garage door Motorized garage door. No accessories.	停車場車庫門 機動車車庫閘。不設配件。
	Door of Carpark Lift Lobby to Carpark Solid core timber door with paint, fitted with timber door frame, door lockset and door closer.	停車場電梯大堂往停車場門 實心木門配漆油，裝有木門框、門鎖及門鼓。
	Door of Carpark to Corridor outside A/C Plant Room and Corridor to Potable & Flushing Water Pump Room Solid core timber door with plastic laminate, fitted with timber door frame, architrave, door lockset and door closer.	停車場往空調機房外走廊及走廊門往食水和沖廁水泵房 實心木門配塑料層壓板，裝有木門框、門楣、門鎖及門鼓。
	Doors of A/C Plant Room, Potable & Flushing Water Pump Room, Electrical Room and F.S. Pump Room Solid core timber door with paint, fitted with timber door frame, architrave, door lockset and door closer.	空調機房、食水和沖廁水泵房、電錶房及消防泵房門 實心木門配漆油，裝有木門框、門楣、門鎖及門鼓。
	Doors of Master Bedroom to Balcony Glazed doors with aluminum frame, fitted with door lockset.	主人套房往露台門 鋁框玻璃門，裝有門鎖。
	Doors of Living Room to Garden Glazed sliding doors with aluminum frame, fitted with door lockset	客廳往花園門 鋁框玻璃趟門，裝有門鎖。
	Door of Ground Floor Foyer main entry Aluminium door with metal cladding, fitted with aluminium door frame, architrave, door lockset and door closer.	地下前廳入口大門 實心鋁門配，裝有鋁門框、門楣、門鎖及門鼓。
	Door of Ground Floor Foyer to Basement Solid core timber door with emulsion paint, fitted with timber door frame, architrave and door closer.	地下前廳往地庫門 實心木門配乳膠漆，裝有木門框、門楣及門鼓。
	Door of Ground Floor Foyer to Kitchen Solid core timber sliding door with emulsion paint, fitted automatic sliding door system, timber door frame and architrave.	地下前廳往廚房門 實心木趟門配乳膠漆，裝有自動趟門系統、木門框及門楣。
	Door of Dining Room to Kitchen Solid core timber door with emulsion paint, fitted automatic door system, timber door frame, architrave and door closer.	地下飯廳往廚房門 實心木門配乳膠漆，裝有自動開閉門系統、木門框、門楣及門鼓。
	Door of Utility Solid core timber door with emulsion paint, fitted with timber door frame, architrave, door lockset and door closer.	工作間門 實心木門配乳膠漆，裝有木門框、門楣、門鎖及門鼓。
	Door of Utility to W/C 1 Glazed folding door fitted with aluminum frame and door lockset.	工作間往洗手間1門 鋁框玻璃折疊門，裝有門鎖。
	Doors of Bedroom 1-3, Bathrooms 1-3, Closet 1, Master Bedroom, Master Bathroom and Master Closet 1-2 Solid core timber door with emulsion paint, fitted with timber door frame, architrave, door lockset and door closer.	套房1-3門、浴室1-3門、衣帽間1門、主人寢室門、主人浴室門及主人衣帽間1-2門 實心木門配乳膠漆，裝有木門框、門楣、門鎖及門鼓。
	Doors of W/C 2 Solid core timber sliding doors, with emulsion paint, fitted with timber door frame, architrave and door lockset.	洗手間2門 實心木趟門配乳膠漆，裝有木門框、門楣及門鎖。

3. Interior Fittings 室內裝置

Plantation Boulevard House 1

Plantation Boulevard 1 號洋房

Item 細項	Description	描述
(b) Bathroom 浴室	<p>Bathroom 1</p> <p>Fitted with natural stone countertop and sanitary wares and fittings include electroplated wash basin mixer, electroplated shower set, electroplated head shower, ceramic wash basin, shower cubicle with glass door and metal handle, ceramic water closet, electroplated towel bar, electroplated paper holder and wooden cabinet.</p> <p>For type and material of water supply system, please refer to "Water Supply" below.</p>	<p>浴室1</p> <p>裝設天然石材檯面配以衛浴潔具及配件，包括電鍍洗手盆水龍頭、電鍍花灑套裝、電鍍頂部花灑、陶瓷洗手盆、淋浴間設玻璃門及金屬手柄、陶瓷坐廁、電鍍毛巾架、電鍍廁紙架及木櫃。</p> <p>供水系統的類型及用料見下文「供水」一欄。</p>
	<p>Bathroom 2</p> <p>Fitted with natural stone countertop and sanitary wares and fittings include electroplated wash basin mixer, electroplated bath mixer and shower set, ceramic wash basin, enameled steel bathtub (1800mm (L) x 800mm (W) x 485mm (D)), ceramic water closet, electroplated rode hook, electroplated paper holder and wooden cabinet.</p> <p>For type and material of water supply system, please refer to "Water Supply" below.</p>	<p>浴室2</p> <p>裝設天然石材檯面配以衛浴潔具及配件，包括電鍍洗手盆水龍頭、電鍍淋浴水龍頭及花灑套裝、陶瓷洗手盆、搪瓷鋼浴缸(1800毫米(長) x 800毫米(寬) x 485毫米(深))、陶瓷坐廁、電鍍掛鉤、電鍍廁紙架及木櫃。</p> <p>供水系統的類型及用料見下文「供水」一欄。</p>
	<p>Bathroom 3</p> <p>Fitted with natural stone countertop and sanitary wares and fittings include electroplated wash basin mixer, electroplated bath mixer and shower set, ceramic wash basin, enameled steel bathtub (1700mm (L) x 750mm (W) x 410mm (D)), ceramic water closet, electroplated towel bar, electroplated paper holder and wooden cabinet.</p> <p>For type and material of water supply system, please refer to "Water Supply" below.</p>	<p>浴室3</p> <p>裝設天然石材檯面配以衛浴潔具及配件，包括電鍍洗手盆水龍頭、電鍍淋浴水龍頭及花灑套裝、陶瓷洗手盆、搪瓷鋼浴缸 (1700毫米(長) x 750毫米(寬) x 410毫米(深))、陶瓷坐廁、電鍍毛巾架、電鍍廁紙架及木櫃。</p> <p>供水系統的類型及用料見下文「供水」一欄。</p>
	<p>Master Bathroom</p> <p>Fitted with natural stone countertop and sanitary wares and fittings include electroplated wash basin mixer, electroplated bath mixer and shower set, electroplated head shower, ceramic wash basin, enameled steel bathtub (1800mm (L) x 800mm (W) x 430mm (D)), shower cubicle and wc cubicle with glass door and metal handle, ceramic water closet, electroplated towel bar, electroplated tower bar, electroplated paper holder and wooden cabinet.</p> <p>For type and material of water supply system, please refer to "Water Supply" below.</p>	<p>主人浴室</p> <p>裝設天然石材檯面配以衛浴潔具及配件，包括電鍍洗手盆水龍頭、電鍍浴缸水龍頭和花灑套裝、電鍍頂部花灑、陶瓷洗手盆、搪瓷鋼浴缸 (1800毫米(長) x 800毫米(寬) x 430毫米(深))、淋浴間及坐廁間配玻璃浴屏及金屬手柄、陶瓷坐廁、電鍍毛巾架、電鍍廁紙架及木櫃。</p> <p>供水系統的類型及用料見下文「供水」一欄。</p>
	<p>Ground Floor W/C 2</p> <p>Fitted with sanitary wares and fittings include electroplated wash basin mixer, electroplated shower set, ceramic wash basin, ceramic water closet.</p> <p>For type and material of water supply system, please refer to "Water Supply" below.</p>	<p>地下洗手間2</p> <p>裝設衛浴潔具及配件，包括電鍍洗手盆水龍頭、電鍍花灑套裝、陶瓷面盆、陶瓷坐廁。</p> <p>供水系統的類型及用料見下文「供水」一欄。</p>

3. Interior Fittings 室內裝置

Plantation Boulevard House 2

Plantation Boulevard 2 號洋房

Item 細項	Description	描述
(b) Bathroom 浴室	<p>Bathroom 1</p> <p>Fitted with natural stone countertop and sanitary wares and fittings include electroplated wash basin mixer, electroplated bath mixer and shower set, electroplated head shower, ceramic wash basin, enameled steel bathtub (1800mm (L) x 800mm (W) x 410mm (D)), ceramic water closet, electroplated towel bar, electroplated robe hook, electroplated paper holder and wooden cabinet.</p> <p>For type and material of water supply system, please refer to "Water Supply" below.</p>	<p>浴室1</p> <p>裝設天然石材檯面配以衛浴潔具及配件，包括電鍍洗手盆水龍頭、電鍍浴缸水龍頭和花灑套裝、電鍍頂部花灑、陶瓷洗手盆、搪瓷鋼浴缸 (1800毫米(長) x 800毫米(寬) x 410毫米(深))、陶瓷坐廁、電鍍毛巾架、電鍍掛鉤、電鍍廁紙架及木櫃。</p> <p>供水系統的類型及用料見下文「供水」一欄。</p>
	<p>Bathroom 2</p> <p>Fitted with natural stone countertop and sanitary wares and fittings include electroplated wash basin mixer, electroplated bath mixer and shower set, electroplated head shower, ceramic wash basin, enameled steel bathtub (1800mm (L) x 800mm (W) x 410mm (D)), ceramic water closet, electroplated towel bar, electroplated robe hook, electroplated paper holder and wooden cabinet.</p> <p>For type and material of water supply system, please refer to "Water Supply" below.</p>	<p>浴室2</p> <p>裝設天然石材檯面配以衛浴潔具及配件，包括電鍍洗手盆水龍頭、電鍍浴缸水龍頭和花灑套裝、電鍍頂部花灑、陶瓷洗手盆、搪瓷鋼浴缸 (1800毫米(長) x 800毫米(寬) x 410毫米(深))、陶瓷坐廁、電鍍毛巾架、電鍍掛鉤、電鍍廁紙架及木櫃。</p> <p>供水系統的類型及用料見下文「供水」一欄。</p>
	<p>Bathroom 3</p> <p>Fitted with natural stone countertop and sanitary wares and fittings include electroplated wash basin mixer, electroplated bath mixer and shower set, electroplated head shower, ceramic wash basin, enameled steel bathtub (1800mm (L) x 800mm (W) x 410mm (D)), ceramic water closet, electroplated towel bar, electroplated robe hook, electroplated paper holder and wooden cabinet.</p> <p>For type and material of water supply system, please refer to "Water Supply" below.</p>	<p>浴室3</p> <p>裝設天然石材檯面配以衛浴潔具及配件，包括電鍍洗手盆水龍頭、電鍍浴缸水龍頭和花灑套裝、電鍍頂部花灑、陶瓷洗手盆、搪瓷鋼浴缸 (1800毫米(長) x 800毫米(寬) x 410毫米(深))、陶瓷坐廁、電鍍毛巾架、電鍍掛鉤、電鍍廁紙架及木櫃。</p> <p>供水系統的類型及用料見下文「供水」一欄。</p>
	<p>Master Bathroom</p> <p>Fitted with natural stone countertop and sanitary wares and fittings include electroplated wash basin mixer, electroplated bath mixer and shower set, electroplated head shower, ceramic wash basin, composite stone bathtub (1800mm (L) x 900mm (W) x 525mm (D)), shower cubicle and wc cubicle with glass door and metal handle, ceramic water closet, electroplated towel warmer bar, electroplated tower bar, electroplated robe hook, electroplated paper holder and wooden cabinet.</p> <p>For type and material of water supply system, please refer to "Water Supply" below.</p>	<p>主人浴室</p> <p>裝設天然石材檯面配以衛浴潔具及配件，包括電鍍洗手盆水龍頭、電鍍浴缸水龍頭和花灑套裝、電鍍頂部花灑、陶瓷洗手盆、複合石材浴缸 (1800毫米(長) x 900毫米(寬) x 525毫米(深))、淋浴間及坐廁間配玻璃浴屏及金屬手柄、陶瓷坐廁、電鍍暖毛巾架、電鍍掛鉤、電鍍廁紙架及木櫃。</p> <p>供水系統的類型及用料見下文「供水」一欄。</p>
	<p>Ground Floor W/C 2 in Utility</p> <p>Fitted with sanitary wares and fittings include electroplated wash basin mixer, electroplated shower set, ceramic wash basin, ceramic water closet.</p> <p>For type and material of water supply system, please refer to "Water Supply" below.</p>	<p>地下工作間內洗手間2</p> <p>裝設衛浴潔具及配件，包括電鍍洗手盆水龍頭、電鍍花灑套裝、陶瓷面盆、陶瓷坐廁。</p> <p>供水系統的類型及用料見下文「供水」一欄。</p>

3. Interior Fittings 室內裝置

Plantation Boulevard House 3, 5-7

Plantation Boulevard 3, 5-7 號洋房

Item 細項	Description	描述
(b) Bathroom 浴室	<p>Bathroom 1</p> <p>Fitted with natural stone countertop and sanitary wares and fittings include electroplated wash basin mixer, electroplated bath mixer and shower set, electroplated head shower, ceramic wash basin, enameled steel bathtub (1800mm (L) x 800mm (W) x 410mm (D)), ceramic water closet, electroplated towel bar, electroplated robe hook, electroplated paper holder and wooden cabinet.</p> <p>For type and material of water supply system, please refer to "Water Supply" below.</p>	<p>浴室1</p> <p>裝設天然石材檯面配以衛浴潔具及配件，包括電鍍洗手盆水龍頭、電鍍浴缸水龍頭和花灑套裝、電鍍頂部花灑、陶瓷洗手盆、搪瓷鋼浴缸 (1800毫米(長) x 800毫米(寬) x 410毫米(深))、陶瓷坐廁、電鍍毛巾架、電鍍掛鉤、電鍍廁紙架及木櫃。</p> <p>供水系統的類型及用料見下文「供水」一欄。</p>
	<p>Bathroom 2</p> <p>Fitted with natural stone countertop and sanitary wares and fittings include electroplated wash basin mixer, electroplated bath mixer and shower set, electroplated head shower, ceramic wash basin, enameled steel bathtub (1800mm (L) x 800mm (W) x 410mm (D)), ceramic water closet, electroplated towel bar, electroplated robe hook, electroplated paper holder and wooden cabinet.</p> <p>For type and material of water supply system, please refer to "Water Supply" below.</p>	<p>浴室2</p> <p>裝設天然石材檯面配以衛浴潔具及配件，包括電鍍洗手盆水龍頭、電鍍浴缸水龍頭和花灑套裝、電鍍頂部花灑、陶瓷洗手盆、搪瓷鋼浴缸 (1800毫米(長) x 800毫米(寬) x 410毫米(深))、陶瓷坐廁、電鍍毛巾架、電鍍掛鉤、電鍍廁紙架及木櫃。</p> <p>供水系統的類型及用料見下文「供水」一欄。</p>
	<p>Bathroom 3</p> <p>Fitted with natural stone countertop and sanitary wares and fittings include electroplated wash basin mixer, electroplated bath mixer and shower set, electroplated head shower, ceramic wash basin, enameled steel bathtub (1800mm (L) x 800mm (W) x 410mm (D)), ceramic water closet, electroplated towel bar, electroplated robe hook, electroplated paper holder and wooden cabinet.</p> <p>For type and material of water supply system, please refer to "Water Supply" below.</p>	<p>浴室3</p> <p>裝設天然石材檯面配以衛浴潔具及配件，包括電鍍洗手盆水龍頭、電鍍浴缸水龍頭和花灑套裝、電鍍頂部花灑、陶瓷洗手盆、搪瓷鋼浴缸 (1800毫米(長) x 800毫米(寬) x 410毫米(深))、陶瓷坐廁、電鍍毛巾架、電鍍掛鉤、電鍍廁紙架及木櫃。</p> <p>供水系統的類型及用料見下文「供水」一欄。</p>
	<p>Master Bathroom</p> <p>Fitted with natural stone countertop and sanitary wares and fittings include electroplated wash basin mixer, electroplated bath mixer and shower set, electroplated head shower, ceramic wash basin, composite stone bathtub (1800mm (L) x 900mm (W) x 525mm (D)), shower cubicle and wc cubicle with glass door and metal handle, ceramic water closet, electroplated towel warmer bar, electroplated tower bar, electroplated robe hook, electroplated paper holder and wooden cabinet.</p> <p>For type and material of water supply system, please refer to "Water Supply" below.</p>	<p>主人浴室</p> <p>裝設天然石材檯面配以衛浴潔具及配件，包括電鍍洗手盆水龍頭、電鍍浴缸水龍頭和花灑套裝、電鍍頂部花灑、陶瓷洗手盆、複合石材浴缸 (1800毫米(長) x 900毫米(寬) x 525毫米(深))、淋浴間及坐廁間配玻璃浴屏及金屬手柄、陶瓷坐廁、電鍍暖毛巾架、電鍍掛鉤、電鍍廁紙架及木櫃。</p> <p>供水系統的類型及用料見下文「供水」一欄。</p>
	<p>Ground Floor W/C 2 in Utility</p> <p>Fitted with sanitary wares and fittings include electroplated wash basin mixer, electroplated shower set, ceramic wash basin, ceramic water closet.</p> <p>For type and material of water supply system, please refer to "Water Supply" below.</p>	<p>地下工作間內洗手間2</p> <p>裝設衛浴潔具及配件，包括電鍍洗手盆水龍頭、電鍍花灑套裝、陶瓷面盆、陶瓷坐廁。</p> <p>供水系統的類型及用料見下文「供水」一欄。</p>

Note: Plantation Boulevard House 4 is omitted.

註：不設Plantation Boulevard 4號洋房

3. Interior Fittings 室內裝置

Plantation Boulevard House 8

Plantation Boulevard 8 號洋房

Item 細項	Description	描述
(b) Bathroom 浴室	<p>Bathroom 1</p> <p>Fitted with natural stone countertop and sanitary wares and fittings include electroplated wash basin mixer, electroplated bath mixer and shower set, electroplated head shower, ceramic wash basin, enameled steel bathtub (1800mm (L) x 800mm (W) x 410mm (D)), ceramic water closet, electroplated towel bar, electroplated robe hook, electroplated paper holder and wooden cabinet.</p> <p>For type and material of water supply system, please refer to "Water Supply" below.</p>	<p>浴室1</p> <p>裝設天然石材檯面配以衛浴潔具及配件，包括電鍍洗手盆水龍頭、電鍍浴缸水龍頭和花灑套裝、電鍍頂部花灑、陶瓷洗手盆、搪瓷鋼浴缸 (1800毫米(長) x 800毫米(寬) x 410毫米(深))、陶瓷坐廁、電鍍毛巾架、電鍍掛鉤、電鍍廁紙架及木櫃。</p> <p>供水系統的類型及用料見下文「供水」一欄。</p>
	<p>Bathroom 2</p> <p>Fitted with natural stone countertop and sanitary wares and fittings include electroplated wash basin mixer, electroplated bath mixer and shower set, electroplated head shower, ceramic wash basin, enameled steel bathtub (1800mm (L) x 800mm (W) x 410mm (D)), ceramic water closet, electroplated towel bar, electroplated robe hook, electroplated paper holder and wooden cabinet.</p> <p>For type and material of water supply system, please refer to "Water Supply" below.</p>	<p>浴室2</p> <p>裝設天然石材檯面配以衛浴潔具及配件，包括電鍍洗手盆水龍頭、電鍍浴缸水龍頭和花灑套裝、電鍍頂部花灑、陶瓷洗手盆、搪瓷鋼浴缸 (1800毫米(長) x 800毫米(寬) x 410毫米(深))、陶瓷坐廁、電鍍毛巾架、電鍍掛鉤、電鍍廁紙架及木櫃。</p> <p>供水系統的類型及用料見下文「供水」一欄。</p>
	<p>Bathroom 3</p> <p>Fitted with natural stone countertop and sanitary wares and fittings include electroplated wash basin mixer, electroplated bath mixer and shower set, electroplated head shower, ceramic wash basin, enameled steel bathtub (1800mm (L) x 800mm (W) x 410mm (D)), ceramic water closet, electroplated towel bar, electroplated robe hook, electroplated paper holder and wooden cabinet.</p> <p>For type and material of water supply system, please refer to "Water Supply" below.</p>	<p>浴室3</p> <p>裝設天然石材檯面配以衛浴潔具及配件，包括電鍍洗手盆水龍頭、電鍍浴缸水龍頭和花灑套裝、電鍍頂部花灑、陶瓷洗手盆、搪瓷鋼浴缸 (1800毫米(長) x 800毫米(寬) x 410毫米(深))、陶瓷坐廁、電鍍毛巾架、電鍍掛鉤、電鍍廁紙架及木櫃。</p> <p>供水系統的類型及用料見下文「供水」一欄。</p>
	<p>Master Bathroom</p> <p>Fitted with natural stone countertop and sanitary wares and fittings include electroplated wash basin mixer, electroplated bath mixer and shower set, electroplated head shower, ceramic wash basin, composite stone bathtub (1800mm (L) x 900mm (W) x 525mm (D)), shower cubicle and wc cubicle with glass door and metal handle, ceramic water closet, electroplated towel warmer bar, electroplated tower bar, electroplated robe hook, electroplated paper holder and wooden cabinet.</p> <p>For type and material of water supply system, please refer to "Water Supply" below.</p>	<p>主人浴室</p> <p>裝設天然石材檯面配以衛浴潔具及配件，包括電鍍洗手盆水龍頭、電鍍浴缸水龍頭和花灑套裝、電鍍頂部花灑、陶瓷洗手盆、複合石材浴缸 (1800毫米(長) x 900毫米(寬) x 525毫米(深))、淋浴間及坐廁間配玻璃浴屏及金屬手柄、陶瓷坐廁、電鍍暖毛巾架、電鍍掛鉤、電鍍廁紙架及木櫃。</p> <p>供水系統的類型及用料見下文「供水」一欄。</p>
	<p>Ground Floor W/C 2 in Utility</p> <p>Fitted with sanitary wares and fittings include electroplated wash basin mixer, electroplated shower set, ceramic wash basin, ceramic water closet.</p> <p>For type and material of water supply system, please refer to "Water Supply" below.</p>	<p>地下工作間內洗手間2</p> <p>裝設衛浴潔具及配件，包括電鍍洗手盆水龍頭、電鍍花灑套裝、陶瓷面盆、陶瓷坐廁。</p> <p>供水系統的類型及用料見下文「供水」一欄。</p>

3. Interior Fittings 室內裝置

Plantation Boulevard House 9

Plantation Boulevard 9 號洋房

Item 細項	Description	描述
(b) Bathroom 浴室	<p>Bathroom 1</p> <p>Fitted with natural stone countertop and sanitary wares and fittings include electroplated wash basin mixer, electroplated shower set, electroplated head shower, ceramic wash basin, shower cubicle with glass door and metal handle, ceramic water closet, electroplated towel bar, electroplated robe hook, electroplated paper holder and wooden cabinet.</p> <p>For type and material of water supply system, please refer to "Water Supply" below.</p>	<p>浴室1</p> <p>裝設天然石材檯面配以衛浴潔具及配件，包括電鍍洗手盆水龍頭、電鍍花灑套裝、電鍍頂部花灑、陶瓷洗手盆、淋浴間設玻璃門及金屬手柄、陶瓷坐廁、電鍍毛巾架、電鍍掛鉤、電鍍廁紙架及木櫃。</p> <p>供水系統的類型及用料見下文「供水」一欄。</p>
	<p>Bathroom 2</p> <p>Fitted with natural stone countertop and sanitary wares and fittings include electroplated wash basin mixer, electroplated shower set, electroplated head shower, ceramic wash basin, shower cubicle with glass door and metal handle, ceramic water closet, electroplated towel bar, electroplated robe hook, electroplated paper holder and wooden cabinet.</p> <p>For type and material of water supply system, please refer to "Water Supply" below.</p>	<p>浴室2</p> <p>裝設天然石材檯面配以衛浴潔具及配件，包括電鍍洗手盆水龍頭、電鍍花灑套裝、電鍍頂部花灑、陶瓷洗手盆、淋浴間設玻璃門及金屬手柄、陶瓷坐廁、電鍍毛巾架、電鍍掛鉤、電鍍廁紙架及木櫃。</p> <p>供水系統的類型及用料見下文「供水」一欄。</p>
	<p>Bathroom 3</p> <p>Fitted with natural stone countertop and sanitary wares and fittings include electroplated wash basin mixer, electroplated shower set, electroplated head shower, ceramic wash basin, shower cubicle with glass door and metal handle, ceramic water closet, electroplated towel bar, electroplated robe hook, electroplated paper holder and wooden cabinet.</p> <p>For type and material of water supply system, please refer to "Water Supply" below.</p>	<p>浴室3</p> <p>裝設天然石材檯面配以衛浴潔具及配件，包括電鍍洗手盆水龍頭、電鍍花灑套裝、電鍍頂部花灑、陶瓷洗手盆、淋浴間設玻璃門及金屬手柄、陶瓷坐廁、電鍍毛巾架、電鍍掛鉤、電鍍廁紙架及木櫃。</p> <p>供水系統的類型及用料見下文「供水」一欄。</p>
	<p>Master Bathroom</p> <p>Fitted with natural stone countertop and sanitary wares and fittings include electroplated wash basin mixer, electroplated bath mixer and shower set, electroplated head shower, ceramic wash basin, enameled steel bathtub (1800mm (L) x 800mm (W) x 430mm (D)), shower cubicle and wc cubicle with glass door and metal handle, ceramic water closet, electroplated towel bar, electroplated tower bar, electroplated paper holder and wooden cabinet.</p> <p>For type and material of water supply system, please refer to "Water Supply" below.</p>	<p>主人浴室</p> <p>裝設天然石材檯面配以衛浴潔具及配件，包括電鍍洗手盆水龍頭、電鍍浴缸水龍頭和花灑套裝、電鍍頂部花灑、陶瓷洗手盆、搪瓷鋼浴缸 (1800毫米(長) x 800毫米(寬) x 430毫米(深))、淋浴間及坐廁間配玻璃浴屏及金屬手柄、陶瓷坐廁、電鍍毛巾架、電鍍廁紙架及木櫃。</p> <p>供水系統的類型及用料見下文「供水」一欄。</p>
	<p>Ground Floor W/C 1 in Utility</p> <p>Fitted with sanitary wares and fittings include electroplated wash basin mixer, electroplated shower set, ceramic wash basin, ceramic water closet.</p> <p>For type and material of water supply system, please refer to "Water Supply" below.</p>	<p>地下工作間內洗手間1</p> <p>裝設衛浴潔具及配件，包括電鍍洗手盆水龍頭、電鍍花灑套裝、陶瓷面盆、陶瓷坐廁。</p> <p>供水系統的類型及用料見下文「供水」一欄。</p>

3. Interior Fittings 室內裝置

Plantation Boulevard House 1

Plantation Boulevard 1 號洋房

Item 細項	Description	描述
(c) Kitchen 廚房	Fitted with wooden cabinet with high gloss lacquered and glass finish door panel with metal frame, stainless steel sink with electroplated sink mixer. For material of water supply system, please refer to "Water Supply" below. For equipment provision, please refer to "Appliance" below.	裝設木製廚櫃配高光漆面門板及金屬框玻璃飾面、不銹鋼洗滌盆配以電鍍洗滌盆水龍頭。 供水系統的類型及用料見下文「供水」一欄。 設備詳情請參考「設備」一欄。
(d) Bedroom 睡房	Bedroom 3 - Fitted with built-in wooden cabinetry with veneer, glass with metal frame and fabric finish Master Bedroom - Fitted with built-in wooden cabinet with painted, wall paper, stone, glass with metal frame, mirror finish, stainless steel sink and electroplated sink mixer.	套房3 - 配有內置木皮、金屬框玻璃及布料飾面的木製櫃子。 主人寢室 - 配有內置油漆、牆紙、石材、有框玻璃及鏡子，不銹鋼洗滌盆配電鍍洗滌盆龍頭的木製櫃子。
(e) Telephone 電話	Fitted with telephone connection points. For the number and the location of connection points, please refer to the "Schedule of Mechanical and Electrical Provisions".	裝設電話接駁點。 有關接駁點之數目及位置，請參考「機電裝置數量說明表」。
(f) Aerials 天線	Fitted with communal TV and FM connection points. For the number and location of connection points, please refer to the "Schedule of Mechanical and Electrical Provisions".	裝設公共電視及FM電台接駁點。 有關接駁點之數目及位置，請參考「機電裝置數量說明表」。
(g) Electrical installations 電力裝置	Fitted with three phase electricity supply with miniature circuit breakers distribution boards complete with residual current protection is provided for individual houses. All conduits are concealed except those inside or enclosed by block wall, false ceiling, bulkhead, mouldings, cornices and cabinets. For the number and location of power points and air-conditioner points, please refer to the "Schedule of Mechanical and Electrical Provisions".	裝設三相電力供電於每座洋房均並備有配電箱及微型斷路器及包括漏電保護。 所有電線均採用隱藏式電線喉管安裝方法除部份外露電線喉管藏於磚牆、假天花，假陣、石膏板圍邊、裝飾線及廚櫃內。 有關電插座及空調機接駁點之數目及位置，請參考「機電裝置數量說明表」。
(h) Gas supply 氣體供應	Town Gas point is provided in Kitchen.	裝設煤氣喉接駁點於廚房。
(i) Washing machine connection point 洗衣機接駁點	Fitted with washer dryer connection point located in the Kitchen. Water point of a design of 22mm in diameter and drain point of a design of 40mm in diameter are provided.	裝設洗衣乾衣機接駁點於廚房。設有洗衣機來水接駁喉位(其設計為直徑22毫米)及去水接駁喉(其設計為直徑40毫米)。
(j) Water supply 供水	Fitted with PVC-coated copper pipes for both hot and cold water supply. Water pipes are concealed in part and exposed in part. Exposed water pipes are enclosed by false ceiling or bulkhead. Hot water is available.	裝設冷熱水喉管，全部採用有膠層保護之銅喉。水管部份是隱藏、部份是外露的，外露的水管由假天花或假陣所圍封。有熱水供應。

3. Interior Fittings 室內裝置

Plantation Boulevard House 2

Plantation Boulevard 2 號洋房

Item 細項	Description	描述
(c) Kitchen 廚房	Fitted with wooden cabinet with high gloss lacquered finish door panel, stainless steel sink with electroplated sink mixer. For material of water supply system, please refer to "Water Supply" below. For equipment provision, please refer to "Appliance" below.	裝設木製廚櫃配高光漆面門板、不銹鋼洗滌盆配以電鍍洗滌盆水龍頭。 供水系統的類型及用料見下文「供水」一欄。 設備詳情請參考「設備」一欄。
(d) Bedroom 睡房	Bedroom 3 - Fitted with built-in wooden wardrobe and cabinetry with painted, mirror panel with metal frame & artificial leather finishes.	套房3 - 配有內置油漆、金屬框鏡飾面及人造皮革飾面的木製衣櫃及櫃子。
(e) Telephone 電話	Fitted with telephone connection points. For the number and the location of connection points, please refer to the "Schedule of Mechanical and Electrical Provisions".	裝設電話接駁點。 有關接駁點之數目及位置，請參考「機電裝置數量說明表」。
(f) Aerials 天線	Fitted with communal TV and FM connection points. For the number and location of connection points, please refer to the "Schedule of Mechanical and Electrical Provisions".	裝設公共電視及FM電台接駁點。 有關接駁點之數目及位置，請參考「機電裝置數量說明表」。
(g) Electrical installations 電力裝置	Fitted with three phase electricity supply with miniature circuit breakers distribution boards complete with residual current protection is provided for individual houses. For the number and location of power points and air-conditioner points, please refer to the "Schedule of Mechanical and Electrical Provisions".	裝設三相電力供電於每座洋房均並備有配電箱及微型斷路器及包括漏電保護。 有關電插座及空調機接駁點之數目及位置，請參考「機電裝置數量說明表」。
(h) Gas supply 氣體供應	Town Gas point is provided in Kitchen.	裝設煤氣喉接駁點於廚房。
(i) Washing machine connection point 洗衣機接駁點	Fitted with washer dryer connection point located in the Kitchen. Water point of a design of 22mm in diameter and drain point of a design of 40mm in diameter are provided.	裝設洗衣乾衣機接駁點於廚房。設有洗衣機來水接駁喉位(其設計為直徑22毫米)及去水接駁喉(其設計為直徑40毫米)。
(j) Water supply 供水	Fitted with PVC-coated copper pipes for both hot and cold water supply. Water pipes are concealed in part and exposed in part. Exposed water pipes are enclosed by false ceiling or bulkhead. Hot water is available.	裝設冷熱水喉管，全部採用有膠層保護之銅喉。水管部份是隱藏、部份是外露的，外露的水管由假天花或假陣所圍封。有熱水供應。

3. Interior Fittings 室內裝置

Plantation Boulevard House 3, 5-7

Plantation Boulevard 3, 5-7 號洋房

Item 細項	Description	描述
(c) Kitchen 廚房	Fitted with wooden cabinet with high gloss lacquered finish door panel, stainless steel sink with electroplated sink mixer. For material of water supply system, please refer to “Water Supply” below. For equipment provision, please refer to “Appliance” below.	裝設木製廚櫃配高光漆面門板、不銹鋼洗滌盆配以電鍍洗滌盆水龍頭。 供水系統的類型及用料見下文「供水」一欄。 設備詳情請參考「設備」一欄。
(d) Bedroom 睡房	Bedroom 3 - Fitted with built-in wooden wardrobe and cabinetry with painted and covering artificial leather finishes with metal frame.	套房3 - 配有內置油漆及金屬框人造皮革飾面的木製衣櫃及櫃子
(e) Telephone 電話	Fitted with telephone connection points. For the number and the location of connection points, please refer to the “Schedule of Mechanical and Electrical Provisions”.	裝設電話接駁點。 有關接駁點之數目及位置，請參考「機電裝置數量說明表」。
(f) Aerials 天線	Fitted with communal TV and FM connection points. For the number and location of connection points, please refer to the “Schedule of Mechanical and Electrical Provisions”.	裝設公共電視及FM電台接駁點。 有關接駁點之數目及位置，請參考「機電裝置數量說明表」。
(g) Electrical installations 電力裝置	Fitted with three phase electricity supply with miniature circuit breakers distribution boards complete with residual current protection is provided for individual houses. For the number and location of power points and air-conditioner points, please refer to the “Schedule of Mechanical and Electrical Provisions”.	裝設三相電力供電於每座洋房均並備有配電箱及微型斷路器及包括漏電保護。 有關電插座及空調機接駁點之數目及位置，請參考「機電裝置數量說明表」。
(h) Gas supply 氣體供應	Town Gas point is provided in Kitchen.	裝設煤氣喉接駁點於廚房。
(i) Washing machine connection point 洗衣機接駁點	Fitted with washer dryer connection point located in the Kitchen. Water point of a design of 22mm in diameter and drain point of a design of 40mm in diameter are provided.	裝設洗衣乾衣機接駁點於廚房。設有洗衣機來水接駁喉位 (其設計為直徑22毫米) 及去水接駁喉 (其設計為直徑40毫米)。
(j) Water supply 供水	Fitted with PVC-coated copper pipes for both hot and cold water supply. Water pipes are concealed in part and exposed in part. Exposed water pipes are enclosed by false ceiling or bulkhead. Hot water is available.	裝設冷熱水喉管，全部採用有膠層保護之銅喉。水管部份是隱藏、部份是外露的，外露的水管由假天花或假陣所圍封。有熱水供應。

Note: Plantation Boulevard House 4 is omitted.

註：不設Plantation Boulevard 4號洋房

3. Interior Fittings 室內裝置

Plantation Boulevard House 8

Plantation Boulevard 8 號洋房

Item 細項	Description	描述
(c) Kitchen 廚房	Fitted with wooden cabinet with high gloss lacquered finish door panel, stainless steel sink with electroplated sink mixer. For material of water supply system, please refer to “Water Supply” below. For equipment provision, please refer to “Appliance” below.	裝設木製廚櫃配高光漆面門板、不銹鋼洗滌盆配以電鍍洗滌盆水龍頭。 供水系統的類型及用料見下文「供水」一欄。 設備詳情請參考「設備」一欄。
(d) Bedroom 睡房	Bedroom 1: Fitted with built-in wooden cabinetry with veneer finish. Bedroom 2: Fitted with built-in wooden cabinetry with veneer and metal finish. Bedroom 3: Fitted with built-in painted wooden cabinetry with PU leather and metal finish. Master Bedroom: Fitted with built-in wooden cabinetry with PU leather finish.	套房1： 配有內置髹漆的木製櫃子。 套房2： 配有內置木皮、金屬飾面的木製櫃子。 套房3： 配有內置髹漆、人造仿皮及金屬飾面的木製櫃子。 主人寢室： 配有內置木皮、人造仿皮飾面的木製櫃子。
(e) Telephone 電話	Fitted with telephone connection points. For the number and the location of connection points, please refer to the “Schedule of Mechanical and Electrical Provisions”.	裝設電話接駁點。 有關接駁點之數目及位置，請參考「機電裝置數量說明表」。
(f) Aerials 天線	Fitted with communal TV and FM connection points. For the number and location of connection points, please refer to the “Schedule of Mechanical and Electrical Provisions”.	裝設公共電視及FM電台接駁點。 有關接駁點之數目及位置，請參考「機電裝置數量說明表」。
(g) Electrical installations 電力裝置	Fitted with three phase electricity supply with miniature circuit breakers distribution boards complete with residual current protection is provided for individual houses. For the number and location of power points and air-conditioner points, please refer to the “Schedule of Mechanical and Electrical Provisions”.	裝設三相電力供電於每座洋房均並備有配電箱及微型斷路器及包括漏電保護。 有關電插座及空調機接駁點之數目及位置，請參考「機電裝置數量說明表」。
(h) Gas supply 氣體供應	Town Gas point is provided in Kitchen.	裝設煤氣喉接駁點於廚房。
(i) Washing machine connection point 洗衣機接駁點	Fitted with washer dryer connection point located in the Kitchen. Water point of a design of 22mm in diameter and drain point of a design of 40mm in diameter are provided.	裝設洗衣乾衣機接駁點於廚房。設有洗衣機來水接駁喉位 (其設計為直徑22毫米) 及去水接駁喉 (其設計為直徑40毫米)。
(j) Water supply 供水	Fitted with PVC-coated copper pipes for both hot and cold water supply. Water pipes are concealed in part and exposed in part. Exposed water pipes are enclosed by false ceiling or bulkhead. Hot water is available.	裝設冷熱水喉管，全部採用有膠層保護之銅喉。水管部份是隱藏、部份是外露的，外露的水管由假天花或假陣所圍封。有熱水供應。

3. Interior Fittings 室內裝置

Plantation Boulevard House 9

Plantation Boulevard 9 號洋房

Item 細項	Description	描述
(c) Kitchen 廚房	Fitted with wooden cabinet with high gloss lacquered finish door panel, stainless steel sink with electroplated sink mixer. For material of water supply system, please refer to “Water Supply” below. For equipment provision, please refer to “Appliance” below.	裝設木製廚櫃配高光漆面門板、不銹鋼洗滌盆配以電鍍洗滌盆水龍頭。 供水系統的類型及用料見下文「供水」一欄。 設備詳情請參考「設備」一欄。
(d) Bedroom 睡房	Bedroom 2-3 - Fitted with built-in wooden wardrobe with painted and covering artificial leather finishes with metal frame.	套房2-3 - 配有內置髹漆及金屬框人造皮革飾面的木製衣櫃
(e) Telephone 電話	Fitted with telephone connection points. For the number and the location of connection points, please refer to the “Schedule of Mechanical and Electrical Provisions”.	裝設電話接駁點。 有關接駁點之數目及位置，請參考「機電裝置數量說明表」。
(f) Aerials 天線	Fitted with communal TV and FM connection points. For the number and location of connection points, please refer to the “Schedule of Mechanical and Electrical Provisions”.	裝設公共電視及FM電台接駁點。 有關接駁點之數目及位置，請參考「機電裝置數量說明表」。
(g) Electrical installations 電力裝置	Fitted with three phase electricity supply with miniature circuit breakers distribution boards complete with residual current protection is provided for individual houses. For the number and location of power points and air-conditioner points, please refer to the “Schedule of Mechanical and Electrical Provisions”.	裝設三相電力供電於每座洋房均並備有配電箱及微型斷路器及包括漏電保護。 有關電插座及空調機接駁點之數目及位置，請參考「機電裝置數量說明表」。
(h) Gas supply 氣體供應	Town Gas point is provided in Kitchen.	裝設煤氣喉接駁點於廚房。
(i) Washing machine connection point 洗衣機接駁點	Fitted with washer dryer connection point located in the Kitchen. Water point of a design of 22mm in diameter and drain point of a design of 40mm in diameter are provided.	裝設洗衣乾衣機接駁點於廚房。設有洗衣機來水接駁喉位 (其設計為直徑22毫米) 及去水接駁喉 (其設計為直徑40毫米)。
(j) Water supply 供水	Fitted with PVC-coated copper pipes for both hot and cold water supply. Water pipes are concealed in part and exposed in part. Exposed water pipes are enclosed by false ceiling or bulkhead. Hot water is available.	裝設冷熱水喉管，全部採用有膠層保護之銅喉。水管部份是隱藏、部份是外露的，外露的水管由假天花或假陣所圍封。有熱水供應。

4. Miscellaneous 雜項

Item 細項	Description	描述
(a) Lifts 升降機	One "Schindler" lift (model no.5500MRL) in each house. Floors Served - Basement Floor, Ground Floor, First Floor and Second Floor.	每座洋房設一部「迅達」電梯(型號:5500MRL)。 所停層數:地庫、地下、一樓及二樓。
(b) Letter box 信箱	Material : Aluminium	用料: 鋁
(c) Refuse collection 垃圾收集	Refuse will be collected by cleaners and centrally handled at refuse storage and material recovery chambers on Lower Ground Floor of the Development.	家居垃圾由清潔工人收集並在位於地下低層垃圾及物料回收房中央處理。
(d) Water meter, electricity meter and gas meter 水錶、電錶及 氣體錶	Separate water meter for each house is provided. The water meters are located in the water meter cabinets at the common area at the Development. Electricity meter are located in the E.M.R 1 at the common area at the Development. The gas meter are located in the gas meter cabinet.	每間洋房提供獨立水錶。 水錶位於發展項目公用地方之水錶櫃內。 電錶位於發展項目公用地方之電錶房1內。 氣體錶位於氣體錶箱

5. Security facilities 保安設施

Item 細項	Description	描述
Security system and equipment (including details of build-in provisions and their locations) 保安系統及設備 (包括嵌入式的裝備的細節及其位置)	CCTV cameras are provided at Basement Floor Carpark, lift, Yard and Garden.	地庫停車場、升降機、庭院及花園裝有閉路電視。
	Magnetic door contacts are provided at entrance doors. Magnetic window contacts and glass break sensors are provided at some windows. Smoke detector and gas leakage detector are provided in the Kitchen.	入口大門裝有磁門觸點。部份窗戶裝有磁窗觸點及玻璃破碎感應器。廚房裝有煙霧探測器及氣體洩漏探測器。
	Panic alarm buttons are provided at Utility (House1 to House 9), Study (House 1) and Master Closet (House 2 to House 9). The signals will be delivered to the guard house directly.	工作間(1號洋房至9號洋房), 書房(1號洋房)及主人房衣帽間(2號洋房至9號洋房)設有警報按鈕。訊號將直接傳送至警衛室。
	Visitor panel for access control is provided at Basement entrance and Ground floor entrance of the Development connecting to the main panel of each house.	訪客進出控制系統設於地庫及地下主入口,並連繫至每間洋房的主控制面板。

The Vendor undertakes that if lifts or appliances of the specified brand name or model number as stated respectively in items 4(a) and 6 are not installed in the Phase, lifts or appliances of comparable quality will be installed.

賣方承諾如期數中沒有安裝分別於第4(a)及6項指明品牌名稱或產品型號的升降機或設備,便會安裝品質相若的升降機或設備。

6. Appliances 設備

Plantation Boulevard House 1

Plantation Boulevard 1 號洋房

Location 位置	Appliance 設備	Brand Name 品牌名稱	Model Number 產品型號
Carpark 車場	EV Charger 汽車充電器	Schneider	EVB3S22NCA
	Dehumidifier 抽濕機	Cold Magic	CDH-22R2B
H.R. Carpark Lift Lobby 停車場電梯大堂消 防喉轆	Styler 衣物護理機	LG	S3BNF
Electrical Room 電錶房	Exhaust Fan 抽氣扇	Gelec	DPT 20-65B
Fire Services Pump Room 消防泵房	Exhaust Fan 抽氣扇	Gelec	DPT 20-54C
Potable & Flushing Water Pump Room 食水和沖廁水泵房	Exhaust Fan 抽氣扇	Gelec	DPT 20-54B
Garden 花園	Outdoor Speaker 戶外揚聲器	Bose	Free Space 51 Environmental
Foyer 前廳	Amplifier 擴音器	iEast	AM160
	Air Conducting Fan 空氣傳送扇	Panasonic	FY-10ESN
Kitchen 廚房	Refrigerator 雪櫃	Sub-Zero	ICBBI-42S/O
	Undercounter Wine Cabinet 枱下式酒櫃	Sub-Zero	ICBDEU2450W
	Undercounter Freezer Drawer 枱下式凍櫃抽屜	Sub-Zero	ICBID-24RO
	Food Warming Drawer 食物保溫櫃	Miele	ESW 7020
	Microwave Oven 微波爐	Miele	M 7244 TC
	Steam Oven With Microwave 蒸爐連微波爐	Miele	DGM 7840
	Oven 焗爐	Miele	H 7890 BP
	Dishwasher 洗碗碟機	Miele	G 7150 C SCVi
	Washing Machine 洗衣機	Miele	WED 125
	Heat Pump Tumble Dryer 熱泵乾衣機	Miele	TEB 145 WP
	Cooker Hood 抽油煙機	Miele	DA 5328 W SP
	CombiSet – Wok-Burner Gas Hob 組合式炒鑊氣體煮食爐	Miele	CS 1018 G
	CombiSet – 2-Burners Gas Hob Burners 組合式雙頭氣體煮食爐	Miele	CS 1013-1
	Induction Hob 電磁爐	Miele	CS 1212-1i
	Coffee Machine 咖啡機	Miele	CVA 7840
	Concealed Type Cold And Hot Drinking Water Faucet 隱藏式冷熱飲用水機	Zip	G4 BC 100/75 (HT1764)
Exhaust Fan 抽氣扇	Gelec	DPT 20-54B	
Living & Dining Room 客廳和飯廳	Air treatment unit 空氣清新機	B-MOLA	RH-220
W/C 1/2 洗手間 1/2	Exhaust Fan 抽氣扇	Gelec	DPT 10-24H
Closet 1/2 衣帽間 1/2	Dehumidifier 抽濕機	Cold Magic	CDH-22R2B

The Vendor undertakes that if lifts or appliances of the specified brand name or model number as stated respectively in items 4(a) and 6 are not installed in the Phase, lifts or appliances of comparable quality will be installed.

賣方承諾如期數中沒有安裝分別於第4(a)及6項指明品牌名稱或產品型號的升降機或設備，便會安裝品質相若的升降機或設備。

6. Appliances 設備

Plantation Boulevard House 1

Plantation Boulevard 1 號洋房

Location 位置	Appliance 設備	Brand Name 品牌名稱	Model Number 產品型號
Bedroom 1 套房1	Dehumidifier 抽濕機	Cold Magic	DVH-22R2
	Air treatment unit 空氣清新機	B-MOLA	RH-220
Bedroom 2 套房2	Dehumidifier 抽濕機	Cold Magic	DVH-22R2
	Air treatment unit 空氣清新機	B-MOLA	RH-220
Bedroom 3 套房3	Built-under Fridge 嵌入式雪櫃	Miele	K31222Ui
	Dehumidifier 抽濕機	Cold Magic	DVH-22R2
	Air treatment unit 空氣清新機	B-MOLA	RH-220
Bathroom 1/2/3 浴室 1/2/3	Exhaust Fan 抽氣扇	Gelec	DPT 10-24H
Garden Deck 花園地台	BBQ Grill 燒烤爐	Beefeater	Signature S3000S
Master Bedroom 主人寢室	Wine Cabinet 酒櫃	Vinvautz	V218BHK
Master Bathroom 主人浴室	Exhaust Fan 抽氣扇	Gelec	DPT 20-54B
Master Closet 主人衣帽間	Dehumidifier 抽濕機	Cold Magic	CDH-22R2B
Corridor 走廊	Dehumidifier 抽濕機	Cold Magic	DVH-22R2
	Air treatment unit 空氣清新機	B-MOLA	RH-220
Study 書房	Dehumidifier 抽濕機	Cold Magic	CDH-22R2B

VRV Multi Air Conditioning System VRV 分體式空調	
Brand Name 品牌名稱	Model Number 產品型號
Daikin Air-conditioning 大金空調	FXSP28CA
	FXSP90CA
	FXDP28QPVC
	FXDP45QPVC
	FXDP56QPVC
	FXDP71QPVC
	FXMFP140AB
	RUXYQ22BA
	RUXYQ24BA

Electrical Water Heater 電熱水爐	
Brand Name 品牌名稱	Model Number 產品型號
Stiebel Eltron 斯寶亞創	DHC 6EL
	DHE 21SLi
	DHE 27SLi

6. Appliances 設備

Plantation Boulevard House 2

Plantation Boulevard 2 號洋房

Location 位置	Appliance 設備	Brand Name 品牌名稱	Model Number 產品型號
Carpark 車場	EV Charger 汽車充電器	Schneider	EVB3S22NCA
	Dehumidifier 抽濕機	Cold Magic	CDH-22R2B
Electrical Room 電錶房	Exhaust Fan 抽氣扇	Gelec	DPT 20-54B
Fire Services Pump Room 消防泵房	Exhaust Fan 抽氣扇	Gelec	DPT 20-54C
Potable & Flushing Water Pump Room 食水和沖廁水泵房	Exhaust Fan 抽氣扇	Gelec	DPT 20-65B
Garden 花園	Outdoor Speaker 戶外揚聲器	Bose	Free Space 51 Environmental
Foyer 前廳	Amplifier 擴音器	iEast	AM160
	Air Conducting Fan 空氣傳送扇	Panasonic	FY-10ESN
Kitchen 廚房	Refrigerator 雪櫃	Sub-Zero	ICBBI-42S/O
	Undercounter Wine Cabinet 枱下式酒櫃	Sub-Zero	ICBUDEU2450W
	Undercounter Freezer Drawer 枱下式凍櫃抽屜	Sub-Zero	ICBID-24RO
	Food Warming Drawer 食物保溫櫃	Miele	ESW 7020
	Microwave Oven 微波爐	Miele	M 7244 TC
	Steam Oven With Microwave 蒸爐連微波爐	Miele	DGM 7840
	Oven 焗爐	Miele	H 7890 BP
	Dishwasher 洗碗碟機	Miele	G 7150 C SCVi
	Washing Machine 洗衣機	Miele	WED 125
	Heat Pump Tumble Dryer 熱泵乾衣機	Miele	TEB 145 WP
	Cooker Hood 抽油煙機	Miele	DA 5328 W SP
	CombiSet – Wok-Burner Gas Hob 組合式炒鑊氣體煮食爐	Miele	CS 1018 G
	CombiSet – 2-Burners Gas Hob Burners 組合式雙頭氣體煮食爐	Miele	CS 1013-1
	Induction Hob 電磁爐	Miele	CS 1212-1i
	Coffee Machine 咖啡機	Miele	CVA 7840
	Concealed Type Cold And Hot Drinking Water Faucet 隱藏式冷熱飲用水機	Zip	G4 BC 100/75 (HT1764)
	Exhaust Fan 抽氣扇	Gelec	DPT 20-54B
Living & Dining Room 客廳和飯廳	Air treatment unit 空氣清新機	B-MOLA	RH-220
W/C 1/2 洗手間 1/2	Exhaust Fan 抽氣扇	Gelec	DPT 10-24H
Closet 1/2 衣帽間 1/2	Dehumidifier 抽濕機	Cold Magic	CDH-22R2B

The Vendor undertakes that if lifts or appliances of the specified brand name or model number as stated respectively in items 4(a) and 6 are not installed in the Phase, lifts or appliances of comparable quality will be installed.

賣方承諾如期數中沒有安裝分別於第4(a)及6項指明品牌名稱或產品型號的升降機或設備，便會安裝品質相若的升降機或設備。

6. Appliances 設備

Plantation Boulevard House 2

Plantation Boulevard 2 號洋房

Location 位置	Appliance 設備	Brand Name 品牌名稱	Model Number 產品型號
Bedroom 1 套房1	Dehumidifier 抽濕機	Cold Magic	DVH-22R2
	Air treatment unit 空氣清新機	B-MOLA	RH-220
Bedroom 2 套房2	Dehumidifier 抽濕機	Cold Magic	DVH-22R2
	Air treatment unit 空氣清新機	B-MOLA	RH-220
Bedroom 3 套房3	Dehumidifier 抽濕機	Cold Magic	DVH-22R2
	Air treatment unit 空氣清新機	B-MOLA	RH-220
Bathroom 1/2/3 浴室 1/2/3	Exhaust Fan 抽氣扇	Gelec	DPT 10-24H
Master Bathroom 主人浴室	Exhaust Fan 抽氣扇	Gelec	DPT 20-54B
Master Closet 1 主人衣帽間1	Styler 衣物護理機	LG	S3BNF
	Dehumidifier 抽濕機	Cold Magic	CDH-22R2B
			DVH-22R2B
	Air treatment unit 空氣清新機	B-MOLA	RH-220

VRV Multi Air Conditioning System VRV分體式空調	
Brand Name 品牌名稱	Model Number 產品型號
Daikin Air-conditioning 大金空調	FXSP45CA
	FXSP90CA
	FXDP28QPVC
	FXDP45QPVC
	FXDP56QPVC
	FXDP71QPVC
	FXMFP140AB
	RUXYQ22BA

Electrical Water Heater 電熱水爐	
Brand Name 品牌名稱	Model Number 產品型號
Stiebel Eltron 斯寶亞創	DHC 6EL
	DHE 21SLi
	DHE 27SLi

6. Appliances 設備

Plantation Boulevard House 3, 5-7

Plantation Boulevard 3, 5-7 號洋房

Location 位置	Appliance 設備	Brand Name 品牌名稱	Model Number 產品型號
Carpark 車場	EV Charger 汽車充電器	Schneider	EVB3S22NCA
	Dehumidifier 抽濕機	Cold Magic	CDH-22R2B
Electrical Room 電錶房	Exhaust Fan 抽氣扇	Gelec	DPT 20-54B
Fire Services Pump Room 消防泵房	Exhaust Fan 抽氣扇	Gelec	DPT 20-54C
Potable & Flushing Water Pump Room 食水和沖廁水泵房	Exhaust Fan 抽氣扇	Gelec	DPT 20-65B
Garden 花園	Outdoor Speaker 戶外揚聲器	Bose	Free Space 51 Environmental
Foyer 前廳	Amplifier 擴音器	iEast	AM160
	Air Conducting Fan 空氣傳送扇	Panasonic	FY-10ESN
Kitchen 廚房	Refrigerator 雪櫃	Sub-Zero	ICBBI-42S/O
	Undercounter Wine Cabinet 枱下式酒櫃	Sub-Zero	ICBUDEU2450W
	Undercounter Freezer Drawer 枱下式凍櫃抽屜	Sub-Zero	ICBID-24RO
	Food Warming Drawer 食物保溫櫃	Miele	ESW 7020
	Microwave Oven 微波爐	Miele	M 7244 TC
	Steam Oven With Microwave 蒸爐連微波爐	Miele	DGM 7840
	Oven 焗爐	Miele	H 7890 BP
	Dishwasher 洗碗碟機	Miele	G 7150 C SCVi
	Washing Machine 洗衣機	Miele	WED 125
	Heat Pump Tumble Dryer 熱泵乾衣機	Miele	TEB 145 WP
	Cooker Hood 抽油煙機	Miele	DA 5328 W SP
	CombiSet – Wok-Burner Gas Hob 組合式炒鑊氣體煮食爐	Miele	CS 1018 G
	CombiSet – 2-Burners Gas Hob Burners 組合式雙頭氣體煮食爐	Miele	CS 1013-1
	Induction Hob 電磁爐	Miele	CS 1212-1i
	Coffee Machine 咖啡機	Miele	CVA 7840
	Concealed Type Cold And Hot Drinking Water Faucet 隱藏式冷熱飲用水機	Zip	G4 BC 100/75 (HT1764)
	Exhaust Fan 抽氣扇	Gelec	DPT 20-54B
Living & Dining Room 客廳和飯廳	Air treatment unit 空氣清新機	B-MOLA	RH-220
W/C 1/2 洗手間 1/2	Exhaust Fan 抽氣扇	Gelec	DPT 10-24H
Closet 1/2 衣帽間 1/2	Dehumidifier 抽濕機	Cold Magic	CDH-22R2B

Note: Plantation Boulevard House 4 is omitted.

The Vendor undertakes that if lifts or appliances of the specified brand name or model number as stated respectively in items 4(a) and 6 are not installed in the Phase, lifts or appliances of comparable quality will be installed.

註：不設Plantation Boulevard 4號洋房

賣方承諾如期數中沒有安裝分別於第4(a)及6項指明品牌名稱或產品型號的升降機或設備，便會安裝品質相若的升降機或設備。

6. Appliances 設備

Plantation Boulevard House 3, 5-7

Plantation Boulevard 3, 5-7 號洋房

Location 位置	Appliance 設備	Brand Name 品牌名稱	Model Number 產品型號
Bedroom 1 套房1	Dehumidifier 抽濕機	Cold Magic	DVH-22R2
	Air treatment unit 空氣清新機	B-MOLA	RH-220
Bedroom 2 套房2	Dehumidifier 抽濕機	Cold Magic	DVH-22R2
	Air treatment unit 空氣清新機	B-MOLA	RH-220
Bedroom 3 套房3	Dehumidifier 抽濕機	Cold Magic	DVH-22R2
	Air treatment unit 空氣清新機	B-MOLA	RH-220
Bathroom 1/2/3 浴室 1/2/3	Exhaust Fan 抽氣扇	Gelec	DPT 10-24H
Master Bathroom 主人浴室	Exhaust Fan 抽氣扇	Gelec	DPT 20-54B
Master Closet 1 主人衣帽間1	Styler 衣物護理機	LG	S3BNF
	Dehumidifier 抽濕機	Cold Magic	CDH-22R2B
			DVH-22R2B
	Air treatment unit 空氣清新機	B-MOLA	RH-220

VRV Multi Air Conditioning System VRV分體式空調	
Brand Name 品牌名稱	Model Number 產品型號
Daikin Air-conditioning 大金空調	FXSP45CA
	FXSP90CA
	FXDP28QPVC
	FXDP45QPVC
	FXDP56QPVC
	FXDP71QPVC
	FXMFP140AB
	RUXYQ22BA

Electrical Water Heater 電熱水爐	
Brand Name 品牌名稱	Model Number 產品型號
Stiebel Eltron 斯寶亞創	DHC 6EL
	DHE 21SLi
	DHE 27SLi

Note: Plantation Boulevard House 4 is omitted.

註：不設Plantation Boulevard 4號洋房

6. Appliances 設備

Plantation Boulevard House 8

Plantation Boulevard 8 號洋房

Location 位置	Appliance 設備	Brand Name 品牌名稱	Model Number 產品型號
Carpark 車場	EV Charger 汽車充電器	Schneider	EVB3S22NCA
	Dehumidifier 抽濕機	Cold Magic	CDH-22R2B
Electrical Room 電錶房	Exhaust Fan 抽氣扇	Gelec	DPT 20-54B
Fire Services Pump Room 消防泵房	Exhaust Fan 抽氣扇	Gelec	DPT 20-54C
Potable & Flushing Water Pump Room 食水和沖廁水泵房	Exhaust Fan 抽氣扇	Gelec	DPT 20-65B
Garden 花園	Outdoor Speaker 戶外揚聲器	Bose	151TM SE Environmental
Foyer 前廳	Amplifier 擴音器	iEast	AM160
	Air Conducting Fan 空氣傳送扇	Panasonic	FY-10ESN
Kitchen 廚房	Refrigerator 雪櫃	Sub-Zero	ICBBI-42S/O
	Undercounter Wine Cabinet 枱下式酒櫃	Sub-Zero	ICBUDEU2450W
	Undercounter Freezer Drawer 枱下式凍櫃抽屜	Sub-Zero	ICBID-24RO
	Food Warming Drawer 食物保溫櫃	Miele	ESW 7020
	Microwave Oven 微波爐	Miele	M 7244 TC
	Steam Oven With Microwave 蒸爐連微波爐	Miele	DGM 7840
	Oven 焗爐	Miele	H 7890 BP
	Dishwasher 洗碗碟機	Miele	G 7150 C SCVi
	Washing Machine 洗衣機	Miele	WED 125
	Heat Pump Tumble Dryer 熱泵乾衣機	Miele	TEB 145 WP
	Cooker Hood 抽油煙機	Miele	DA 5328 W SP
	CombiSet – Wok-Burner Gas Hob 組合式炒鑊氣體煮食爐	Miele	CS 1018 G
	CombiSet – 2-Burners Gas Hob Burners 組合式雙頭氣體煮食爐	Miele	CS 1013-1
	Induction Hob 電磁爐	Miele	CS 1212-1i
	Coffee Machine 咖啡機	Miele	CVA 7840
	Concealed Type Cold And Hot Drinking Water Faucet 隱藏式冷熱飲用水機	Zip	G4 BC 100/75 (HT1764)
	Exhaust Fan 抽氣扇	Gelec	DPT 20-54B
Living & Dining Room 客廳和飯廳	Air treatment unit 空氣清新機	B-MOLA	RH-220
W/C 1/2 洗手間 1/2	Exhaust Fan 抽氣扇	Gelec	DPT 10-24H
Closet 1/2 衣帽間 1/2	Dehumidifier 抽濕機	Cold Magic	CDH-22R2B

The Vendor undertakes that if lifts or appliances of the specified brand name or model number as stated respectively in items 4(a) and 6 are not installed in the Phase, lifts or appliances of comparable quality will be installed.

賣方承諾如期數中沒有安裝分別於第4(a)及6項指明品牌名稱或產品型號的升降機或設備，便會安裝品質相若的升降機或設備。

6. Appliances 設備

Plantation Boulevard House 8

Plantation Boulevard 8 號洋房

Location 位置	Appliance 設備	Brand Name 品牌名稱	Model Number 產品型號
Bedroom 1 套房1	Dehumidifier 抽濕機	Cold Magic	DVH-22R2
	Air treatment unit 空氣清新機	B-MOLA	RH-220
Bedroom 2 套房2	Dehumidifier 抽濕機	Cold Magic	DVH-22R2
	Air treatment unit 空氣清新機	B-MOLA	RH-220
Bedroom 3 套房3	Dehumidifier 抽濕機	Cold Magic	DVH-22R2
	Air treatment unit 空氣清新機	B-MOLA	RH-220
	Built-under Fridge 嵌入式雪櫃	Miele	K31222UI
	Built-under wine conditioning unit 嵌入式酒櫃	Miele	KWT 6321UG
Bathroom 1/2/3 浴室 1/2/3	Exhaust Fan 抽氣扇	Gelec	DPT 10-24H
Master Bathroom 主人浴室	Exhaust Fan 抽氣扇	Gelec	DPT 20-54B
Master Closet 1 主人衣帽間1	Styler 衣物護理機	LG	S3BNF
	Dehumidifier 抽濕機	Cold Magic	CDH-22R2B DVH-22R2B
	Air treatment unit 空氣清新機	B-MOLA	RH-220

VRV Multi Air Conditioning System VRV分體式空調	
Brand Name 品牌名稱	Model Number 產品型號
Daikin Air-conditioning 大金空調	FXSP45CA
	FXSP90CA
	FXDP28QPVC
	FXDP45QPVC
	FXDP56QPVC
	FXDP71QPVC
	FXMFP140AB
	RUXYQ22BA

Electrical Water Heater 電熱水爐	
Brand Name 品牌名稱	Model Number 產品型號
Stiebel Eltron 斯寶亞創	DHC 6EL
	DHE 21SLi
	DHE 27SLi

6. Appliances 設備

Plantation Boulevard House 9

Plantation Boulevard 9 號洋房

Location 位置	Appliance 設備	Brand Name 品牌名稱	Model Number 產品型號
Carpark 車場	EV Charger 汽車充電器	Schneider	EVB3S22NCA
	Dehumidifier 抽濕機	Cold Magic	CDH-22R2B
Electrical Room 電錶房	Exhaust Fan 抽氣扇	Gelec	DPT 20-54B
Fire Services Pump Room 消防泵房	Exhaust Fan 抽氣扇	Gelec	DPT 20-54C
Potable & Flushing Water Pump Room 食水和沖廁水泵房	Exhaust Fan 抽氣扇	Gelec	DPT 20-65B
Garden 花園	Outdoor Speaker 戶外揚聲器	Bose	Free Space 51 Environmental
Foyer 前廳	Amplifier 擴音器	iEast	AM160
	Air Conducting Fan 空氣傳送扇	Panasonic	FY-10ESN
Kitchen 廚房	Refrigerator 雪櫃	Sub-Zero	ICBBI-42S/O
	Undercounter Wine Cabinet 枱下式酒櫃	Sub-Zero	ICBUDEU2450W
	Undercounter Freezer Drawer 枱下式凍櫃抽屜	Sub-Zero	ICBID-24RO
	Food Warming Drawer 食物保溫櫃	Miele	ESW 7020
	Microwave Oven 微波爐	Miele	M 7244 TC
	Steam Oven With Microwave 蒸爐連微波爐	Miele	DGM 7840
	Oven 焗爐	Miele	H 7890 BP
	Dishwasher 洗碗碟機	Miele	G 7150 C SCVi
	Washing Machine 洗衣機	Miele	WED 125
	Heat Pump Tumble Dryer 熱泵乾衣機	Miele	TEB 145 WP
	Cooker Hood 抽油煙機	Miele	DA 5328 W SP (1500mmW)
	CombiSet – Wok-Burner Gas Hob 組合式炒鑊氣體煮食爐	Miele	CS 1018 G
	CombiSet – 2-Burners Gas Hob Burners 組合式雙頭氣體煮食爐	Miele	CS 1013-1
	Induction Hob 電磁爐	Miele	CS 1212-1i
	Coffee Machine 咖啡機	Miele	CVA 7840
	Concealed Type Cold And Hot Drinking Water Faucet 隱藏式冷熱飲用水機	Zip	G4 BC 100/75 (HT1764)
	Exhaust Fan 抽氣扇	Gelec	DPT 20-54B
Living & Dining Room 客廳和飯廳	Air treatment unit 空氣清新機	B-MOLA	RH-220
W/C 1/2 洗手間 1/2	Exhaust Fan 抽氣扇	Gelec	DPT 10-24H
Closet 1/2/3 衣帽間 1/2/3	Dehumidifier 抽濕機	Cold Magic	CDH-22R2B

The Vendor undertakes that if lifts or appliances of the specified brand name or model number as stated respectively in items 4(a) and 6 are not installed in the Phase, lifts or appliances of comparable quality will be installed.

賣方承諾如期數中沒有安裝分別於第4(a)及6項指明品牌名稱或產品型號的升降機或設備，便會安裝品質相若的升降機或設備。

6. Appliances 設備

Plantation Boulevard House 9

Plantation Boulevard 9 號洋房

Location 位置	Appliance 設備	Brand Name 品牌名稱	Model Number 產品型號
Bedroom 1 套房1	Dehumidifier 抽濕機	Cold Magic	DVH-22R2
	Air treatment unit 空氣清新機	B-MOLA	RH-220
Bedroom 2 套房2	Dehumidifier 抽濕機	Cold Magic	DVH-22R2
	Air treatment unit 空氣清新機	B-MOLA	RH-220
Bedroom 3 套房3	Dehumidifier 抽濕機	Cold Magic	DVH-22R2
	Air treatment unit 空氣清新機	B-MOLA	RH-220
Bathroom 1/2/3 浴室 1/2/3	Exhaust Fan 抽氣扇	Gelec	DPT 10-24H
Master Bedroom 主人寢室	Dehumidifier 抽濕機	Cold Magic	DVH-22R2
	Air treatment unit 空氣清新機	B-MOLA	RH-220
Master Bathroom 主人浴室	Exhaust Fan 抽氣扇	Gelec	DPT 20-54B
Master Closet 1/2 主人衣帽間1/2	Dehumidifier 抽濕機	Cold Magic	CDH-22R2B
Master Closet 3 主人衣帽間3	Styler 衣物護理機	LG	S3BNF
	Dehumidifier 抽濕機	Cold Magic	CDH-22R2B
	Air treatment unit 空氣清新機	B-MOLA	RH-220

VRV Multi Air Conditioning System VRV分體式空調	
Brand Name 品牌名稱	Model Number 產品型號
Daikin Air-conditioning 大金空調	FXSP45CA
	FXSP90CA
	FXDP28QPVC
	FXDP45QPVC
	FXDP56QPVC
	FXDP71QPVC
	FXMFP140AB
	RUXYQ22BA

Electrical Water Heater 電熱水爐	
Brand Name 品牌名稱	Model Number 產品型號
Stiebel Eltron 斯寶亞創	DHC 6EL
	DHE 21SLi
	DHE 27SLi

Schedule of Mechanical and Electrical Provisions 機電裝置數量說明表

Plantation Boulevard House 1

Plantation Boulevard 1 號洋房

Floor 樓層	Location 位置	Lighting Point 照明 燈位	Home Automation Control Panel 智能 控制掣面	Lighting Switch 燈掣	Switch For Exhaust Fan 抽氣扇 電源掣	13A Switched Socket Outlet (Twin+ Single) 13A 安培 帶掣插蘇 (雙位+單位)	Thermostat for Under Floor Heater System 地暖系統 溫度 控制器	Shaver Outlet 鬚刨 插座	TV/FM Outlet 電視/ 電台天線 插座	Tele- phone Outlet 電話 插座	Fiber Outlet 光纖 插座
Basement Floor 地庫	Corridor for Plant Room 機房走廊	6	0	0	0	0	0	0	0	0	0
	Lobby 大堂	5	0	0	0	(0+1)	0	0	0	0	0
	Staircase 樓梯	9	0	0	0	0	0	0	0	0	0
	Parking Area 泊車區域	42	0	0	0	(0+1)	0	0	0	0	0
	Electrical Room 電錶房	2	0	1	1	(0+1)	0	0	0	0	0
	F.S. Pump Room 消防泵房	4	0	1	1	(0+1)	0	0	0	0	0
	Potable and Flushing Water Pump Room 食水及沖廁水泵房	7	0	1	1	(0+1)	0	0	0	0	0
	A/C Plant Room 空調機房	2	0	1	0	(0+1)	0	0	0	0	0
Ground Floor 地下	Staircase 樓梯	15	0	0	0	0	0	0	0	0	0
	Yard 庭院	6	0	0	0	0	0	0	0	0	0
	Kitchen 廚房	12	1	0	0	(2+15)	0	0	0	0	0
	Living Room & Dining Room 客廳及飯廳	42	4	0	0	(5+6)	0	0	2	2	2
	W/C 1 洗手間1	4	1	0	0	(0+0)	0	0	0	0	0
	W/C 2 洗手間2	2	0	0	0	(0+0)	0	0	0	0	0
	Utility 工作間	3	1	0	0	(1+1)	0	0	0	0	0
	Foyer (include lift lobby) 前廳(包括升降機大堂)	8	2	0	0	(2+2)	4	0	0	0	0
Garden 花園	13	0	0	0	0	0	0	0	0	0	
First Floor 一樓	Staircase 樓梯	18	0	0	0	0	0	0	0	0	0
	Bedroom 1 套房1	17	2	0	0	(3+2)	0	0	1	2	1
	Bedroom 1 Corridor 套房1走廊	5	2	0	0	(0+2)	0	0	0	0	0
	Bath 1 浴室1	8	0	0	0	(0+1)	2	1	0	0	0
	Closet 1 衣帽間1	3	1	0	0	0	0	0	0	0	0
	Bedroom 2 套房2	17	2	0	0	(3+2)	0	0	1	2	1
	Bedroom 2 Corridor 套房2走廊	5	2	0	0	(0+2)	0	0	0	0	0
	Bath 2 浴室2	8	0	0	0	(0+1)	2	1	0	0	0
	Closet 2 衣帽間2	4	1	0	0	0	0	0	0	0	0
	Bedroom 3 套房3	23	2	0	0	(2+5)	0	0	1	1	1
	Bath 3 浴室3	8	0	0	0	(0+1)	2	1	0	0	0
Lift Hall 升降機大堂	5	1	0	0	(0+1)	1	0	0	0	0	
Second Floor 二樓	Staircase 樓梯	0	0	0	0	0	0	0	0	0	0
	Master Bedroom 主人寢室	28	4	0	0	(4+5)	0	0	1	2	1
	Study 書房	18	1	0	0	(0+1)	1	0	0	0	0
	Master Closet 主人衣帽間	4	1	0	0	(0+1)	1	0	0	0	0
	Master Bath 主人浴室	9	0	0	0	(0+1)	2	1	0	0	0
	Corridor 走廊	4	2	0	0	(0+1)	0	0	0	0	0
	Lift Hall 升降機大堂	6	1	0	0	(0+1)	1	0	0	0	0
	Balcony 露台	2	0	0	0	0	0	0	0	0	0
Garden Deck 花園地台	24	0	0	0	(0+2)	0	0	0	0	0	

Schedule of Mechanical and Electrical Provisions 機電裝置數量說明表

Plantation Boulevard House 1

Plantation Boulevard 1 號洋房

Floor 樓層	Location 位置	Molded Case Circuit Breaker Board 總電 掣箱	Touch Screen Display 智能 觸控 屏幕	Washing Machine Connection Point (Water Outlet) 洗衣機 接駁點 (去水位)	Washing Machine Connection Point (Water Inlet) 洗衣機 接駁點 (入水位)	Thermostat for A/C Indicator 空調 溫度控 顯示器	Dehumidifier Unit Point 抽濕機位 及其 接駁點	VRV Indoor Unit and A/C Point 分體空調 室內機位及 其接駁點	VRV Outdoor Unit and A/C Point 分體空調 室外機位及 其接駁點
Basement Floor 地庫	Corridor for Plant Room 機房走廊	0	0	0	0	0	0	0	0
	Lobby 大堂	0	0	0	0	0	0	1	0
	Staircase 樓梯	0	0	0	0	0	0	0	0
	Parking Area 泊車區域	0	0	0	0	0	2	1	0
	Electrical Room 電錶房	1	0	0	0	0	0	0	0
	F.S. Pump Room 消防泵房	0	0	0	0	0	0	0	0
	Potable and Flushing Water Pump Room 食水及沖廁水泵房	0	0	0	0	0	0	0	0
	A/C Plant Room 空調機房	0	0	0	0	1	0	0	0
Ground Floor 地下	Staircase 樓梯	0	0	0	0	0	0	0	0
	Yard 庭院	0	0	0	0	0	0	0	0
	Kitchen 廚房	0	0	1	1	0	0	1	0
	Living Room & Dining Room 客廳及飯廳	0	0	0	0	0	0	4	0
	W/C 1 洗手間1	0	0	0	0	0	0	0	0
	W/C 2 洗手間2	0	0	0	0	0	0	0	0
	Utility 工作間	0	1	0	0	1	0	1	0
	Foyer (include lift lobby) 前廳(包括升降機大堂)	0	1	0	0	6	0	1	0
Garden 花園	0	0	0	0	0	0	0	2	
First Floor 一樓	Staircase 樓梯	0	0	0	0	0	0	0	0
	Bedroom 1 套房1	0	0	0	0	0	0	1	0
	Bedroom 1 Corridor 套房1走廊	0	0	0	0	1	1	0	0
	Bath 1 浴室1	0	0	0	0	0	0	0	0
	Closet 1 衣帽間1	0	0	0	0	1	1	1	0
	Bedroom 2 套房2	0	0	0	0	0	0	1	0
	Bedroom 2 Corridor 套房2走廊	0	0	0	0	1	1	0	0
	Bath 2 浴室2	0	0	0	0	0	0	0	0
	Closet 2 衣帽間2	0	0	0	0	1	1	1	0
	Bedroom 3 套房3	0	0	0	0	1	1	1	0
	Bath 3 浴室3	0	0	0	0	0	0	0	0
Lift Hall 升降機大堂	0	0	0	0	1	0	1	0	
Second Floor 二樓	Staircase 樓梯	0	0	0	0	0	0	0	0
	Master Bedroom 主人寢室	0	0	0	0	2	0	2	0
	Study 書房	0	0	0	0	1	1	1	0
	Master Closet 主人衣帽間	0	0	0	0	1	1	1	0
	Master Bath 主人浴室	0	0	0	0	1	0	1	0
	Corridor 走廊	0	0	0	0	0	0	0	0
	Lift Hall 升降機大堂	0	0	0	0	1	0	1	0
	Balcony 露台	0	0	0	0	0	0	0	0
Garden Deck 花園地台	0	0	0	0	0	0	0	0	

Schedule of Mechanical and Electrical Provisions 機電裝置數量說明表

Plantation Boulevard House 2

Plantation Boulevard 2 號洋房

Floor 樓層	Location 位置	Lighting Point 照明 燈位	Home Automation Control Panel 智能 控制掣面	Lighting Switch 燈掣	Switch For Exhaust Fan 抽氣扇 電源掣	13A Switched Socket Outlet (Twin+ Single) 13A 安培 帶掣插蘇 (雙位+單位)	Thermostat for Under Floor Heater System 地暖系統 溫度 控制器	Shaver Outlet 鬚刨 插座	TV/FM Outlet 電視/ 電台天線 插座	Tele- phone Outlet 電話 插座	Fiber Outlet 光纖 插座
Basement Floor 地庫	Corridor for Plant Room 機房走廊	6	0	0	0	0	0	0	0	0	0
	Lobby 大堂	6	0	0	0	(1+0)	0	0	0	0	0
	Staircase 樓梯	6	0	0	0	0	0	0	0	0	0
	Parking Area 泊車區域	15	0	0	0	(0+1)	0	0	0	0	0
	Electrical Room 電錶房	2	0	1	1	(0+1)	0	0	0	0	0
	F.S. Pump Room 消防泵房	3	0	1	1	(0+1)	0	0	0	0	0
	Potable and Flushing Water Pump Room 食水及沖廁水泵房	6	0	1	1	(0+1)	0	0	0	0	0
	A/C Plant Room 空調機房	2	0	1	0	(0+1)	0	0	0	0	0
Ground Floor 地下	Staircase 樓梯	10	2	0	0	(0+1)	0	0	0	0	0
	Yard 庭院	4	0	0	0	0	0	0	0	0	0
	Kitchen 廚房	8	1	0	1	(5+10)	0	0	0	0	0
	Living Room & Dining Room 客廳及飯廳	50	4	0	0	(3+4)	0	0	2	2	2
	W/C 1 洗手間1	3	1	0	0	(0+0)	0	0	0	0	0
	W/C 2 洗手間2	2	0	0	0	(0+0)	0	0	0	0	0
	Utility 工作間	5	1	0	0	(1+0)	0	0	0	0	0
	Foyer (include lift lobby) 前廳(包括升降機大堂)	8	2	0	0	(0+3)	4	0	0	0	0
Garden 花園	9	0	0	0	(0+1)	0	0	0	0	0	
First Floor 一樓	Staircase 樓梯	8	0	0	0	0	0	0	0	0	0
	Bedroom 1 套房1	12	1	0	0	(3+1)	0	0	1	2	1
	Bedroom 1 Corridor 套房1走廊	4	1	0	0	(0+1)	0	0	0	0	0
	Bath 1 浴室1	5	0	0	0	(0+1)	2	1	0	0	0
	Closet 1 衣帽間1	2	1	0	0	(1+1)	0	0	0	0	0
	Bedroom 2 套房2	12	1	0	0	(3+1)	0	0	1	2	1
	Bedroom 2 Corridor 套房2走廊	4	1	0	0	(0+1)	0	0	0	0	0
	Bath 2 浴室2	5	0	0	0	(0+1)	2	1	0	0	0
	Closet 2 衣帽間2	2	1	0	0	(1+1)	0	0	0	0	0
	Bedroom 3 套房3	12	3	0	0	(3+2)	0	0	1	2	1
	Bath 3 浴室3	6	0	0	0	(0+1)	2	1	0	0	0
Lift Hall 升降機大堂	7	1	0	0	(0+1)	1	0	0	0	0	
Second Floor 二樓	Staircase 樓梯	0	0	0	0	0	0	0	0	0	0
	Master Bedroom 主人寢室	22	2	0	0	(4+2)	0	0	1	2	1
	Master Closet 1 主人衣帽間 1	21	2	0	0	(4+2)	2	0	0	0	0
	Master Bath 主人浴室	9	0	0	0	(0+1)	2	1	0	0	0
	Corridor 走廊	6	2	0	0	(0+2)	0	0	0	0	0
	Lift Hall 升降機大堂	7	1	0	0	(0+1)	1	0	0	0	0
	Balcony 露台	2	0	0	0	0	0	0	0	0	0

Schedule of Mechanical and Electrical Provisions 機電裝置數量說明表

Plantation Boulevard House 2

Plantation Boulevard 2 號洋房

Floor 樓層	Location 位置	Molded Case Circuit Breaker Board 總電 掣箱	Touch Screen Display 智能 觸控 屏幕	Washing Machine Connection Point (Water Outlet) 洗衣機 接駁點 (去水位)	Washing Machine Connection Point (Water Inlet) 洗衣機 接駁點 (入水位)	Thermostat for A/C Indicator 空調 溫度控 顯示器	Dehumidifier Unit Point 抽濕機位 及其 接駁點	VRV Indoor Unit and A/C Point 分體空調 室內機位及 其接駁點	VRV Outdoor Unit and A/C Point 分體空調 室外機位及 其接駁點
Basement Floor 地庫	Corridor for Plant Room 機房走廊	0	0	0	0	0	0	0	0
	Lobby 大堂	0	0	0	0	0	0	1	0
	Staircase 樓梯	0	0	0	0	0	0	0	0
	Parking Area 泊車區域	0	0	0	0	0	1	1	0
	Electrical Room 電錶房	1	0	0	0	0	0	0	0
	F.S. Pump Room 消防泵房	0	0	0	0	0	0	0	0
	Potable and Flushing Water Pump Room 食水及沖廁水泵房	0	0	0	0	0	0	0	0
	A/C Plant Room 空調機房	0	0	0	0	1	0	0	0
Ground Floor 地下	Staircase 樓梯	0	0	0	0	0	0	0	0
	Yard 庭院	0	0	0	0	0	0	0	0
	Kitchen 廚房	0	0	1	1	0	0	1	0
	Living Room & Dining Room 客廳及飯廳	0	0	0	0	0	0	2	0
	W/C 1 洗手間1	0	0	0	0	0	0	0	0
	W/C 2 洗手間2	0	0	0	0	0	0	0	0
	Utility 工作間	0	1	0	0	1	0	1	0
	Foyer (include lift lobby) 前廳(包括升降機大堂)	0	1	0	0	4	0	1	0
Garden 花園	0	0	0	0	0	0	0	2	
First Floor 一樓	Staircase 樓梯	0	0	0	0	0	0	0	0
	Bedroom 1 套房1	0	0	0	0	0	0	1	0
	Bedroom 1 Corridor 套房1走廊	0	0	0	0	1	1	0	0
	Bath 1 浴室1	0	0	0	0	0	0	0	0
	Closet 1 衣帽間1	0	0	0	0	1	1	1	0
	Bedroom 2 套房2	0	0	0	0	0	0	1	0
	Bedroom 2 Corridor 套房2走廊	0	0	0	0	1	1	0	0
	Bath 2 浴室2	0	0	0	0	0	0	0	0
	Closet 2 衣帽間2	0	0	0	0	1	1	1	0
	Bedroom 3 套房3	0	0	0	0	1	1	1	0
	Bath 3 浴室3	0	0	0	0	0	0	0	0
Lift Hall 升降機大堂	0	0	0	0	1	0	1	0	
Second Floor 二樓	Staircase 樓梯	0	0	0	0	0	0	0	0
	Master Bedroom 主人寢室	0	0	0	0	2	0	2	0
	Master Closet 1 主人衣帽間 1	0	0	0	0	2	2	2	0
	Master Bath 主人浴室	0	0	0	0	1	0	1	0
	Corridor 走廊	0	0	0	0	1	1	1	0
	Lift Hall 升降機大堂	0	0	0	0	1	0	1	0
	Balcony 露台	0	0	0	0	0	0	0	0

Schedule of Mechanical and Electrical Provisions 機電裝置數量說明表

Plantation Boulevard House 3

Plantation Boulevard 3 號洋房

Floor 樓層	Location 位置	Lighting Point 照明 燈位	Home Automation Control Panel 智能 控制掣面	Lighting Switch 燈掣	Switch For Exhaust Fan 抽氣扇 電源掣	13A Switched Socket Outlet (Twin+ Single) 13A 安培 帶掣插蘇 (雙位+單位)	Thermostat for Under Floor Heater System 地暖系統 溫度 控制器	Shaver Outlet 鬚刨 插座	TV/FM Outlet 電視/ 電台天線 插座	Tele- phone Outlet 電話 插座	Fiber Outlet 光纖 插座
Basement Floor 地庫	Corridor for Plant Room 機房走廊	4	0	0	0	0	0	0	0	0	0
	Lobby 大堂	7	0	0	0	(1+0)	0	0	0	0	0
	Staircase 樓梯	6	0	0	0	0	0	0	0	0	0
	Parking Area 泊車區域	15	0	0	0	(0+1)	0	0	0	0	0
	Electrical Room 電錶房	2	0	1	1	(0+1)	0	0	0	0	0
	F.S. Pump Room 消防泵房	4	0	1	1	(0+1)	0	0	0	0	0
	Potable and Flushing Water Pump Room 食水及沖廁水泵房	6	0	1	1	(0+1)	0	0	0	0	0
	A/C Plant Room 空調機房	2	0	1	0	(0+1)	0	0	0	0	0
Ground Floor 地下	Staircase 樓梯	10	2	0	0	(0+1)	0	0	0	0	0
	Yard 庭院	4	0	0	0	0	0	0	0	0	0
	Kitchen 廚房	8	1	0	1	(5+10)	0	0	0	0	0
	Living Room & Dining Room 客廳及飯廳	50	4	0	0	(3+4)	0	0	2	2	2
	W/C 1 洗手間1	3	1	0	0	(0+0)	0	0	0	0	0
	W/C 2 洗手間2	2	0	0	0	(0+0)	0	0	0	0	0
	Utility 工作間	5	1	0	0	(1+0)	0	0	0	0	0
	Foyer (include lift lobby) 前廳(包括升降機大堂)	8	2	0	0	(0+3)	4	0	0	0	0
Garden 花園	9	0	0	0	(0+1)	0	0	0	0	0	
First Floor 一樓	Staircase 樓梯	8	0	0	0	0	0	0	0	0	0
	Bedroom 1 套房1	12	1	0	0	(3+1)	0	0	1	2	1
	Bedroom 1 Corridor 套房1走廊	4	1	0	0	(0+1)	0	0	0	0	0
	Bath 1 浴室1	5	1	0	0	(0+1)	2	1	0	0	0
	Closet 1 衣帽間1	2	1	0	0	(1+1)	0	0	0	0	0
	Bedroom 2 套房2	12	1	0	0	(3+1)	0	0	1	2	1
	Bedroom 2 Corridor 套房2走廊	4	1	0	0	(0+1)	0	0	0	0	0
	Bath 2 浴室2	5	1	0	0	(0+1)	2	1	0	0	0
	Closet 2 衣帽間2	2	1	0	0	(1+1)	0	0	0	0	0
	Bedroom 3 套房3	12	3	0	0	(3+2)	0	0	1	2	1
	Bath 3 浴室3	6	1	0	0	(0+1)	2	1	0	0	0
Lift Hall 升降機大堂	7	1	0	0	(0+1)	1	0	0	0	0	
Second Floor 二樓	Staircase 樓梯	0	0	0	0	0	0	0	0	0	0
	Master Bedroom 主人寢室	22	2	0	0	(4+2)	0	0	1	2	1
	Master Closet 1 主人衣帽間 1	21	2	0	0	(4+2)	2	0	0	0	0
	Master Bath 主人浴室	9	1	0	0	(0+1)	2	1	0	0	0
	Corridor 走廊	6	1	0	0	(0+2)	0	0	0	0	0
	Lift Hall 升降機大堂	7	1	0	0	(0+1)	1	0	0	0	0
	Balcony 露台	2	0	0	0	0	0	0	0	0	0

Schedule of Mechanical and Electrical Provisions 機電裝置數量說明表

Plantation Boulevard House 3

Plantation Boulevard 3 號洋房

Floor 樓層	Location 位置	Molded Case Circuit Breaker Board 總電 掣箱	Touch Screen Display 智能 觸控 屏幕	Washing Machine Connection Point (Water Outlet) 洗衣機 接駁點 (去水位)	Washing Machine Connection Point (Water Inlet) 洗衣機 接駁點 (入水位)	Thermostat for A/C Indicator 空調 溫度控 顯示器	Dehumidifier Unit Point 抽濕機位 及其 接駁點	VRV Indoor Unit and A/C Point 分體空調 室內機位及 其接駁點	VRV Outdoor Unit and A/C Point 分體空調 室外機位及 其接駁點
Basement Floor 地庫	Corridor for Plant Room 機房走廊	0	0	0	0	0	0	0	0
	Lobby 大堂	0	0	0	0	0	0	1	0
	Staircase 樓梯	0	0	0	0	0	0	0	0
	Parking Area 泊車區域	0	0	0	0	0	1	1	0
	Electrical Room 電錶房	1	0	0	0	0	0	0	0
	F.S. Pump Room 消防泵房	0	0	0	0	0	0	0	0
	Potable and Flushing Water Pump Room 食水及沖廁水泵房	0	0	0	0	0	0	0	0
	A/C Plant Room 空調機房	0	0	0	0	1	0	0	0
Ground Floor 地下	Staircase 樓梯	0	0	0	0	0	0	0	0
	Yard 庭院	0	0	0	0	0	0	0	0
	Kitchen 廚房	0	0	1	1	0	0	1	0
	Living Room & Dining Room 客廳及飯廳	0	0	0	0	0	0	2	0
	W/C 1 洗手間1	0	0	0	0	0	0	0	0
	W/C 2 洗手間2	0	0	0	0	0	0	0	0
	Utility 工作間	0	1	0	0	1	0	1	0
	Foyer (include lift lobby) 前廳(包括升降機大堂)	0	1	0	0	4	0	1	0
Garden 花園	0	0	0	0	0	0	0	2	
First Floor 一樓	Staircase 樓梯	0	0	0	0	0	0	0	0
	Bedroom 1 套房1	0	0	0	0	0	0	1	0
	Bedroom 1 Corridor 套房1走廊	0	0	0	0	1	1	0	0
	Bath 1 浴室1	0	0	0	0	0	0	0	0
	Closet 1 衣帽間1	0	0	0	0	1	1	1	0
	Bedroom 2 套房2	0	0	0	0	0	0	1	0
	Bedroom 2 Corridor 套房2走廊	0	0	0	0	1	1	0	0
	Bath 2 浴室2	0	0	0	0	0	0	0	0
	Closet 2 衣帽間2	0	0	0	0	1	1	1	0
	Bedroom 3 套房3	0	0	0	0	1	1	1	0
	Bath 3 浴室3	0	0	0	0	0	0	0	0
Lift Hall 升降機大堂	0	0	0	0	1	0	1	0	
Second Floor 二樓	Staircase 樓梯	0	0	0	0	0	0	0	0
	Master Bedroom 主人寢室	0	0	0	0	2	0	2	0
	Master Closet 1 主人衣帽間 1	0	0	0	0	2	2	2	0
	Master Bath 主人浴室	0	0	0	0	1	0	1	0
	Corridor 走廊	0	0	0	0	1	1	1	0
	Lift Hall 升降機大堂	0	0	0	0	1	0	1	0
	Balcony 露台	0	0	0	0	0	0	0	0

Schedule of Mechanical and Electrical Provisions 機電裝置數量說明表

Plantation Boulevard House 5

Plantation Boulevard 5 號洋房

Floor 樓層	Location 位置	Lighting Point 照明 燈位	Home Automation Control Panel 智能 控制掣面	Lighting Switch 燈掣	Switch For Exhaust Fan 抽氣扇 電源掣	13A Switched Socket Outlet (Twin+ Single) 13A 安培 帶掣插蘇 (雙位+單位)	Thermostat for Under Floor Heater System 地暖系統 溫度 控制器	Shaver Outlet 鬚刨 插座	TV/FM Outlet 電視/ 電台天線 插座	Tele- phone Outlet 電話 插座	Fiber Outlet 光纖 插座
Basement Floor 地庫	Corridor for Plant Room 機房走廊	4	0	0	0	0	0	0	0	0	0
	Lobby 大堂	7	0	0	0	(1+0)	0	0	0	0	0
	Staircase 樓梯	6	0	0	0	0	0	0	0	0	0
	Parking Area 泊車區域	15	0	0	0	(0+1)	0	0	0	0	0
	Electrical Room 電錶房	2	0	1	1	(0+1)	0	0	0	0	0
	F.S. Pump Room 消防泵房	4	0	1	1	(0+1)	0	0	0	0	0
	Potable and Flushing Water Pump Room 食水及沖廁水泵房	6	0	1	1	(0+1)	0	0	0	0	0
	A/C Plant Room 空調機房	2	0	1	0	(0+1)	0	0	0	0	0
Ground Floor 地下	Staircase 樓梯	10	2	0	0	(0+1)	0	0	0	0	0
	Yard 庭院	4	0	0	0	0	0	0	0	0	0
	Kitchen 廚房	8	1	0	1	(5+10)	0	0	0	0	0
	Living Room & Dining Room 客廳及飯廳	50	4	0	0	(3+4)	0	0	2	2	2
	W/C 1 洗手間1	3	1	0	0	(0+0)	0	0	0	0	0
	W/C 2 洗手間2	2	0	0	0	(0+0)	0	0	0	0	0
	Utility 工作間	5	1	0	0	(1+0)	0	0	0	0	0
	Foyer (include lift lobby) 前廳(包括升降機大堂)	8	2	0	0	(0+3)	4	0	0	0	0
Garden 花園	9	0	0	0	(0+1)	0	0	0	0	0	
First Floor 一樓	Staircase 樓梯	8	0	0	0	0	0	0	0	0	0
	Bedroom1 套房1	12	1	0	0	(3+1)	0	0	1	2	1
	Bedroom 1 Corridor 套房1走廊	4	1	0	0	(0+1)	0	0	0	0	0
	Bath 1 浴室1	5	1	0	0	(0+1)	2	1	0	0	0
	Closet 1 衣帽間1	2	1	0	0	(1+1)	0	0	0	0	0
	Bedroom 2 套房2	12	1	0	0	(3+1)	0	0	1	2	1
	Bedroom 2 Corridor 套房2走廊	4	1	0	0	(0+1)	0	0	0	0	0
	Bath 2 浴室2	5	1	0	0	(0+1)	2	1	0	0	0
	Closet 2 衣帽間2	2	1	0	0	(1+1)	0	0	0	0	0
	Bedroom 3 套房3	12	3	0	0	(3+2)	0	0	1	2	1
	Bath 3 浴室3	6	1	0	0	(0+1)	2	1	0	0	0
Lift Hall 升降機大堂	7	1	0	0	(0+1)	1	0	0	0	0	
Second Floor 二樓	Staircase 樓梯	0	0	0	0	0	0	0	0	0	0
	Master Bedroom 主人寢室	22	2	0	0	(4+2)	0	0	1	2	1
	Master Closet 1 主人衣帽間 1	21	2	0	0	(4+2)	2	0	0	0	0
	Master Bath 主人浴室	9	1	0	0	(0+1)	2	1	0	0	0
	Corridor 走廊	6	1	0	0	(0+2)	0	0	0	0	0
	Lift Hall 升降機大堂	7	1	0	0	(0+1)	1	0	0	0	0
	Balcony 露台	2	0	0	0	0	0	0	0	0	0

Schedule of Mechanical and Electrical Provisions 機電裝置數量說明表

Plantation Boulevard House 5

Plantation Boulevard 5 號洋房

Floor 樓層	Location 位置	Molded Case Circuit Breaker Board 總電 掣箱	Touch Screen Display 智能 觸控 屏幕	Washing Machine Connection Point (Water Outlet) 洗衣機 接駁點 (去水位)	Washing Machine Connection Point (Water Inlet) 洗衣機 接駁點 (入水位)	Thermostat for A/C Indicator 空調 溫度控 顯示器	Dehumidifier Unit Point 抽濕機位 及其 接駁點	VRV Indoor Unit and A/C Point 分體空調 室內機位及 其接駁點	VRV Outdoor Unit and A/C Point 分體空調 室外機位及 其接駁點
Basement Floor 地庫	Corridor for Plant Room 機房走廊	0	0	0	0	0	0	0	0
	Lobby 大堂	0	0	0	0	0	0	1	0
	Staircase 樓梯	0	0	0	0	0	0	0	0
	Parking Area 泊車區域	0	0	0	0	0	1	1	0
	Electrical Room 電錶房	1	0	0	0	0	0	0	0
	F.S. Pump Room 消防泵房	0	0	0	0	0	0	0	0
	Potable and Flushing Water Pump Room 食水及沖廁水泵房	0	0	0	0	0	0	0	0
	A/C Plant Room 空調機房	0	0	0	0	1	0	0	0
Ground Floor 地下	Staircase 樓梯	0	0	0	0	0	0	0	0
	Yard 庭院	0	0	0	0	0	0	0	0
	Kitchen 廚房	0	0	1	1	0	0	1	0
	Living Room & Dining Room 客廳及飯廳	0	0	0	0	0	0	2	0
	W/C 1 洗手間1	0	0	0	0	0	0	0	0
	W/C 2 洗手間2	0	0	0	0	0	0	0	0
	Utility 工作間	0	1	0	0	1	0	1	0
	Foyer (include lift lobby) 前廳(包括升降機大堂)	0	1	0	0	4	0	1	0
Garden 花園	0	0	0	0	0	0	0	2	
First Floor 一樓	Staircase 樓梯	0	0	0	0	0	0	0	0
	Bedroom1 套房1	0	0	0	0	0	0	1	0
	Bedroom 1 Corridor 套房1走廊	0	0	0	0	1	1	0	0
	Bath 1 浴室1	0	0	0	0	0	0	0	0
	Closet 1 衣帽間1	0	0	0	0	1	1	1	0
	Bedroom 2 套房2	0	0	0	0	0	0	1	0
	Bedroom 2 Corridor 套房2走廊	0	0	0	0	1	1	0	0
	Bath 2 浴室2	0	0	0	0	0	0	0	0
	Closet 2 衣帽間2	0	0	0	0	1	1	1	0
	Bedroom 3 套房3	0	0	0	0	1	1	1	0
	Bath 3 浴室3	0	0	0	0	0	0	0	0
Lift Hall 升降機大堂	0	0	0	0	1	0	1	0	
Second Floor 二樓	Staircase 樓梯	0	0	0	0	0	0	0	0
	Master Bedroom 主人寢室	0	0	0	0	2	0	2	0
	Master Closet 1 主人衣帽間 1	0	0	0	0	2	2	2	0
	Master Bath 主人浴室	0	0	0	0	1	0	1	0
	Corridor 走廊	0	0	0	0	1	1	1	0
	Lift Hall 升降機大堂	0	0	0	0	1	0	1	0
	Balcony 露台	0	0	0	0	0	0	0	0

Schedule of Mechanical and Electrical Provisions 機電裝置數量說明表

Plantation Boulevard House 6

Plantation Boulevard 6 號洋房

Floor 樓層	Location 位置	Lighting Point 照明 燈位	Home Automation Control Panel 智能 控制掣面	Lighting Switch 燈掣	Switch For Exhaust Fan 抽氣扇 電源掣	13A Switched Socket Outlet (Twin+ Single) 13A 安培 帶掣插蘇 (雙位+單位)	Thermostat for Under Floor Heater System 地暖系統 溫度 控制器	Shaver Outlet 鬚刨 插座	TV/FM Outlet 電視/ 電台天線 插座	Tele- phone Outlet 電話 插座	Fiber Outlet 光纖 插座
Basement Floor 地庫	Corridor for Plant Room 機房走廊	4	0	0	0	0	0	0	0	0	0
	Lobby 大堂	7	0	0	0	(1+0)	0	0	0	0	0
	Staircase 樓梯	6	0	0	0	0	0	0	0	0	0
	Parking Area 泊車區域	15	0	0	0	(0+1)	0	0	0	0	0
	Electrical Room 電錶房	2	0	1	1	(0+1)	0	0	0	0	0
	F.S. Pump Room 消防泵房	4	0	1	1	(0+1)	0	0	0	0	0
	Potable and Flushing Water Pump Room 食水及沖廁水泵房	6	0	1	1	(0+1)	0	0	0	0	0
	A/C Plant Room 空調機房	2	0	1	0	(0+1)	0	0	0	0	0
Ground Floor 地下	Staircase 樓梯	10	2	0	0	(0+1)	0	0	0	0	0
	Yard 庭院	4	0	0	0	0	0	0	0	0	0
	Kitchen 廚房	8	1	0	1	(5+10)	0	0	0	0	0
	Living Room & Dining Room 客廳及飯廳	50	4	0	0	(3+4)	0	0	2	2	2
	W/C 1 洗手間1	3	1	0	0	(0+0)	0	0	0	0	0
	W/C 2 洗手間2	2	0	0	0	(0+0)	0	0	0	0	0
	Utility 工作間	5	1	0	0	(1+0)	0	0	0	0	0
	Foyer (include lift lobby) 前廳(包括升降機大堂)	8	2	0	0	(0+3)	4	0	0	0	0
Garden 花園	9	0	0	0	(0+1)	0	0	0	0	0	
First Floor 一樓	Staircase 樓梯	8	0	0	0	0	0	0	0	0	0
	Bedroom1 套房1	12	1	0	0	(3+1)	0	0	1	2	1
	Bedroom 1 Corridor 套房1走廊	4	1	0	0	(0+1)	0	0	0	0	0
	Bath 1 浴室1	5	1	0	0	(0+1)	2	1	0	0	0
	Closet 1 衣帽間1	2	1	0	0	(1+1)	0	0	0	0	0
	Bedroom 2 套房2	12	1	0	0	(3+1)	0	0	1	2	1
	Bedroom 2 Corridor 套房2走廊	4	1	0	0	(0+1)	0	0	0	0	0
	Bath 2 浴室2	5	1	0	0	(0+1)	2	1	0	0	0
	Closet 2 衣帽間2	2	1	0	0	(1+1)	0	0	0	0	0
	Bedroom 3 套房3	12	3	0	0	(3+2)	0	0	1	2	1
	Bath 3 浴室3	6	1	0	0	(0+1)	2	1	0	0	0
Lift Hall 升降機大堂	7	1	0	0	(0+1)	1	0	0	0	0	
Second Floor 二樓	Staircase 樓梯	0	0	0	0	0	0	0	0	0	0
	Master Bedroom 主人寢室	22	2	0	0	(4+2)	0	0	1	2	1
	Master Closet 1 主人衣帽間 1	21	2	0	0	(4+2)	2	0	0	0	0
	Master Bath 主人浴室	9	1	0	0	(0+1)	2	1	0	0	0
	Corridor 走廊	6	1	0	0	(0+2)	0	0	0	0	0
	Lift Hall 升降機大堂	7	1	0	0	(0+1)	1	0	0	0	0
	Balcony 露台	2	0	0	0	0	0	0	0	0	0

Schedule of Mechanical and Electrical Provisions 機電裝置數量說明表

Plantation Boulevard House 6

Plantation Boulevard 6 號洋房

Floor 樓層	Location 位置	Molded Case Circuit Breaker Board 總電 掣箱	Touch Screen Display 智能 觸控 屏幕	Washing Machine Connection Point (Water Outlet) 洗衣機 接駁點 (去水位)	Washing Machine Connection Point (Water Inlet) 洗衣機 接駁點 (入水位)	Thermostat for A/C Indicator 空調 溫度控 顯示器	Dehumidifier Unit Point 抽濕機位 及其 接駁點	VRV Indoor Unit and A/C Point 分體空調 室內機位及 其接駁點	VRV Outdoor Unit and A/C Point 分體空調 室外機位及 其接駁點
Basement Floor 地庫	Corridor for Plant Room 機房走廊	0	0	0	0	0	0	0	0
	Lobby 大堂	0	0	0	0	0	0	1	0
	Staircase 樓梯	0	0	0	0	0	0	0	0
	Parking Area 泊車區域	0	0	0	0	0	1	1	0
	Electrical Room 電錶房	1	0	0	0	0	0	0	0
	F.S. Pump Room 消防泵房	0	0	0	0	0	0	0	0
	Potable and Flushing Water Pump Room 食水及沖廁水泵房	0	0	0	0	0	0	0	0
	A/C Plant Room 空調機房	0	0	0	0	1	0	0	0
Ground Floor 地下	Staircase 樓梯	0	0	0	0	0	0	0	0
	Yard 庭院	0	0	0	0	0	0	0	0
	Kitchen 廚房	0	0	1	1	0	0	1	0
	Living Room & Dining Room 客廳及飯廳	0	0	0	0	0	0	2	0
	W/C 1 洗手間1	0	0	0	0	0	0	0	0
	W/C 2 洗手間2	0	0	0	0	0	0	0	0
	Utility 工作間	0	1	0	0	1	0	1	0
	Foyer (include lift lobby) 前廳(包括升降機大堂)	0	1	0	0	4	0	1	0
Garden 花園	0	0	0	0	0	0	0	2	
First Floor 一樓	Staircase 樓梯	0	0	0	0	0	0	0	0
	Bedroom1 套房1	0	0	0	0	0	0	1	0
	Bedroom 1 Corridor 套房1走廊	0	0	0	0	1	1	0	0
	Bath 1 浴室1	0	0	0	0	0	0	0	0
	Closet 1 衣帽間1	0	0	0	0	1	1	1	0
	Bedroom 2 套房2	0	0	0	0	0	0	1	0
	Bedroom 2 Corridor 套房2走廊	0	0	0	0	1	1	0	0
	Bath 2 浴室2	0	0	0	0	0	0	0	0
	Closet 2 衣帽間2	0	0	0	0	1	1	1	0
	Bedroom 3 套房3	0	0	0	0	1	1	1	0
	Bath 3 浴室3	0	0	0	0	0	0	0	0
Lift Hall 升降機大堂	0	0	0	0	1	0	1	0	
Second Floor 二樓	Staircase 樓梯	0	0	0	0	0	0	0	0
	Master Bedroom 主人寢室	0	0	0	0	2	0	2	0
	Master Closet 1 主人衣帽間 1	0	0	0	0	2	2	2	0
	Master Bath 主人浴室	0	0	0	0	1	0	1	0
	Corridor 走廊	0	0	0	0	1	1	1	0
	Lift Hall 升降機大堂	0	0	0	0	1	0	1	0
	Balcony 露台	0	0	0	0	0	0	0	0

Schedule of Mechanical and Electrical Provisions 機電裝置數量說明表

Plantation Boulevard House 7

Plantation Boulevard 7 號洋房

Floor 樓層	Location 位置	Lighting Point 照明 燈位	Home Automation Control Panel 智能 控制掣面	Lighting Switch 燈掣	Switch For Exhaust Fan 抽氣扇 電源掣	13A Switched Socket Outlet (Twin+ Single) 13A 安培 帶掣插蘇 (雙位+單位)	Thermostat for Under Floor Heater System 地暖系統 溫度 控制器	Shaver Outlet 鬚刨 插座	TV/FM Outlet 電視/ 電台天線 插座	Tele- phone Outlet 電話 插座	Fiber Outlet 光纖 插座
Basement Floor 地庫	Corridor for Plant Room 機房走廊	4	0	0	0	0	0	0	0	0	0
	Lobby 大堂	7	0	0	0	(1+0)	0	0	0	0	0
	Staircase 樓梯	6	0	0	0	0	0	0	0	0	0
	Parking Area 泊車區域	15	0	0	0	(0+1)	0	0	0	0	0
	Electrical Room 電錶房	2	0	1	1	(0+1)	0	0	0	0	0
	F.S. Pump Room 消防泵房	4	0	1	1	(0+1)	0	0	0	0	0
	Potable and Flushing Water Pump Room 食水及沖廁水泵房	6	0	1	1	(0+1)	0	0	0	0	0
	A/C Plant Room 空調機房	2	0	1	0	(0+1)	0	0	0	0	0
Ground Floor 地下	Staircase 樓梯	10	2	0	0	(0+1)	0	0	0	0	0
	Yard 庭院	4	0	0	0	0	0	0	0	0	0
	Kitchen 廚房	8	1	0	1	(5+10)	0	0	0	0	0
	Living Room & Dining Room 客廳及飯廳	50	4	0	0	(3+4)	0	0	2	2	2
	W/C 1 洗手間1	3	1	0	0	(0+0)	0	0	0	0	0
	W/C 2 洗手間2	2	0	0	0	(0+0)	0	0	0	0	0
	Utility 工作間	5	1	0	0	(1+0)	0	0	0	0	0
	Foyer (include lift lobby) 前廳(包括升降機大堂)	8	2	0	0	(0+3)	4	0	0	0	0
First Floor 一樓	Garden 花園	10	0	0	0	(0+1)	0	0	0	0	0
	Staircase 樓梯	8	0	0	0	0	0	0	0	0	0
	Bedroom1 套房1	12	1	0	0	(3+1)	0	0	1	2	1
	Bedroom 1 Corridor 套房1走廊	4	1	0	0	(0+1)	0	0	0	0	0
	Bath 1 浴室1	5	1	0	0	(0+1)	2	1	0	0	0
	Closet 1 衣帽間1	2	1	0	0	(1+1)	0	0	0	0	0
	Bedroom 2 套房2	12	1	0	0	(3+1)	0	0	1	2	1
	Bedroom 2 Corridor 套房2走廊	4	1	0	0	(0+1)	0	0	0	0	0
	Bath 2 浴室2	5	1	0	0	(0+1)	2	1	0	0	0
	Closet 2 衣帽間2	2	1	0	0	(1+1)	0	0	0	0	0
	Bedroom 3 套房3	12	3	0	0	(3+2)	0	0	1	2	1
Bath 3 浴室3	6	1	0	0	(0+1)	2	1	0	0	0	
Lift Hall 升降機大堂	7	1	0	0	(0+1)	1	0	0	0	0	
Second Floor 二樓	Staircase 樓梯	0	0	0	0	0	0	0	0	0	0
	Master Bedroom 主人寢室	22	2	0	0	(4+2)	0	0	1	2	1
	Master Closet 1 主人衣帽間 1	21	2	0	0	(4+2)	2	0	0	0	0
	Master Bath 主人浴室	9	1	0	0	(0+1)	2	1	0	0	0
	Corridor 走廊	6	1	0	0	(0+2)	0	0	0	0	0
	Lift Hall 升降機大堂	7	1	0	0	(0+1)	1	0	0	0	0
	Balcony 露台	2	0	0	0	0	0	0	0	0	0

Schedule of Mechanical and Electrical Provisions 機電裝置數量說明表

Plantation Boulevard House 7

Plantation Boulevard 7 號洋房

Floor 樓層	Location 位置	Molded Case Circuit Breaker Board 總電 掣箱	Touch Screen Display 智能 觸控 屏幕	Washing Machine Connection Point (Water Outlet) 洗衣機 接駁點 (去水位)	Washing Machine Connection Point (Water Inlet) 洗衣機 接駁點 (入水位)	Thermostat for A/C Indicator 空調 溫度控 顯示器	Dehumidifier Unit Point 抽濕機位 及其 接駁點	VRV Indoor Unit and A/C Point 分體空調 室內機位及 其接駁點	VRV Outdoor Unit and A/C Point 分體空調 室外機位及 其接駁點
Basement Floor 地庫	Corridor for Plant Room 機房走廊	0	0	0	0	0	0	0	0
	Lobby 大堂	0	0	0	0	0	0	1	0
	Staircase 樓梯	0	0	0	0	0	0	0	0
	Parking Area 泊車區域	0	0	0	0	0	1	1	0
	Electrical Room 電錶房	1	0	0	0	0	0	0	0
	F.S. Pump Room 消防泵房	0	0	0	0	0	0	0	0
	Potable and Flushing Water Pump Room 食水及沖廁水泵房	0	0	0	0	0	0	0	0
	A/C Plant Room 空調機房	0	0	0	0	1	0	0	0
Ground Floor 地下	Staircase 樓梯	0	0	0	0	0	0	0	0
	Yard 庭院	0	0	0	0	0	0	0	0
	Kitchen 廚房	0	0	1	1	0	0	1	0
	Living Room & Dining Room 客廳及飯廳	0	0	0	0	0	0	2	0
	W/C 1 洗手間1	0	0	0	0	0	0	0	0
	W/C 2 洗手間2	0	0	0	0	0	0	0	0
	Utility 工作間	0	1	0	0	1	0	1	0
	Foyer (include lift lobby) 前廳(包括升降機大堂)	0	1	0	0	4	0	1	0
Garden 花園	0	0	0	0	0	0	0	2	
First Floor 一樓	Staircase 樓梯	0	0	0	0	0	0	0	0
	Bedroom1 套房1	0	0	0	0	0	0	1	0
	Bedroom 1 Corridor 套房1走廊	0	0	0	0	1	1	0	0
	Bath 1 浴室1	0	0	0	0	0	0	0	0
	Closet 1 衣帽間1	0	0	0	0	1	1	1	0
	Bedroom 2 套房2	0	0	0	0	0	0	1	0
	Bedroom 2 Corridor 套房2走廊	0	0	0	0	1	1	0	0
	Bath 2 浴室2	0	0	0	0	0	0	0	0
	Closet 2 衣帽間2	0	0	0	0	1	1	1	0
	Bedroom 3 套房3	0	0	0	0	1	1	1	0
	Bath 3 浴室3	0	0	0	0	0	0	0	0
Lift Hall 升降機大堂	0	0	0	0	1	0	1	0	
Second Floor 二樓	Staircase 樓梯	0	0	0	0	0	0	0	0
	Master Bedroom 主人寢室	0	0	0	0	2	0	2	0
	Master Closet 1 主人衣帽間 1	0	0	0	0	2	2	2	0
	Master Bath 主人浴室	0	0	0	0	1	0	1	0
	Corridor 走廊	0	0	0	0	1	1	1	0
	Lift Hall 升降機大堂	0	0	0	0	1	0	1	0
	Balcony 露台	0	0	0	0	0	0	0	0

Schedule of Mechanical and Electrical Provisions 機電裝置數量說明表

Plantation Boulevard House 8

Plantation Boulevard 8 號洋房

Floor 樓層	Location 位置	Lighting Point 照明 燈位	Home Automation Control Panel 智能 控制掣面	Lighting Switch 燈掣	Switch For Exhaust Fan 抽氣扇 電源掣	13A Switched Socket Outlet (Twin+ Single) 13A 安培 帶掣插蘇 (雙位+單位)	Thermostat for Under Floor Heater System 地暖系統 溫度 控制器	Shaver Outlet 鬚刨 插座	TV/FM Outlet 電視/ 電台天線 插座	Tele- phone Outlet 電話 插座	Fiber Outlet 光纖 插座
Basement Floor 地庫	Corridor for Plant Room 機房走廊	4	0	0	0	0	0	0	0	0	0
	Lobby 大堂	7	0	0	0	(1+0)	0	0	0	0	0
	Staircase 樓梯	7	0	0	0	0	0	0	0	0	0
	Parking Area 泊車區域	15	0	0	0	(0+1)	0	0	0	0	0
	Electrical Room 電錶房	2	0	1	1	(0+1)	0	0	0	0	0
	F.S. Pump Room 消防泵房	4	0	1	1	(0+1)	0	0	0	0	0
	Potable and Flushing Water Pump Room 食水及沖廁水泵房	6	0	1	1	(0+1)	0	0	0	0	0
	A/C Plant Room 空調機房	2	0	1	0	(0+1)	0	0	0	0	0
Ground Floor 地下	Staircase 樓梯	10	2	0	0	(0+1)	0	0	0	0	0
	Yard 庭院	4	0	0	0	0	0	0	0	0	0
	Kitchen 廚房	8	1	0	1	(5+10)	0	0	0	0	0
	Living Room & Dining Room 客廳及飯廳	50	4	0	0	(3+4)	0	0	2	2	2
	W/C 1 洗手間1	3	1	0	0	(0+0)	0	0	0	0	0
	W/C 2 洗手間2	2	0	0	0	(0+0)	0	0	0	0	0
	Utility 工作間	5	1	0	0	(1+0)	0	0	0	0	0
	Foyer (include lift lobby) 前廳(包括升降機大堂)	8	2	0	0	(0+3)	4	0	0	0	0
Garden 花園	9	0	0	0	(0+1)	0	0	0	0	0	
First Floor 一樓	Staircase 樓梯	8	0	0	0	0	0	0	0	0	0
	Bedroom1 套房1	12	1	0	0	(3+1)	0	0	1	2	1
	Bedroom 1 Corridor 套房1走廊	4	1	0	0	(0+1)	0	0	0	0	0
	Bath 1 浴室1	5	1	0	0	(0+1)	2	1	0	0	0
	Closet 1 衣帽間1	2	1	0	0	(1+1)	0	0	0	0	0
	Bedroom 2 套房2	12	1	0	0	(3+1)	0	0	1	2	1
	Bedroom 2 Corridor 套房2走廊	4	1	0	0	(0+1)	0	0	0	0	0
	Bath 2 浴室2	5	1	0	0	(0+1)	2	1	0	0	0
	Closet 2 衣帽間2	2	1	0	0	(1+1)	0	0	0	0	0
	Bedroom 3 套房3	12	3	0	0	(3+2)	0	0	1	2	1
	Bath 3 浴室3	6	1	0	0	(0+1)	2	1	0	0	0
Lift Hall 升降機大堂	7	1	0	0	(0+1)	1	0	0	0	0	
Second Floor 二樓	Staircase 樓梯	0	0	0	0	0	0	0	0	0	0
	Master Bedroom 主人寢室	22	2	0	0	(4+2)	0	0	1	2	1
	Master Closet 1 主人衣帽間 1	21	2	0	0	(4+2)	2	0	0	0	0
	Master Bath 主人浴室	9	1	0	0	(0+1)	2	1	0	0	0
	Corridor 走廊	6	1	0	0	(0+2)	0	0	0	0	0
	Lift Hall 升降機大堂	7	1	0	0	(0+1)	1	0	0	0	0
	Balcony 露台	2	0	0	0	0	0	0	0	0	0

Schedule of Mechanical and Electrical Provisions 機電裝置數量說明表

Plantation Boulevard House 8

Plantation Boulevard 8 號洋房

Floor 樓層	Location 位置	Molded Case Circuit Breaker Board 總電 掣箱	Touch Screen Display 智能 觸控 屏幕	Washing Machine Connection Point (Water Outlet) 洗衣機 接駁點 (去水位)	Washing Machine Connection Point (Water Inlet) 洗衣機 接駁點 (入水位)	Thermostat for A/C Indicator 空調 溫度控 顯示器	Dehumidifier Unit Point 抽濕機位 及其 接駁點	VRV Indoor Unit and A/C Point 分體空調 室內機位及 其接駁點	VRV Outdoor Unit and A/C Point 分體空調 室外機位及 其接駁點
Basement Floor 地庫	Corridor for Plant Room 機房走廊	0	0	0	0	0	0	0	0
	Lobby 大堂	0	0	0	0	0	0	1	0
	Staircase 樓梯	0	0	0	0	0	0	0	0
	Parking Area 泊車區域	0	0	0	0	0	1	1	0
	Electrical Room 電錶房	1	0	0	0	0	0	0	0
	F.S. Pump Room 消防泵房	0	0	0	0	0	0	0	0
	Potable and Flushing Water Pump Room 食水及沖廁水泵房	0	0	0	0	0	0	0	0
	A/C Plant Room 空調機房	0	0	0	0	1	0	0	0
Ground Floor 地下	Staircase 樓梯	0	0	0	0	0	0	0	0
	Yard 庭院	0	0	0	0	0	0	0	0
	Kitchen 廚房	0	0	1	1	0	0	1	0
	Living Room & Dining Room 客廳及飯廳	0	0	0	0	0	0	2	0
	W/C 1 洗手間1	0	0	0	0	0	0	0	0
	W/C 2 洗手間2	0	0	0	0	0	0	0	0
	Utility 工作間	0	1	0	0	1	0	1	0
	Foyer (include lift lobby) 前廳(包括升降機大堂)	0	1	0	0	4	0	1	0
Garden 花園	0	0	0	0	0	0	0	2	
First Floor 一樓	Staircase 樓梯	0	0	0	0	0	0	0	0
	Bedroom1 套房1	0	0	0	0	0	0	1	0
	Bedroom 1 Corridor 套房1走廊	0	0	0	0	1	1	0	0
	Bath 1 浴室1	0	0	0	0	0	0	0	0
	Closet 1 衣帽間1	0	0	0	0	1	1	1	0
	Bedroom 2 套房2	0	0	0	0	0	0	1	0
	Bedroom 2 Corridor 套房2走廊	0	0	0	0	1	1	0	0
	Bath 2 浴室2	0	0	0	0	0	0	0	0
	Closet 2 衣帽間2	0	0	0	0	1	1	1	0
	Bedroom 3 套房3	0	0	0	0	1	1	1	0
	Bath 3 浴室3	0	0	0	0	0	0	0	0
Lift Hall 升降機大堂	0	0	0	0	1	0	1	0	
Second Floor 二樓	Staircase 樓梯	0	0	0	0	0	0	0	0
	Master Bedroom 主人寢室	0	0	0	0	2	0	2	0
	Master Closet 1 主人衣帽間 1	0	0	0	0	2	2	2	0
	Master Bath 主人浴室	0	0	0	0	1	0	1	0
	Corridor 走廊	0	0	0	0	1	1	1	0
	Lift Hall 升降機大堂	0	0	0	0	1	0	1	0
	Balcony 露台	0	0	0	0	0	0	0	0

Schedule of Mechanical and Electrical Provisions 機電裝置數量說明表

Plantation Boulevard House 9

Plantation Boulevard 9 號洋房

Floor 樓層	Location 位置	Lighting Point 照明 燈位	Home Automation Control Panel 智能 控制掣面	Lighting Switch 燈掣	Switch For Exhaust Fan 抽氣扇 電源掣	13A Switched Socket Outlet (Twin+ Single) 13A 安培 帶掣插蘇 (雙位+單位)	Thermostat for Under Floor Heater System 地暖系統 溫度 控制器	Shaver Outlet 鬚刨 插座	TV/FM Outlet 電視/ 電台天線 插座	Tele- phone Outlet 電話 插座	Fiber Outlet 光纖 插座
Basement Floor 地庫	Corridor for Plant Room 機房走廊	4	0	0	0	0	0	0	0	0	0
	Lobby 大堂	7	0	0	0	(1+0)	0	0	0	0	0
	Staircase 樓梯	6	0	0	0	0	0	0	0	0	0
	Parking Area 泊車區域	15	0	0	0	(0+1)	0	0	0	0	0
	Electrical Room 電錶房	2	0	1	1	(0+1)	0	0	0	0	0
	F.S. Pump Room 消防泵房	4	0	2	1	(0+1)	0	0	0	0	0
	Potable and Flushing Water Pump Room 食水及沖廁水泵房	7	0	2	1	(0+1)	0	0	0	0	0
	A/C Plant Room 空調機房	2	0	1	0	(0+1)	0	0	0	0	0
Ground Floor 地下	Staircase 樓梯	8	0	0	0	0	0	0	0	0	0
	Yard 庭院	5	0	0	0	0	0	0	0	0	0
	Kitchen 廚房	8	1	0	0	(5+10)	0	0	0	0	0
	Living Room & Dining Room 客廳及飯廳	52	3	0	0	(3+5)	0	0	2	2	2
	W/C 1 洗手間1	2	0	0	0	(0+0)	0	0	0	0	0
	Utility 工作間	2	1	0	0	(1+1)	0	0	0	0	0
	Foyer (include lift lobby) 前廳(包括升降機大堂)	12	2	0	0	(0+2)	3	0	0	0	0
	Garden 花園	6	0	0	0	(0+1)	0	0	0	0	0
First Floor 一樓	Staircase 樓梯	9	0	0	0	0	0	0	0	0	0
	Bedroom1 套房1	16	2	0	0	(2+2)	0	0	1	2	1
	W/C 2 洗手間 2	4	0	0	0	0	0	0	0	0	0
	Bath 1 浴室1	5	1	0	0	(0+1)	2	1	0	0	0
	Closet 1 衣帽間1	5	1	0	0	(1+1)	0	0	0	0	0
	Bedroom 2 套房2	11	2	0	0	(3+3)	0	0	1	2	1
	Bath 2 浴室2	5	1	0	0	(0+1)	2	1	0	0	0
	Bedroom 3 套房3	12	2	0	0	(2+3)	0	0	1	2	1
	Bath 3 浴室3	5	1	0	0	(0+1)	2	1	0	0	0
	Lift Hall 升降機大堂	6	2	0	0	(0+2)	2	0	0	0	0
Second Floor 二樓	Staircase 樓梯									0	0
	Master Bedroom 主人寢室	30	3	0	0	(4+2)	0	0	1	2	1
	Master Closet 1 主人衣帽間 1	2	1	0	0	(1+1)	1	0	0	0	0
	Master Closet 2 主人衣帽間 2	12	1	0	0	(3+1)	1	0	0	0	0
	Master Closet 3 主人衣帽間 3	2	1	0	0	(1+1)	0	0	0	0	0
	Master Bath 主人浴室	11	1	0	0	(0+1)	2	1	0	0	0
	Lift Hall 升降機大堂	7	1	0	0	(0+1)	1	0	0	0	0
	Balcony 露台	2	0	0	0	0	0	0	0	0	0

Schedule of Mechanical and Electrical Provisions 機電裝置數量說明表

Plantation Boulevard House 9

Plantation Boulevard 9 號洋房

Floor 樓層	Location 位置	Molded Case Circuit Breaker Board 總電 掣箱	Touch Screen Display 智能 觸控 屏幕	Washing Machine Connection Point (Water Outlet) 洗衣機 接駁點 (去水位)	Washing Machine Connection Point (Water Inlet) 洗衣機 接駁點 (入水位)	Thermostat for A/C Indicator 空調 溫度控 顯示器	Dehumidifier Unit Point 抽濕機位 及其 接駁點	VRV Indoor Unit and A/C Point 分體空調 室內機位及 其接駁點	VRV Outdoor Unit and A/C Point 分體空調 室外機位及 其接駁點
Basement 地庫	Corridor for Plant Room 機房走廊	0	0	0	0	0	0	0	0
	Lobby 大堂	0	0	0	0	0	0	1	0
	Staircase 樓梯	0	0	0	0	0	0	0	0
	Parking Area 泊車區域	0	0	0	0	0	1	1	0
	Electrical Room 電錶房	1	0	0	0	0	0	0	0
	F.S. Pump Room 消防泵房	0	0	0	0	0	0	0	0
	Potable and Flushing Water Pump Room 食水及沖廁水泵房	0	0	0	0	0	0	0	0
	A/C Plant Room 空調機房	0	0	0	0	1	0	0	0
Ground Floor 地下	Staircase 樓梯	0	0	0	0	0	0	0	0
	Yard 庭院	0	0	0	0	0	0	0	0
	Kitchen 廚房	0	0	1	1	0	0	2	0
	Living Room & Dining Room 客廳及飯廳	0	0	0	0	0	0	2	0
	W/C 1 洗手間1	0	0	0	0	0	0	0	0
	Utility 工作間	0	1	0	0	1	0	1	0
	Foyer (include lift lobby) 前廳(包括升降機大堂)	0	1	0	0	4	0	1	0
	Garden 花園	0	0	0	0	0	0	0	2
First Floor 一樓	Staircase 樓梯	0	0	0	0	0	0	0	0
	Bedroom1 套房1	0	0	0	0	1	1	1	0
	W/C 2 洗手間 2	0	0	0	0	0	0	0	0
	Bath 1 浴室1	0	0	0	0	0	0	1	0
	Closet 1 衣帽間1	0	0	0	0	2	1	1	0
	Bedroom 2 套房2	0	0	0	0	2	2	1	0
	Bath 2 浴室2	0	0	0	0	0	0	0	0
	Bedroom 3 套房3	0	0	0	0	2	2	1	0
	Bath 3 浴室3	0	0	0	0	0	0	1	0
	Lift Hall 升降機大堂	0	0	0	0	1	0	1	0
Second Floor 二樓	Staircase 樓梯	0	0	0	0	0	0	0	0
	Master Bedroom 主人寢室	0	0	0	0	2	1	2	0
	Master Closet 1 主人衣帽間 1	0	0	0	0	0	1	0	0
	Master Closet 2 主人衣帽間 2	0	0	0	0	3	1	2	0
	Master Closet 3 主人衣帽間 3	0	0	0	0	0	1	0	0
	Master Bath 主人浴室	0	0	0	0	0	0	1	0
	Lift Hall 升降機大堂	0	0	0	0	1	0	1	0
	Balcony 露台	0	0	0	0	0	0	0	0

24

SERVICE AGREEMENTS 服務協議

Potable and flushing water is supplied by Water Supplies Department.
Electricity is supplied by The Hong Kong Electric Company Limited.
Towngas is supplied by The Hong Kong and China Gas Company Limited.

食水及沖廁水由水務署供應。
電力由香港電燈有限公司供應。
煤氣由香港中華煤氣有限公司供應。

25

GOVERNMENT RENT 地稅

The owner is liable for the Government rent payable for the specified residential property up to and including the date of completion of the sale and purchase of that residential property.

擁有人有法律責任繳付指明住宅物業的地稅直至住宅物業買賣完成日(包括該日)為止。

26

MISCELLANEOUS PAYMENTS BY PURCHASER

買方的雜項付款

On the delivery of the vacant possession of the residential property to the purchaser, the purchaser is liable to reimburse the owner for the deposits for water, electricity and gas; and on that delivery, the purchaser is not liable to pay to the owner a debris removal fee.

Note:

On delivery, the purchaser is liable to pay to the Manager a debris removal fee, and where the owner has paid that debris removal fee, the purchaser shall reimburse the owner for the same.

在向買方交付住宅物業在空置情況下的管有權時，買方須負責向擁有人補還水、電力及氣體的按金；及在交付時，買方不須向擁有人支付清理廢料的費用。

附註：

在交付時，買方須向管理人支付清理廢料的費用，而如擁有人已支付清理廢料的費用，買方須向擁有人補還清理廢料的費用。

27

DEFECT LIABILITY WARRANTY PERIOD

欠妥之處的保養責任期

Defect liability warranty period for the residential property and the fittings, finishes and appliances as provided in the agreement for sale and purchase is within six (6) months from the date of completion of the sale and purchase.

按買賣合約規定，住宅物業及住宅物業內裝置、裝修物料及設備之欠妥之處的保養責任期為住宅物業之成交日期起計為期六(6)個月內。

1. The Land Grant requires the owners of the residential properties in the Phase to maintain any slope at their own cost. The terms of the requirement are as follows:
 - (a) The portions of the Land marked “CROWN RESERVE” on the plan annexed to the Land Grant (“the Reserve Area”) may be used for such purpose(s) as the Government may think fit and same may for such purpose(s) be cut away or filled in or the level thereof be altered. The grantee shall be responsible for maintenance of the ground walls and banks of the Reserve Area but in the event of any such cutting away, filling in or levelling, the Government will erect or re-erect and the grantee shall afterwards maintain such suitable retaining walls and banks as are necessary on account thereof for the continued support of the buildings and banks on the Land.
 - (b) The grantee shall and will, when, where and as often as need or occasion shall be or require, at its own proper costs and charges, well and sufficiently repair, uphold, support, maintain, pave, purge, scour, cleanse, empty, amend and keep the messuage(s) or tenement(s) and all other erections and buildings standing upon the Land, and all the walls, banks, cuttings, hedges, ditches, rails, lights, pavements, privies, sinks, drains and watercourses thereunto belonging, and which shall in any-wise belong or appertain unto the same in, by and with all and all manner of needful and necessary reparations, cleansings and amendments whatsoever, the whole to be done to the satisfaction of the Director of Public Works (“the said Director”).
 - (c) Where any cutting away, removal or setting back of adjoining, adjacent or nearby hillside or banks or any building up or filling in is required for the purpose of or in connection with the formation, levelling and development of the Land or any part thereof, the grantee shall construct or bear the cost of the construction of such retaining walls or other support as shall and may at any time be necessary to protect and support such hillside and banks and the Land itself and to obviate and prevent any falling away, landslips or subsidence occurring thereafter and will at all times maintain the said retaining walls or other support in good and substantial repair and condition. In the event of any landslip, subsidence or falling away occurring at any time whether in or from adjoining hillside or banks or in or from the Land as a result of any default by the grantee under this covenant, the grantee shall at his own expense reinstate and make good the same, and indemnify the Government from and against all costs, charges, damages, demands and claims whatsoever which shall or made be suffered or incurred through or by reason thereof. The grantee will if required by the said Director so to do by notice in writing carry out such construction and/or maintenance or reinstate and make good any falling away, landslip or subsidence. If the grantee shall neglect or fail to comply with such notice within the period specified therein, the said Director may forthwith execute and carry out the same and the grantee shall on demand repay to the Government the cost thereof.

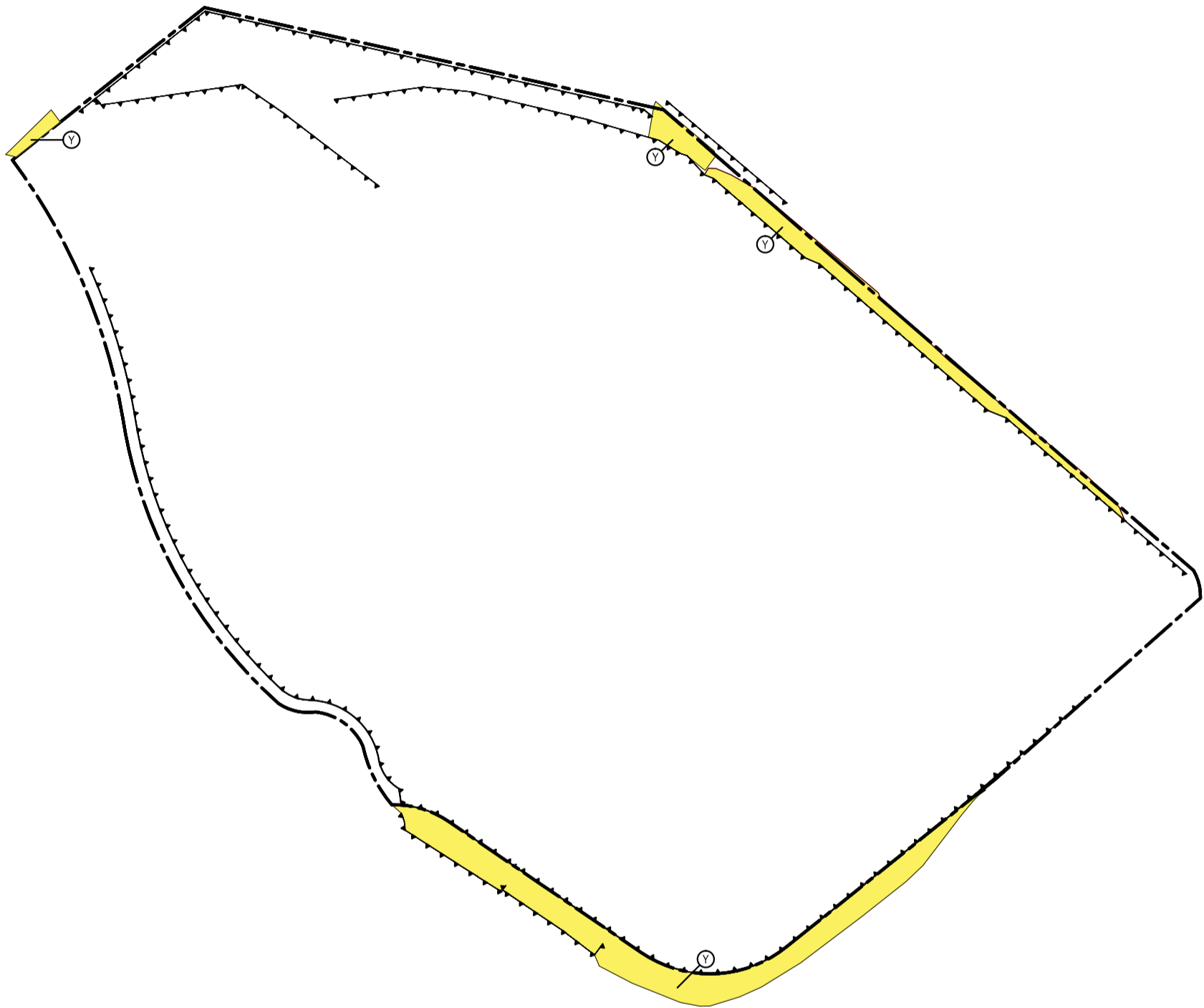
Note: The expression “grantee” as mentioned in this session, where the context so admits or requires includes its assigns.



2. Each of the owners is obliged to contribute towards the costs of the maintenance work.
3. Please refer to the plan in this section for the location of the slope structures, retaining walls or related structures (if any).
4. Under the Deed of Mutual Covenant, the manager of the Phase has the owners’ authority to carry out the maintenance work.

1. 批地文件規定，期數中的住宅物業的擁有人須自費維修任何斜坡，該規定的條款如下：
 - (a) 於批地文件所夾附的圖則上之「CROWN RESERVE」部分（「預留範圍」）可用作政府認為合適的用途，為此用途可削去、填土或改動預留範圍之高度。承授人須負責保養預留範圍之地面牆壁及土堤，惟若需要進行削去、填土或改動高度，將由政府進行搭建或再搭建工程，之後承授人須保養該處必須之合適護土牆及土堤，以繼續支持土地上之建築物及土堤。
 - (b) 承授人須按需要及於有需要時，自費妥善及充分地透過所有和所有形式之所需和必須之維修、清洗及改善以維修、維護、支持、保養、鋪設、清除、沖刷、清洗、清空、改善及維持土地之院宅或物業及所有其他搭建物或建築物，及屬於和以任何形式附屬於該等院宅或物業及所有其他搭建物或建築物之牆壁、土堤、路塹、籬笆、溝渠、軌道、照明、行人道、廁所、水槽、排水渠及水道，致使工務署署長（「上述署長」）滿意。
 - (c) 若任何毗連、毗鄰或鄰近之山坡或土堤需削去、清除或後移，或進行任何堆土或填土，而其目的是為承授人進行開拓、平整及發展土地或其任何部分，承授人須自費進行及建造該等於當時或其後有需要之護土牆或其他支撐工程，以保護及支持山坡及土堤及土地，及排除及預防其後發生的任何泥土剝落、泥石傾瀉或土地下陷。承授人須於所有時間保養上述護土牆或其他支撐，使其處於修葺良好堅固的狀態。倘若於任何時間根據本契諾因承授人之任何失責而導致或引起任何泥土剝落、泥石傾瀉或土地下陷，不論是否於或自毗連之山坡或土堤、或於或自土地，承授人須自費還原和修復，並須就通過或由於該等泥土剝落、泥石傾瀉或土地下陷而將會或可能造成、蒙受或招致的任何費用、收費、損害賠償、索求及申索彌償政府。承授人須應上述署長書面通知要求進行興建及/或保養工程，或還原和修復任何泥土剝落、泥石傾瀉或土地下陷。如承授人忽略或未能在指明期限內遵行該通知，上述署長可立即執行和進行任何有需要的工程，而承授人須應要求向政府償還該工程的費用。

註：本節中提述「承授人」一詞，如文意允許或要求，包括其承讓人。

2. 每名擁有人均須分擔維修工程的費用。
3. 斜坡、護土牆或有關構築物（如有）之位置，請參閱本節之附圖。
4. 根據公契，期數的管理人獲擁有人授權進行維修工程。



-  Retaining Structure
護土牆構築物
-  Slope Area
斜坡範圍

Remark:
This plan is for showing the location of the slope area and retaining structures only.
Other matters shown in this plan may not reflect their latest conditions.

備註：
此圖僅作顯示斜坡範圍及護土牆構築物的位置，圖中所示之其他事項未必能反映其最新狀況。

29

MODIFICATION 修訂

No application to the Government for a modification of the Land Grant for this Development by the owner is underway.

擁有人現時並沒有向政府就期數提出申請修訂批地文件。

30

RELEVANT INFORMATION 有關資料

The following fire service installations or equipment ("FSI") is included in each house of the Development:-

- 1) Hose Reel System;
- 2) Automatic Sprinkler System;
- 3) Manual Fire Alarm and Automatic Fire Alarm System;
- 4) Portable Hand Operated Approved Appliances; and
- 5) Miscellaneous fire services equipment (fire damper, emergency lighting).

Pursuant to Regulation 8(b) of the Fire Service (Installations and Equipment) Regulations, Chapter 95B of the Laws of Hong Kong, the owner(s) of any FSI which is installed in any premises shall have such FSI inspected by a Registered Fire Service Installation Contractor (RFSIC) at least once in every 12 months.

發展項目中每間洋房包含以下消防裝置及設備：-

- 1) 消防喉轆系統；
- 2) 自動花灑系統；
- 3) 手控火警警報及自動火警警報系統；
- 4) 認可的人手操作手提器具；及
- 5) 其他消防設備 (防火閘、應急照明系統)。

根據香港法例第95B章《消防(裝置及設備)規例》第8(b)條，擁有裝置在任何處所內的任何消防裝置或設備的人須安排每12個月由一名註冊承辦商檢查該等消防裝置或設備至少一次。

31

ADDRESS OF THE WEBSITE DESIGNATED BY THE VENDOR FOR THE PHASE 賣方就期數指定的互聯網網站的網址

The address of the website designated by the Vendor for the Phase for the purposes of Part 2 of the Residential Properties (First-hand Sales) Ordinance: www.1plantationroad.com.hk

賣方為施行《一手住宅物業銷售條例》第2部而就期數指定的互聯網網站的網址：www.1plantationroad.com.hk

Breakdown of Gross Floor Area (GFA) Concessions Obtained for All Features**獲寬免總樓面面積的設施分項**

Latest information on breakdown of GFA concessions as shown on the general building plans submitted to and approved by the Building Authority (BA) prior to the printing of the sales brochure is tabulated below. Information marked (#) may be based on information provided by the authorized person if the sales brochure is printed prior to submission of the final amendment plans to the BA. The breakdown of GFA concessions may be subject to further changes until final amendment plans are submitted to and approved by the BA prior to the issuance of the occupation permit for the Development.

於印製售樓說明書前呈交予並已獲建築事務監督批准的一般建築圖則上有關總樓面面積寬免的分項的最新資料，請見下表。如印製售樓說明書時尚未呈交最終修訂圖則予建築事務監督，則有(#)號的資料可以由認可人士提供的資料作為基礎。直至最終修訂圖則於發出佔用許可證前呈交予並獲建築事務監督批准前，以下分項資料仍可能有所修改。

		Area (m ²) 面積 (平方米)
	Disregarded GFA under Building (Planning) Regulations 23(3)(b) 根據《建築物(規劃)條例》第23(3)(b)條不計算的總樓面面積	
1(#)	Carpark and loading/unloading area excluding public transport terminus 停車場及上落客貨地方(公共交通總站除外)	2751.021
2	Plant Rooms and Similar Services 機房及相類設施	
2.1	Mandatory feature or essential plant room, area of which is limited by respective Practice Notes for Authorized Persons, Registered Structural Engineers and Registered Geotechnical Engineers (PNAP) or regulation such as lift machine room, telecommunications and broadcasting (TBE) room, TBE room for access facilities for mobile services, rooftop telecommunications equipment room, intermediate telecommunications equipment room, refuse storage chamber, etc. 所佔面積受相關《認可人士、註冊結構工程師及註冊岩土工程師作業備考》(《作業備考》)或規例限制的強制性設施或必要機房，例如升降機機房、電訊及廣播設備室(訊播室)、為流動通訊接達設施而設的訊播室、天台電訊設備室、中層電訊設備室、垃圾房等	53.997
2.2(#)	Mandatory feature or essential plant room, area of which is NOT limited by any PNAP or regulation such as room occupied solely by fire service installations (F.S.I) and equipment, meter room, transformer room, potable and flushing water tank, etc. 所佔面積不受任何《作業備考》或規例限制的強制性設施或必要機房，例如僅由消防裝置及設備佔用的房間、電錶房、電力變壓房、食水及鹹水缸等	2189.298
2.3	Non-mandatory or non-essential plant room such as air-conditioning (A/C) plant room, air handling unit (AHU) room, etc. 非強制性或非必要機房，例如空調機房、送風櫃房等	78.869
	Green Features under Joint Practice Notes 1 and 2 根據聯合作業備考第1和第2號提供的環保設施	
3	Balcony 露台	67.602
4	Wider common corridor and lift lobby 加闊的公用走廊及升降機大堂	-
5	Communal sky garden 公用空中花園	-
6	Acoustic fin 隔聲鰭	-
7	Wing wall, wind catcher and funnel 翼牆、捕風器及風斗	-
8	Non-structural prefabricated external wall 非結構預製外牆	155.642
9	Utility platform 工作平台	-
10	Noise barrier 隔音屏障	-

Notes:

The above table is based on the requirements as stipulated in Practice Note for Authorized Persons, Registered Structural Engineers and Registered Geotechnical Engineers ADM-2 issued by the Buildings Department. The Buildings Department may revise such requirements from time to time as appropriate.

附註：

上述表格是根據屋宇署所發出的《認可人士、註冊結構工程師及註冊岩土工程師作業備考》ADM-2規定的要求而制訂的。屋宇署會按實際需要不時更改有關要求。

		Area (m ²) 面積 (平方米)
	Amenity Features 適意設施	
11	Caretaker's quarters, counter, office, store, guard room and lavatory for watchman and management staff and Owners' Corporation Office 管理員宿舍、供保安人員和管理處員工使用的櫃位、辦事處、貯物室、警衛室和廁所，以及業主立案法團辦事處	6.308
12	Residential Recreational facilities including void, plant room, swimming pool filtration plant room, covered walkway etc. serving solely the recreational facilities 住宅康樂設施，包括僅供康樂設施使用的中空空間、機房、游泳池的濾水器機房、有蓋人行道等	421.097
13	Covered landscaped and play area 有蓋的園景區及遊樂場地	-
14	Horizontal screens/covered walkway and trellis 橫向屏障/有蓋人行道及花棚	-
15	Larger lift shaft 擴大升降機槽	-
16	Chimney shaft 煙囪管道	-
17	Other non-mandatory or non-essential plant room, such as boiler room, satellite master antenna television (SMATV) room 其他非強制性或非必要機房，例如鍋爐房、衛星電視共用天線房	-
18	Pipe duct, air duct and vertical riser for mandatory feature or essential plant room 強制性設施或必要機房所需的管槽、氣槽及垂直立管	-
19	Pipe duct, air duct for non-mandatory or non-essential plant room 非強制性設施或非必要機房所需的管槽及氣槽	-
20	Plant room, pipe duct, air duct for environmentally friendly system and feature 環保系統及設施所需的機房、管槽及氣槽	-
21	Void in duplex domestic flat and house 複式住宅單位及洋房的中空空間	-
22	Sunshade and reflector 遮陽篷及反光罩	-
23(#)	Projecting planters and minor projection such as A/C box, A/C platform, window cill and projecting window 伸出式花槽及小型伸出物，例如空調機箱、空調機平台、窗檻及伸出的窗台	-
24	Other projection such as A/C box and A/C platform not covered in paragraph 3(b) and (c) of PNAP APP-19, and maintenance walkway 《作業備考》APP-19 第3(b)及(c)段沒有涵蓋的其他伸出物，如空調機箱及空調機平台，及維修通道	-

Notes:

The above table is based on the requirements as stipulated in Practice Note for Authorized Persons, Registered Structural Engineers and Registered Geotechnical Engineers ADM-2 issued by the Buildings Department. The Buildings Department may revise such requirements from time to time as appropriate.

附註：

上述表格是根據屋宇署所發出的《認可人士、註冊結構工程師及註冊岩土工程師作業備考》ADM-2 規定的要求而制訂的。屋宇署會按實際需要不時更改有關要求。

		Area (m ²) 面積 (平方米)
	Other Exempted Items 其他項目	
25(#)	Refuge floor including refuge floor cum sky garden 庇護層，包括庇護層兼空中花園	-
26(#)	Covered area under large projecting / overhanging feature 大型伸出 / 外懸設施下的有蓋地方	-
27	Public transport terminus 公共交通總站	-
28(#)	Party structure and common staircase 共用構造物及公用樓梯	-
29(#)	Horizontal area of staircase, lift shaft and vertical duct solely serving floor accepted as not being accountable for GFA 僅供獲接納不計入總樓面面積的樓層使用的樓梯、升降機槽及垂直管道的水平面積	-
30	Public passage 公眾通道	-
31	Covered set back area 有蓋的後移部分	-
	Bonus GFA 額外總樓面面積	
32	Bonus GFA 額外總樓面面積	783.515
	Additional Green Features under Joint Practice Note (No. 8) 根據聯合作業備考 (第 8 號) 提供的額外環保設施	
33	Buildings adopting Modular Integrated Construction 採用「組裝合成」建築法的樓宇	-

The Environmental Assessment of the Building and Information on the Estimated Energy Performance or Consumption for the Common Parts of the Development

有關建築物的環境評估及發展項目的公用部分的預計能量表現或消耗

The approved general building plans of this Development are not subject to the requirements stipulated in the Practice Note for Authorized Persons, Registered Structural Engineers and Registered Geotechnical Engineers APP-151 issued by the Building Authority. Environmental assessment and information on the estimated energy performance or consumption for the common parts of this Development were not required to be submitted to the Building Authority as a prerequisite for the granting of gross floor area concessions.

本發展項目的經批准一般建築圖則不受由建築事務監督發出的《認可人士、註冊結構工程師及註冊岩土工程師作業備考》APP-151規定規限。本發展項目的環境評估及公用部分的預計能量表現或消耗的資料無須呈交建築事務監督，以作為批予總樓面面積寬免的先決條件。

Notes:

The above table is based on the requirements as stipulated in Practice Note for Authorized Persons, Registered Structural Engineers and Registered Geotechnical Engineers ADM-2 issued by the Buildings Department. The Buildings Department may revise such requirements from time to time as appropriate.

附註：

上述表格是根據屋宇署所發出的《認可人士、註冊結構工程師及註冊岩土工程師作業備考》ADM-2 規定的要求而制訂的。屋宇署會按實際需要不時更改有關要求。

Environmental Assessment of the Building
有關建築物的環境評估



Estimated Energy Performance or Consumption for the Common Parts of the Development

發展項目的公用部份的預計能量表現或消耗

Latest information on the estimated energy performance or consumption for the common parts of the development as submitted to the Building Authority prior to the printing of the sales brochures:

於印製售樓說明書前呈交予建築事務監督發展項目的公用部份的預計能量表現或消耗的最近期資料：

Part I 第I部份	
Provision of Central Air Conditioning 提供中央空調	YES
Provision of Energy Efficient Features 提供具能源效益的設施	YES
Energy Efficient Features proposed: 擬安裝的具能源效益的設施	Variable refrigerant volume (VRV) AC system 變冷媒流量多聯(VRV)空調系統 Light - emitting diode (LED) Light fittings 發光二極管(LED)燈具

Part II : The predicted annual energy use of the proposed building / part of building ^(Note 1) 第II部份：擬興建樓宇部份樓宇預計每年能源消耗量 (註腳 1) :-

Type of Development 發展項目類型	Location 位置	Internal Floor Area Served (m ²) 使用有關裝置的內部樓面面積(平方米)	Annual Energy Use of Baseline Building ^(Note 2) 基線樓宇(註腳 2)每年能源消耗量		Annual Energy Use of Proposed Building 擬興建樓宇每年能源消耗量	
			Electricity 電力 kWh 千瓦小時	Town Gas / LPG 煤氣/石油氣 unit 用量單位	Electricity 電力 kWh 千瓦小時	Town Gas / LPG 煤氣/石油氣 unit 用量單位
Domestic Development 住用發展項目	Area served by central building services installation ^(Note 3) 有使用中央屋宇裝備(註腳3)裝置的部份	2367	1967200	4849	1514800	4849

Part III :The following installations are designed in accordance with the relevant Codes of Practices published by the Electrical & Mechanical Services Department (EMSD)

第III部份：以下裝置乃按機電工程署公布的相關實務守則設計：-

Type of Installations 裝置類型	Yes 是	No 否	N/A 不適用
Lighting Installations 照明裝置	✓		
Air Conditioning Installations 空調裝置	✓		
Electrical Installations 電力裝置	✓		
Lift & Escalator Installations 升降機及自動梯的裝置	✓		
Performance-based Approach 以總能源為本的方法	✓		

Notes:

- In general, the lower the estimated “Annual Energy Use” of the building, the more efficient of the building in terms of energy use. For example, if the estimated “annual energy use of proposed building” is less than the estimated “annual energy use of baseline building”, it means the predicted use of energy is more efficient in the proposed building than in the baseline building. The larger the reduction, the greater the efficiency.
The predicted annual energy use, in terms of electricity consumption (kWh/m²/annum) and town gas/LPG consumption (unit/m²/annum), of the development by the internal floor area served, where:
 - “total annual energy use” has the same meaning of “annual energy use” in the BEAM Plus New Buildings (current version); and
 - “internal floor area”, in relation a building, a space or a unit means the floor area of all enclosed space measured to the internal faces of enclosing external and/or party walls.
- “Baseline Building” has the same meaning as “Baseline Building Model (zero-credit benchmark)” in the BEAM Plus New Buildings (current version).
- “Central Building Services Installation” has the same meaning as that in the Code of Practice for Energy Efficiency of Building Services Installation issued by the Electrical and Mechanical Services Department.

註腳：

- 一般而言，一棟樓宇的預計“每年能源消耗量”愈低，其節約能源的效益愈高。如一棟樓宇預計的“每年能源消耗量”低於該樓宇的“基線樓宇每年能源消耗量”，則代表預計該樓宇的能源應用較其基線樓宇有效，削減幅度愈大則代表有關樓宇能源節約的效益愈高。
預計每年能源消耗量[以耗電量(千瓦小時/平方米/年)及煤氣/石油氣消耗量(用量單位/平方米/年)計算]，指將發展項目的每年能源消耗總量除以使用有關裝置的內部樓面面積所得出的商，其中:-
 - “每年能源消耗量”與新建樓宇 BEAM Plus 標準(現行版本)中的「年能源消耗」具有相同涵義;及
 - 樓宇、空間或單位的“內部樓面面積”，指外牆及/或共用牆的內壁之內表面起量度出來的樓面面積。
- “基準樓宇”與新建樓宇 BEAM Plus 標準(現行版本)中的“基準建築物模式(零分標準)”具有相同涵義。
- “中央屋宇裝備裝置”與機電工程署發出的《屋宇裝備裝置能源效益實務守則》中的涵義相同。

There may be future changes to the Phase and the surrounding areas.

期數及其周邊地區日後可能出現改變。

Date of Printing of Sales Brochure: 16 April 2025

售樓說明書印製日期：2025年4月16日

Examination record 檢視記錄：

Examination / Revision Date 檢視 / 修改日期	Revision Made 所作修改	
	Page Number 頁次	Revision Made 所作修改
7 May 2025 2025年5月7日	8	Updated the "Information on vendor and others involved in the phase" 更新「賣方及有參與期數的其他人的資料」
	27-28,33,38,43,48,53,58,63	Updated the "Floor plans of residential properties in the phase" 更新「期數的住宅物業的樓面平面圖」
	85	Updated the "cross-section plan of building in the phase" 更新「期數中的建築物的橫截面圖」
	94	Updated the "Elevation plan" 更新「立面圖」
	117-143	Updated the "Fittings, finishes and appliances" 更新「裝置、裝修物料及設備」
31 July 2025 2025年7月31日	13	Updated the "Location plan of the development" 更新「發展項目的所在位置圖」
	23,25,30-33,35-43,46-48,51,53,55-56,58,60-63	Updated the "Floor plans of residential properties in the phase" 更新「期數的住宅物業的樓面平面圖」
12 August 2025 2025年8月12日	13	Updated the "Location plan of the development" 更新「發展項目的所在位置圖」
	23-25,27,30,35,40,45,50,55,60	Updated the "Floor plans of residential properties in the phase" 更新「期數的住宅物業的樓面平面圖」
	64	Updated the "Area of residential properties in the phase" 更新「期數中的住宅物業的面積」
	65	Updated the "Floor plans of parking spaces in the phase" 更新「期數中的停車位的樓面平面圖」
11 November 2025 2025年11月11日	13	Updated the "Location plan of the development" 更新「發展項目的所在位置圖」
	14-17	Updated the "Aerial photograph of the phase" 更新「期數的鳥瞰照片」
	18	"Aerial photograph of the phase" is deleted 刪除「期數的鳥瞰照片」
	28, 33, 38, 43, 48, 53, 58, 63	Updated the "Floor plans of residential properties in the phase" 更新「期數的住宅物業的樓面平面圖」
10 February 2026 2026年2月10日	13	Updated the "Location plan of the development" 更新「發展項目的所在位置圖」
	23	Updated the Legend of "Floor plans of residential properties in the phase" 更新「期數的住宅物業的樓面平面圖」圖例
	29, 34, 39, 44, 49, 54, 59	Updated the "Floor plans of residential properties in the phase" 更新「期數的住宅物業的樓面平面圖」
8 May 2026 2026年5月8日	13	Updated the "Location plan of the development" 更新「發展項目的所在位置圖」
	100, 105, 110, 115	Updated the "Fittings, finishes and appliances" 更新「裝置、裝修物料及設備」

